



# Photometric test report

<b>Family</b> <b>Floodlight FL21 midi</b>	<b>Order number: 5XA7782E2A3A</b> <b>EAN: 4058352853436</b>	<b>LP number</b> <b>59304_146</b>
	<b>Version</b> Mast bracket <b>Optic</b> asymmetric distribution PL43 <b>Cover</b> toughened safety glass <b>Lamps</b> LED 3000 K   CRI ≥ 70 <b>Controlgear</b> ECG SITECO iQ <b>Rated values</b> Net luminous flux = 27540 lm Power consumption = 208.1 W Luminous efficacy = 132.3 lm/W	<b>serial documentation</b> <b>22.08.2023</b>





**Luminous intensity in cd/klm** C180-0 C220-40 C225-45 C270-90 **Imax: 962 cd/klm**



Luminaire output ratios	
Eta	100.0%
Eta 0° - 90°	100.0%
Eta 90° - 180°	0.0%

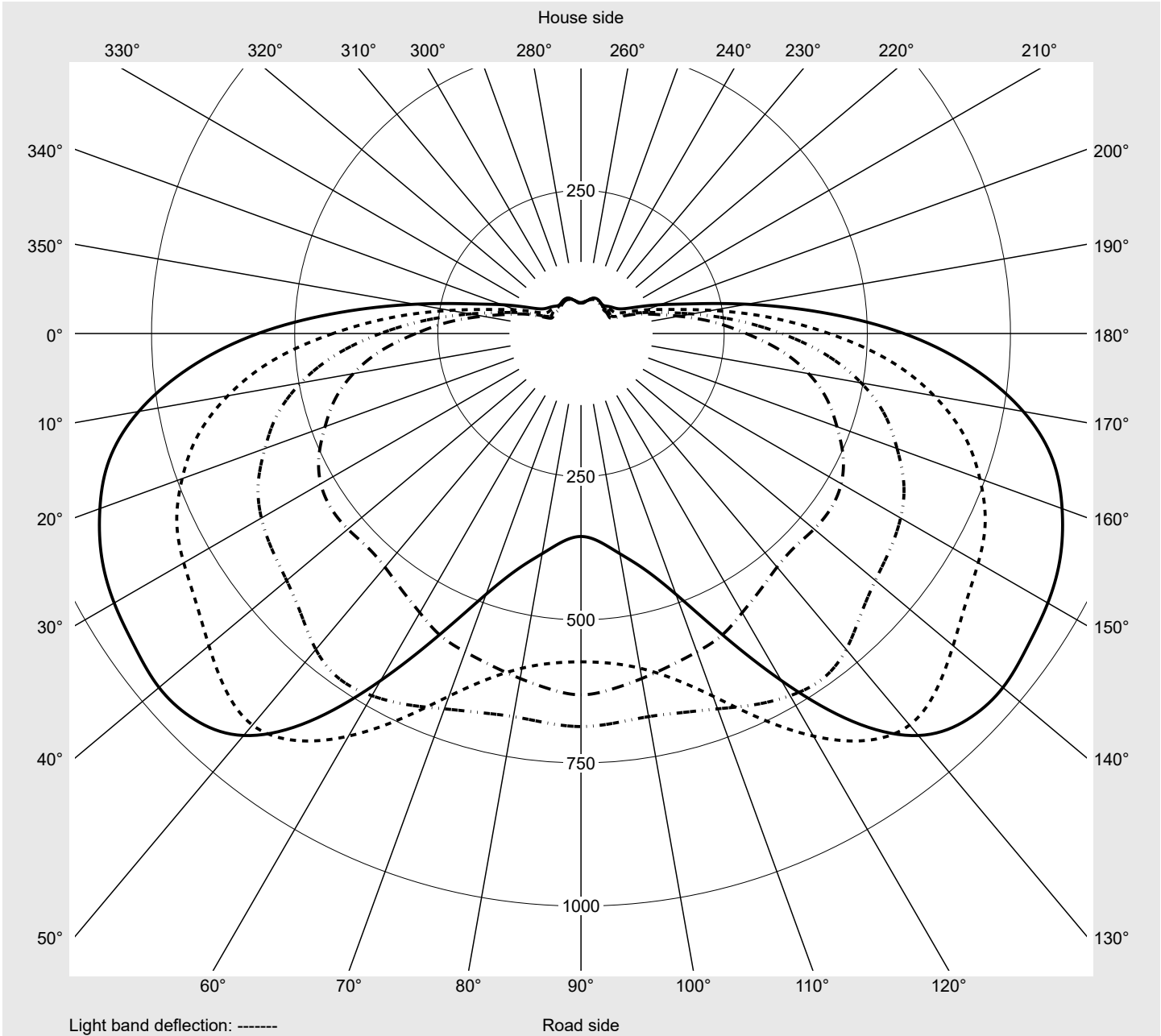
Luminous intensity class acc. to EN13201-2	
Class:	G6
Imax 70°	58.9
Imax 80°	16.9
Imax 90°	0.0
Imax >90°	0.0
Imax >95°	0.0

**Measurement conditions**  
DIN EN 13032 and DIN 5032

**Photometric test report**

<b>Family</b> Floodlight FL21 midi	<b>Order number: 5XA7782E2A3A</b> <b>EAN: 4058352853436</b>	<b>LP number</b> 59304_146
---------------------------------------	--	-------------------------------

**Envelope curve in cd/klm**      **KMK 57.5°**    **KMK 55°**    **KMK 52.5°**    **KMK 50°**      **siteco**



## Photometric test report

<b>Family</b> Floodlight FL21 midi	<b>Order number: 5XA7782E2A3A</b> <b>EAN: 4058352853436</b>	<b>LP number</b> 59304_146
<b>Table of values for luminous intensities</b>		<b>Maximum luminous intensity</b>
		<b>siteco</b>

C-planes	0° 180°	5° 175°	10° 170°	15° 165°	20° 160°	25° 155°	30° 150°	35° 145°	40° 140°	45° 135°	50° 130°	55° 125°	60° 120°
γ	Luminous intensity in cd/klm												
0,0°	157.1	157.1	157.1	157.1	157.1	157.1	157.1	157.1	157.1	157.1	157.1	157.1	157.1
2,5°	156.9	157.8	158.6	159.4	160.2	161.0	161.7	162.4	163.1	163.7	164.4	165.0	165.6
5,0°	158.3	160.3	161.9	163.5	165.0	166.4	167.6	168.8	170.0	171.0	172.1	173.0	174.0
7,5°	161.4	164.1	166.5	168.8	170.8	172.7	174.4	175.8	177.2	178.4	179.5	180.6	181.6
10,0°	164.4	168.1	171.3	174.2	176.8	179.2	181.2	182.9	184.5	185.9	187.2	188.4	189.4
12,5°	167.4	171.9	175.9	179.6	182.7	185.7	188.2	190.5	192.5	194.4	195.9	197.4	198.5
15,0°	169.2	174.7	179.7	184.2	188.1	191.7	195.0	198.2	200.9	203.5	205.4	207.1	208.3
17,5°	170.1	176.8	183.0	188.6	193.4	198.0	202.4	206.5	210.2	213.4	215.9	217.8	219.1
20,0°	170.8	178.9	186.4	193.1	198.9	204.6	210.0	215.2	219.8	223.8	226.6	229.0	230.4
22,5°	172.9	182.4	191.1	199.1	206.0	212.8	219.3	225.5	231.1	236.1	239.6	242.2	243.8
25,0°	175.2	186.7	196.7	206.0	214.3	222.5	230.0	237.3	244.1	250.2	255.0	258.3	259.3
27,5°	179.0	192.2	203.8	214.5	224.8	234.2	242.1	249.6	257.6	265.9	272.7	276.2	277.6
30,0°	182.1	198.0	211.4	223.9	236.8	246.8	255.3	263.0	271.9	282.7	291.6	295.0	295.2
32,5°	186.3	204.6	220.0	233.6	246.8	258.6	268.6	277.2	285.6	299.6	313.0	316.6	314.8
35,0°	190.7	212.2	229.6	244.3	257.6	270.0	281.5	292.9	302.1	317.6	336.0	344.0	332.8
37,5°	197.0	222.6	243.9	261.0	276.5	291.4	305.0	318.1	325.8	337.0	354.4	355.4	337.3
40,0°	202.1	234.4	261.9	285.4	306.6	325.4	340.0	349.0	349.7	353.0	352.8	344.0	326.3
42,5°	210.8	246.5	277.6	303.1	326.1	347.8	364.5	372.2	370.8	365.9	352.1	338.3	320.8
45,0°	224.6	267.6	303.3	332.4	357.2	380.8	398.8	405.5	401.1	387.6	369.4	352.4	336.5
47,5°	252.0	299.0	341.4	375.5	403.1	429.0	447.0	452.6	447.0	431.9	416.5	405.9	403.2
50,0°	288.4	351.5	403.8	444.9	475.7	505.0	524.8	532.6	531.5	527.6	532.6	546.3	563.0
52,5°	350.2	430.3	497.0	549.5	587.4	622.1	644.5	658.5	671.1	691.9	720.5	736.0	730.5
55,0°	433.2	540.5	626.3	693.6	741.3	779.0	801.1	820.5	848.3	878.5	892.7	867.8	812.0
57,5°	563.9	686.2	784.4	853.1	894.2	923.7	941.4	952.1	962.0	953.8	916.6	827.1	700.1
60,0°	645.7	773.4	861.0	921.1	936.8	940.1	941.0	920.1	877.5	808.2	711.0	584.2	450.7
62,5°	601.4	706.1	762.3	796.7	772.7	741.4	711.6	663.9	591.2	503.0	409.0	323.3	249.9
65,0°	409.8	448.6	471.6	480.8	450.9	418.9	389.1	352.4	303.7	251.6	208.1	168.8	130.0
67,5°	142.0	167.5	172.5	173.5	165.4	156.1	148.4	136.4	124.0	107.2	91.4	76.1	61.2
70,0°	49.3	49.2	46.7	47.4	48.3	48.8	50.1	50.4	52.3	51.7	51.7	53.8	51.3
72,5°	24.2	24.8	24.5	24.7	25.7	27.0	28.6	31.5	34.4	37.5	41.5	41.6	39.5
75,0°	19.2	21.9	20.2	19.9	20.5	20.8	21.6	24.6	26.1	26.6	28.4	29.8	29.8
77,5°	16.4	17.9	15.3	14.7	15.2	15.4	16.1	17.2	18.1	18.6	19.1	20.4	20.9
80,0°	12.2	11.0	10.3	9.9	10.2	10.8	10.9	11.8	12.7	13.2	13.0	13.2	14.0
82,5°	6.4	7.0	5.8	5.8	6.1	6.6	7.3	7.3	7.7	8.7	8.4	8.0	8.4
85,0°	2.9	3.0	2.8	2.8	3.1	3.3	3.7	3.6	3.6	3.7	3.7	3.8	3.8
87,5°	1.2	1.2	1.2	1.2	1.2	1.2	1.2	1.2	1.1	1.1	1.0	0.9	0.9
90,0°	0.0	0.0	0.0	0.0	0.0	0.0	0.0	0.0	0.0	0.0	0.0	0.0	0.0

## Photometric test report

<b>Family</b> Floodlight FL21 midi	<b>Order number: 5XA7782E2A3A</b> <b>EAN: 4058352853436</b>	<b>LP number</b> 59304_146
---------------------------------------	--	-------------------------------

**siteco**

### Table of values for luminous intensities Maximum luminous intensity

C-planes	65° 115°	70° 110°	75° 105°	80° 100°	85° 95°	90°	185° 355°	190° 350°	195° 345°	200° 340°	205° 335°	210° 330°	215° 325°
$\gamma$	Luminous intensity in cd/klm												
0,0°	157.1	157.1	157.1	157.1	157.1	157.1	157.1	157.1	157.1	157.1	157.1	157.1	157.1
2,5°	166.1	166.5	166.9	167.3	167.4	167.6	156.1	155.1	154.2	153.4	152.5	151.6	150.9
5,0°	174.8	175.6	176.4	177.0	177.4	177.6	156.7	154.7	152.7	150.7	148.7	146.7	144.8
7,5°	182.6	183.6	184.5	185.4	186.0	186.3	158.7	155.6	152.5	149.3	146.1	142.9	139.7
10,0°	190.4	191.5	192.7	193.9	194.8	195.2	160.7	156.7	152.4	148.0	143.4	138.8	134.2
12,5°	199.6	200.7	202.1	203.8	205.4	206.1	162.5	157.2	151.8	146.0	140.0	134.0	128.1
15,0°	209.4	210.5	212.0	214.4	216.9	218.0	163.0	156.5	149.7	142.6	135.2	127.9	120.8
17,5°	220.0	221.0	222.6	225.8	230.0	232.3	162.6	154.7	146.5	138.1	129.3	120.6	112.3
20,0°	231.5	232.1	233.3	236.5	243.2	247.5	161.8	152.4	142.9	133.0	122.7	113.0	103.9
22,5°	244.2	244.1	244.3	246.8	256.3	263.5	162.1	151.0	139.5	127.7	116.3	105.8	96.6
25,0°	258.9	257.0	256.0	257.5	267.6	274.6	162.8	149.5	135.7	122.5	110.3	99.5	90.3
27,5°	276.0	272.5	269.9	270.5	279.2	277.7	164.1	148.6	132.8	118.3	105.4	94.5	83.9
30,0°	292.6	285.9	280.7	280.7	287.6	280.6	164.7	147.1	130.0	114.5	101.4	89.8	71.6
32,5°	308.3	293.6	283.9	282.7	289.4	288.0	166.1	146.2	128.0	112.0	98.7	81.8	61.0
35,0°	320.0	299.4	285.4	284.6	281.9	276.3	166.9	144.5	125.1	109.2	94.6	69.0	57.3
37,5°	318.6	295.6	280.2	274.7	266.5	263.2	168.9	143.5	122.9	106.8	85.1	59.9	56.2
40,0°	306.3	286.3	269.5	257.9	251.2	249.2	169.3	141.4	120.1	103.5	70.1	56.9	55.1
42,5°	301.9	283.2	270.0	261.0	258.6	258.3	173.9	143.3	119.8	99.9	64.3	56.3	54.4
45,0°	325.6	319.6	322.8	329.4	337.4	341.4	185.0	148.7	120.3	97.0	63.3	56.8	54.7
47,5°	416.5	432.9	449.9	468.0	483.3	490.4	204.3	158.9	123.6	96.2	63.5	57.0	55.5
50,0°	581.7	591.7	600.9	611.9	623.4	631.1	231.4	173.7	129.8	97.6	64.8	57.1	57.2
52,5°	715.5	697.6	685.4	679.5	682.8	686.5	270.2	196.9	141.6	105.0	72.5	61.0	60.9
55,0°	742.0	674.1	624.4	593.6	578.0	573.5	328.4	232.3	162.1	121.0	88.8	71.9	67.7
57,5°	577.9	484.7	425.9	390.5	364.8	354.5	422.3	294.4	200.2	147.1	110.1	86.5	76.1
60,0°	351.0	288.2	242.2	207.0	181.1	173.8	495.8	349.8	239.8	173.3	127.8	98.5	84.3
62,5°	196.1	156.4	115.6	85.6	69.7	74.4	480.8	347.5	247.8	181.6	135.9	106.0	90.6
65,0°	100.6	78.5	46.7	41.6	38.9	38.1	316.1	238.2	187.4	143.3	115.4	97.1	87.3
67,5°	55.1	50.6	41.2	38.3	34.3	32.5	105.3	78.6	92.0	81.1	74.4	71.1	71.0
70,0°	45.1	39.2	33.6	30.6	27.3	25.3	35.1	30.6	34.0	41.3	43.2	46.3	51.7
72,5°	37.2	32.9	28.3	25.3	22.7	20.3	23.4	24.0	24.3	26.9	28.2	31.6	37.1
75,0°	29.0	26.7	22.7	19.9	19.3	17.0	20.3	17.9	18.7	20.4	21.0	23.9	27.9
77,5°	21.1	19.3	17.1	15.6	14.5	12.9	18.2	14.4	14.4	15.5	15.4	17.1	19.8
80,0°	13.9	12.7	11.3	10.4	9.4	8.6	11.9	12.3	9.7	11.4	11.2	12.0	13.1
82,5°	8.2	7.6	7.1	6.4	5.7	5.4	6.4	10.7	6.2	7.6	7.3	7.3	7.8
85,0°	3.7	3.7	3.5	3.0	2.6	2.5	2.9	5.9	3.4	3.5	3.4	3.4	3.8
87,5°	0.8	0.7	0.7	0.6	0.6	0.6	1.2	1.5	1.3	1.4	1.4	1.4	1.5
90,0°	0.0	0.0	0.0	0.0	0.0	0.0	0.0	0.0	0.0	0.0	0.0	0.0	0.0

## Photometric test report

<b>Family</b> Floodlight FL21 midi	<b>Order number: 5XA7782E2A3A</b> <b>EAN: 4058352853436</b>	<b>LP number</b> 59304_146
<b>Table of values for luminous intensities</b>		<b>Maximum luminous intensity</b>
		<b>sITeCO</b>

C-planes	220° 320°	225° 315°	230° 310°	235° 305°	240° 300°	245° 295°	250° 290°	255° 285°	260° 280°	265° 275°	270°	Phi-zone	Total Phi-zone
γ	Luminous intensity in cd/klm											Luminous flux in lm/klm	
0,0°	157.1	157.1	157.1	157.1	157.1	157.1	157.1	157.1	157.1	157.1	157.1	0.2	0.2
2,5°	150.1	149.4	148.7	148.2	147.7	147.3	147.0	146.7	146.4	146.3	146.4	1.9	2.1
5,0°	142.9	141.3	139.6	138.1	136.8	135.8	134.9	134.1	133.6	133.2	133.2	3.7	5.8
7,5°	136.6	133.7	130.8	128.4	126.1	124.2	122.5	121.2	120.3	119.7	119.6	5.6	11.4
10,0°	129.7	125.6	121.6	118.1	114.9	112.3	110.1	108.3	107.0	106.2	106.0	7.5	18.9
12,5°	122.3	117.0	112.0	107.4	103.3	99.8	96.8	94.6	92.9	92.0	91.7	9.3	28.2
15,0°	113.9	107.5	101.5	96.2	91.8	88.0	85.0	82.6	81.0	80.0	79.7	11.1	39.3
17,5°	104.5	97.7	91.5	86.2	81.6	77.5	74.0	71.2	69.2	68.1	67.8	12.9	52.3
20,0°	96.0	89.1	82.5	75.4	68.6	63.5	60.1	58.0	56.8	56.2	56.0	14.7	67.0
22,5°	88.6	80.3	70.2	61.8	57.5	55.7	54.6	53.8	53.3	53.0	53.0	16.7	83.7
25,0°	81.1	69.0	59.9	56.2	54.9	54.0	53.2	52.5	52.1	51.8	51.8	18.8	102.5
27,5°	68.9	58.8	55.8	54.7	53.9	53.2	52.6	52.0	51.5	51.2	51.2	21.2	123.7
30,0°	58.7	55.9	54.8	54.2	53.6	52.9	52.3	51.7	51.2	50.9	50.8	23.6	147.3
32,5°	56.2	55.0	54.4	54.0	53.4	52.9	52.3	51.7	51.2	50.8	50.8	26.1	173.4
35,0°	55.4	54.5	54.1	53.9	53.5	53.2	52.8	52.2	51.5	51.1	51.0	28.6	202.0
37,5°	55.0	54.2	54.0	54.1	54.1	54.0	53.6	52.9	52.2	51.6	51.5	31.0	233.0
40,0°	54.3	53.9	54.1	54.7	55.0	55.1	54.9	54.2	53.4	52.4	52.2	33.3	266.3
42,5°	53.7	53.9	54.5	55.5	56.3	56.8	56.8	56.0	54.7	53.4	52.9	36.0	302.3
45,0°	53.7	54.1	55.5	56.9	58.2	59.0	59.0	57.8	56.2	54.4	53.7	41.1	343.4
47,5°	54.7	54.8	56.7	58.3	59.9	61.1	61.2	59.5	57.4	55.1	54.2	50.3	393.8
50,0°	57.5	57.0	58.4	59.7	61.8	63.4	63.3	61.0	58.0	55.4	54.4	64.1	457.9
52,5°	61.5	60.0	60.1	61.2	63.5	65.0	64.7	61.9	58.2	55.1	54.1	80.0	537.8
55,0°	66.0	63.3	61.4	62.1	64.4	66.0	65.5	62.2	58.3	54.6	53.7	93.3	631.1
57,5°	71.2	67.1	63.3	63.0	65.1	66.5	65.8	62.2	57.8	53.9	53.2	98.8	729.9
60,0°	76.7	70.2	65.0	63.6	65.1	66.2	64.8	60.9	56.1	52.1	52.0	92.1	822.0
62,5°	80.1	71.9	65.9	63.1	63.6	63.8	61.8	58.0	54.1	50.5	51.4	72.6	894.5
65,0°	77.8	70.7	64.4	60.4	59.6	59.5	57.3	54.0	51.0	47.3	47.6	45.7	940.2
67,5°	68.6	64.3	59.3	55.5	54.0	53.4	51.3	48.0	43.7	45.1	64.2	21.9	962.1
70,0°	54.2	53.8	50.6	47.9	46.9	45.9	43.9	40.6	36.7	36.5	58.9	11.5	973.6
72,5°	41.2	42.2	41.3	39.8	38.7	37.9	36.1	32.7	29.4	28.7	34.9	8.3	981.9
75,0°	31.2	32.5	32.8	32.1	31.5	30.8	29.0	25.2	23.1	22.3	23.2	6.5	988.4
77,5°	22.1	24.0	24.4	24.1	24.0	24.0	22.2	18.4	16.4	15.3	15.3	4.9	993.3
80,0°	14.9	16.0	16.3	16.1	16.3	16.9	15.3	12.2	10.7	9.5	9.3	3.3	996.6
82,5°	8.9	9.6	9.8	9.6	9.6	9.5	8.5	7.3	6.4	5.6	5.2	2.1	998.7
85,0°	4.3	4.6	4.6	4.6	4.6	4.3	3.8	3.5	3.1	2.7	2.6	1.0	999.7
87,5°	1.5	1.6	1.6	1.6	1.6	1.5	1.4	1.3	1.2	1.1	1.0	0.3	1000.0
90,0°	0.0	0.0	0.0	0.0	0.0	0.0	0.0	0.0	0.0	0.0	0.0	0.0	1000.0

## Photometric test report

<b>Family</b> Floodlight FL21 midi	<b>Order number: 5XA7782E2A3A</b> <b>EAN: 4058352853436</b>	<b>LP number</b> 59304_146
---------------------------------------	--	-------------------------------

<b>Dimming levels table</b>	environmental temperature: 25°C	<b>siteco</b>
-----------------------------	---------------------------------	---------------

Luminous flux %	Dimming level linear	Dimming level logarithmic	Luminous flux [lm]	Power consumption [W] start of lifetime	Power consumption [W] end of lifetime	Power consumption [W] average
100	254	254	27540	208.1	227.1	217.6
95	241	252	26130	193.9	211.3	202.6
90	229	250	24829	181.2	197.5	189.4
85	216	248	23420	168.0	183.0	175.5
80	203	246	22010	155.3	169.0	162.2
75	190	243	20601	143.2	155.6	149.4
70	178	241	19300	132.3	143.8	138.0
65	165	238	17890	121.0	131.3	126.2
60	152	235	16481	110.1	119.4	114.8
55	140	232	15180	100.3	108.8	104.6
50	127	229	13770	90.1	97.6	93.8
45	114	225	12360	80.0	86.7	83.4
40	102	221	11059	70.9	76.9	73.9
35	89	216	9650	61.5	66.5	64.0
30	76	210	8240	52.4	56.5	54.4
25	63	203	6831	43.7	47.0	45.4
20	51	195	5530	36.0	38.6	37.3
15	38	184	4120	27.7	29.6	28.6
13	32	178	3470	24.0	25.5	24.8