

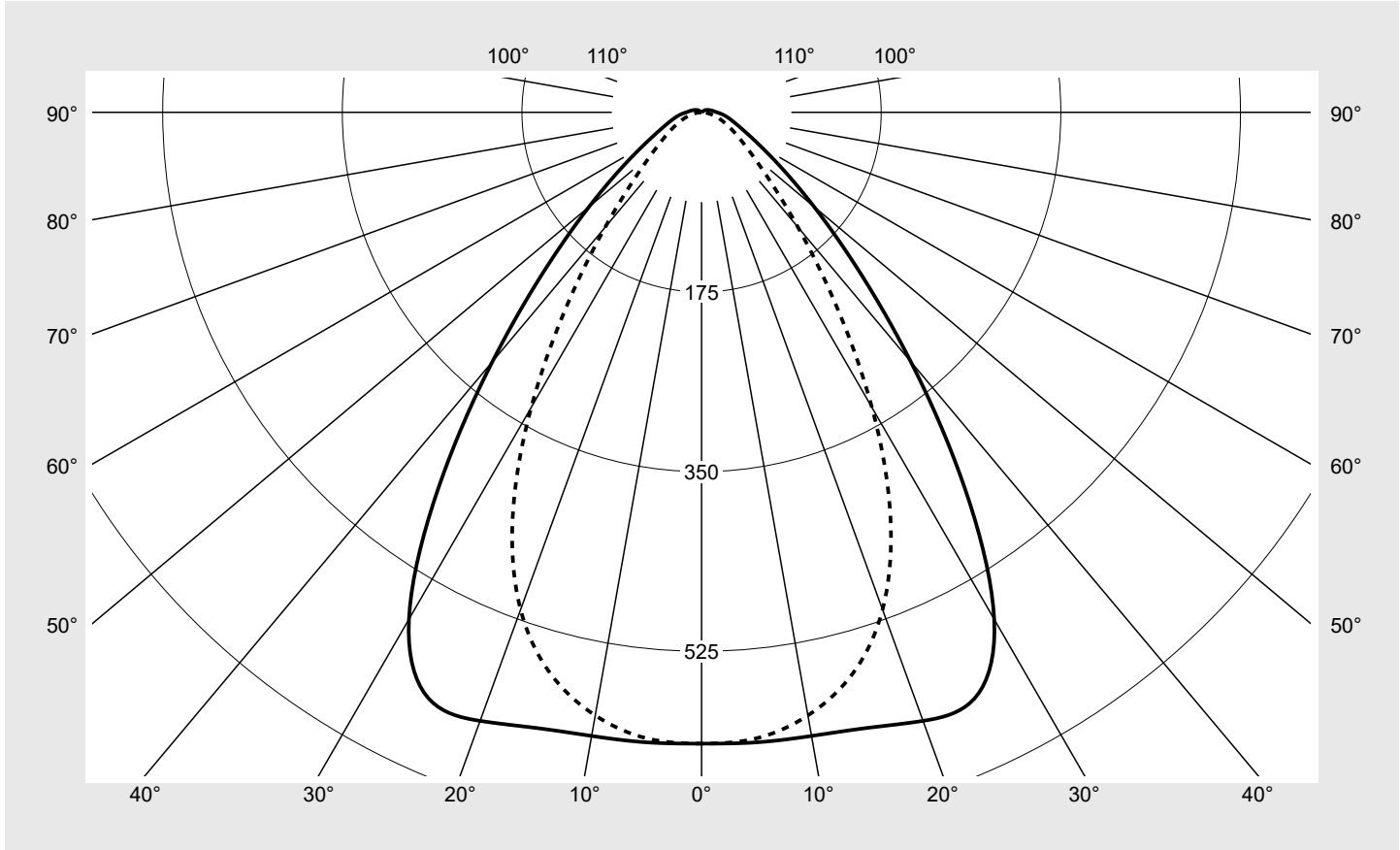


# Photometric test report

<b>Family</b> <b>Licross® 21 Protected</b>	<b>Order number: 52TD12MN4A5G</b> <b>EAN: 4058352902899</b>	<b>LP number</b> <b>58524_262</b>
	<b>Version</b> prismatic cover, frosted, wide distribution <b>Lamps</b> LED 4000 K   CRI ≥ 80 <b>Controlgear</b> ECG Multilumen <b>Rated values</b> Net luminous flux = 10750 lm Power consumption = 60.5 W Luminous efficacy = 177.7 lm/W	<b>serial</b> <b>documentation</b> <b>24.08.2023</b>
		

**Luminous intensity in cd/klm**    **C180-0**    **C270-90**    **Imax: 631 cd/klm**



Classifications	
DIN 5040	A 5 1
CIE	N1=73 N2=92 N3=98 N4=99 N5=100

Luminaire light output ratios	
$\eta_{LB}$	100.0%
$\phi_u$	98.6%
$\phi_o$	1.4%

**Measurement conditions**  
 DIN EN 13032 and DIN 5032

## Photometric test report

<b>Family</b> <b>Licross® 21 Protected</b>	<b>Order number: 52TD12MN4A5G</b> <b>EAN: 4058352902899</b>	<b>LP number</b> <b>58524_262</b>
<b>Table of values for luminous intensities</b>		<b>Maximum luminous intensity</b>
		<b>sITeco</b>

C-planes $\gamma$	0° 180°	15°	30°	45°	60°	75°	90° 270°	Phi-zone	Total Phi-zone
		165° 195° 345°	150° 210° 330°	135° 225° 315°	120° 240° 300°	105° 255° 285°			
Luminous intensity in cd/klm								Luminous flux in lm/klm	
0°	615.0	615.0	615.0	615.0	615.0	615.0	615.0	3.7	3.7
5°	616.1	614.1	609.7	611.1	612.9	611.9	612.2	29.3	32.9
10°	616.9	615.1	606.4	602.8	600.3	597.0	596.6	57.6	90.5
15°	620.9	617.8	600.9	587.5	576.7	568.6	566.8	83.8	174.3
20°	630.8	623.5	591.7	561.2	536.7	520.1	515.5	106.4	280.7
25°	629.8	620.7	576.3	523.2	476.9	445.6	435.5	122.6	403.3
30°	570.2	568.9	534.3	469.6	398.0	348.4	331.9	126.5	529.9
35°	447.2	456.9	450.2	394.1	307.5	246.5	227.0	114.9	644.8
40°	317.0	331.0	344.1	303.2	220.2	163.1	146.0	93.6	738.3
45°	213.9	226.3	244.1	214.7	147.7	105.6	94.0	70.6	808.9
50°	143.1	152.0	166.9	144.8	97.7	70.8	64.1	51.5	860.4
55°	96.6	102.1	111.9	95.1	64.8	49.7	46.3	37.0	897.4
60°	67.0	69.6	74.2	63.4	44.8	36.0	34.5	26.8	924.2
65°	49.0	49.5	50.0	42.8	32.0	26.6	25.7	19.7	943.9
70°	37.9	37.0	34.4	29.4	23.3	19.5	18.8	14.8	958.7
75°	30.5	28.7	24.6	20.4	16.6	13.6	12.7	11.1	969.8
80°	24.8	22.7	18.1	14.1	11.2	8.8	7.6	8.2	978.0
85°	19.7	17.8	13.4	9.8	7.1	4.8	3.4	5.9	983.8
90°	14.9	13.4	9.7	6.4	4.0	1.9	0.4	3.9	987.8
95°	12.2	11.1	8.2	5.4	3.1	1.2	0.3	3.2	991.0
100°	10.0	9.2	6.9	4.5	2.4	0.7	0.3	2.6	993.6
105°	8.2	7.6	5.7	3.6	1.7	0.4	0.3	2.1	995.6
110°	6.8	6.2	4.6	2.7	1.1	0.3	0.3	1.6	997.2
115°	5.5	5.0	3.7	2.0	0.7	0.4	0.4	1.2	998.4
120°	4.3	3.8	2.7	1.4	0.6	0.5	0.5	0.9	999.3
125°	3.1	2.7	1.8	0.9	0.6	0.6	0.6	0.6	1000.0
130°	0.0	0.0	0.0	0.0	0.0	0.0	0.0	0.0	1000.0
135°	0.0	0.0	0.0	0.0	0.0	0.0	0.0	0.0	1000.0
140°	0.0	0.0	0.0	0.0	0.0	0.0	0.0	0.0	1000.0
145°	0.0	0.0	0.0	0.0	0.0	0.0	0.0	0.0	1000.0
150°	0.0	0.0	0.0	0.0	0.0	0.0	0.0	0.0	1000.0
155°	0.0	0.0	0.0	0.0	0.0	0.0	0.0	0.0	1000.0
160°	0.0	0.0	0.0	0.0	0.0	0.0	0.0	0.0	1000.0
165°	0.0	0.0	0.0	0.0	0.0	0.0	0.0	0.0	1000.0
170°	0.0	0.0	0.0	0.0	0.0	0.0	0.0	0.0	1000.0
175°	0.0	0.0	0.0	0.0	0.0	0.0	0.0	0.0	1000.0
180°	0.0	0.0	0.0	0.0	0.0	0.0	0.0	0.0	1000.0

## Photometric test report

<b>Family</b> Licross® 21 Protected	<b>Order number: 52TD12MN4A5G</b> <b>EAN: 4058352902899</b>	<b>LP number</b> 58524_262
--	--	-------------------------------

<b>UGR-Table</b>	<b>Standard room</b>	<b>siteco</b>
------------------	----------------------	---------------

Reflection factor of ceiling	0.7	0.7	0.5	0.5	0.3	0.7	0.7	0.5	0.5	0.3	
Reflection factor of walls	0.5	0.3	0.5	0.3	0.3	0.5	0.3	0.5	0.3	0.3	
Reflection factor of floor	0.2	0.2	0.2	0.2	0.2	0.2	0.2	0.2	0.2	0.2	
Room dimensions	View crosswise (C0)					View endwise (C90)					
x	y										
2H	2H	21.5	23.0	21.9	23.3	23.6	18.3	19.7	18.6	20.0	20.3
	3H	21.9	23.2	22.3	23.5	23.9	18.6	19.9	19.0	20.2	20.6
	4H	22.2	23.3	22.6	23.7	24.1	18.8	20.0	19.2	20.3	20.7
	6H	22.5	23.5	22.9	23.9	24.3	18.9	20.0	19.3	20.4	20.8
	8H	22.7	23.6	23.1	24.0	24.4	19.0	20.0	19.4	20.4	20.8
	12H	22.9	23.7	23.3	24.1	24.5	19.0	20.0	19.4	20.3	20.8
4H	2H	21.6	22.8	22.0	23.1	23.5	18.8	20.0	19.2	20.3	20.7
	3H	22.1	23.1	22.6	23.5	23.9	19.3	20.2	19.7	20.6	21.0
	4H	22.5	23.3	22.9	23.8	24.2	19.5	20.4	19.9	20.8	21.2
	6H	22.9	23.6	23.3	24.1	24.5	19.7	20.4	20.1	20.9	21.3
	8H	23.1	23.8	23.6	24.2	24.7	19.7	20.5	20.2	20.9	21.4
	12H	23.4	24.0	23.9	24.4	24.9	19.8	20.4	20.3	20.9	21.4
8H	4H	22.5	23.2	22.9	23.6	24.1	19.7	20.4	20.2	20.8	21.3
	6H	23.0	23.5	23.5	24.0	24.5	20.0	20.6	20.5	21.0	21.5
	8H	23.3	23.8	23.8	24.3	24.8	20.1	20.6	20.6	21.1	21.6
	12H	23.7	24.1	24.2	24.6	25.1	20.2	20.6	20.7	21.1	21.7
12H	4H	22.5	23.1	23.0	23.5	24.0	19.8	20.4	20.3	20.8	21.3
	6H	23.0	23.5	23.5	24.0	24.5	20.1	20.6	20.6	21.1	21.6
	8H	23.3	23.7	23.8	24.2	24.8	20.3	20.7	20.8	21.2	21.7

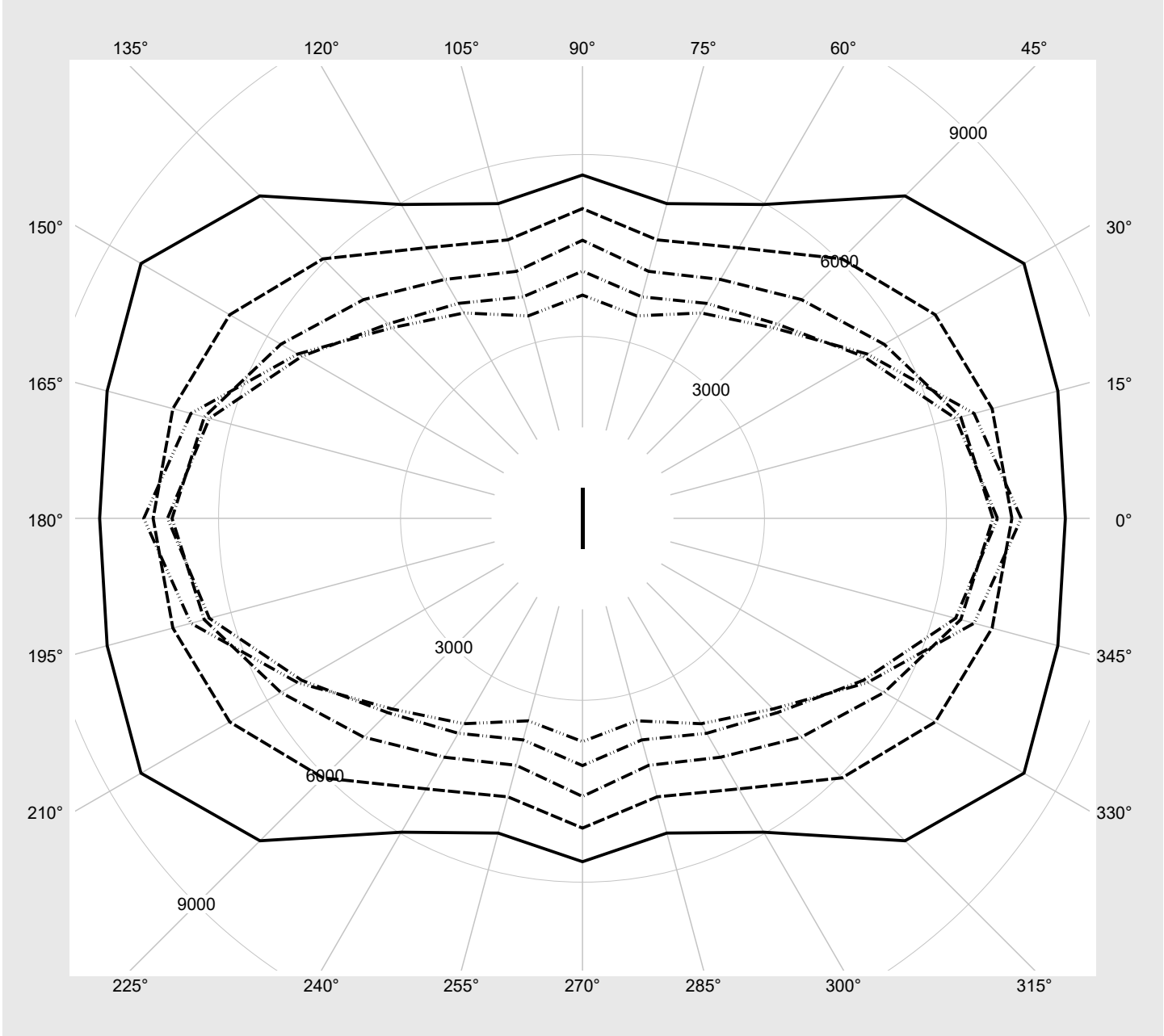
<b>Luminance table</b>	<b>Max. for <math>\gamma \geq 65^\circ</math></b>	<b>Photometric dimensions in mm:</b>	<b>L = 1480</b>	<b>H(C0) = 13</b>	<b>H(C180) = 13</b>
			<b>B = 78</b>	<b>H(C90) = 0</b>	<b>H(C270) = 0</b>

C-planes	$\gamma$	Luminance in cd/m <sup>2</sup>							
		0° 180°	15° 165° 195° 345°	30° 150° 210° 330°	45° 135° 225° 315°	60° 120° 240° 300°	75° 105° 255° 285°	90° 270°	
45°		24148.9	25665.5	28091.2	25291.3	17952.2	13334.2	12384.0	
50°		17291.2	18476.7	20635.7	18399.0	12876.1	9751.9	9280.4	
55°		12662.6	13472.8	15058.3	13215.1	9402.3	7595.2	7518.1	
60°		9689.0	10135.2	11058.9	9803.1	7283.7	6245.2	6418.2	
65°		7960.8	8113.7	8405.4	7520.3	5976.8	5373.6	5662.7	
70°		7079.3	6991.8	6715.7	6052.4	5152.5	4754.7	5108.1	
75°		6767.8	6455.9	5742.5	5102.5	4549.4	4216.9	4586.3	
80°		6841.7	6368.5	5343.9	4533.8	4093.5	3782.5	4077.2	
85°		7233.5	6684.0	5420.5	4445.4	3911.0	3457.1	3681.9	

**Photometric test report**

<b>Family</b> Licross® 21 Protected	<b>Order number: 52TD12MN4A5G</b> <b>EAN: 4058352902899</b>	<b>LP number</b> <b>58524_262</b>
--	--	--------------------------------------

**Luminance values in cd/m<sup>2</sup>**      γ 65°    γ 70°    γ 75°    γ 80°    γ 85°      **siteco**



## Photometric test report

Family  
Licross® 21 Protected

Order number: 52TD12MN4A5G  
EAN: 4058352902899

LP number  
58524\_262

### Multilumen Table

environmental temperature: 25°C

siteco

DIP-Step	Switch Setting			Luminous flux [lm]	Power consumption [W]
	1	2	3		
1	A	C	E	10750	60.5
2	A	C	F	9868	56.1
3	A	D	E	9375	53.1
4	A	D	F	8881	50.0
5	B	C	E	8388	47.0
6	B	C	F	7874	43.9
7	B	D	E	7370	41.0
8	B	D	F	6929	38.4