

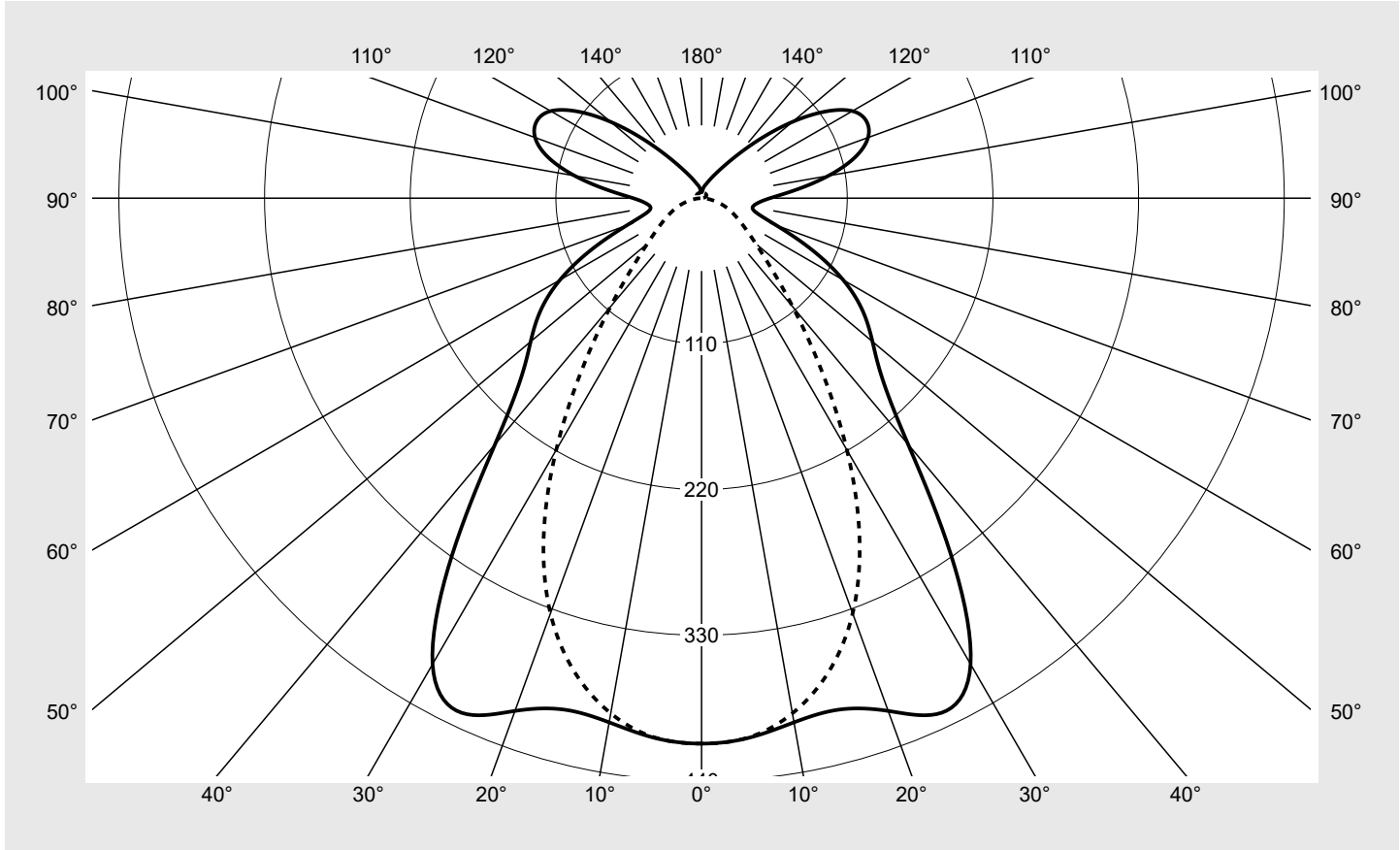


# Photometric test report

<b>Family</b> <b>Licross® 11 Performance</b>	<b>Order number: 51TD16DN6EXMD</b> <b>EAN: 4069025003300</b>	<b>LP number</b> <b>58519_298</b>										
	<table border="0"> <tr> <td><b>Version</b></td> <td>cover frosted, direct-/ indirect distribution</td> </tr> <tr> <td><b>Lamps</b></td> <td>LED 6500 K   CRI ≥ 80</td> </tr> <tr> <td><b>Controlgear</b></td> <td>ECG-DALI</td> </tr> <tr> <td><b>Setting</b></td> <td>DC mode (central or group accumulator) initial emergency light level</td> </tr> <tr> <td><b>Rated values</b></td> <td>Net luminous flux = 2250 lm Power consumption = 13.9 W Luminous efficacy = 161.9 lm/W</td> </tr> </table>	<b>Version</b>	cover frosted, direct-/ indirect distribution	<b>Lamps</b>	LED 6500 K   CRI ≥ 80	<b>Controlgear</b>	ECG-DALI	<b>Setting</b>	DC mode (central or group accumulator) initial emergency light level	<b>Rated values</b>	Net luminous flux = 2250 lm Power consumption = 13.9 W Luminous efficacy = 161.9 lm/W	<b>serial documentation</b> <b>22.02.2024</b>  
<b>Version</b>	cover frosted, direct-/ indirect distribution											
<b>Lamps</b>	LED 6500 K   CRI ≥ 80											
<b>Controlgear</b>	ECG-DALI											
<b>Setting</b>	DC mode (central or group accumulator) initial emergency light level											
<b>Rated values</b>	Net luminous flux = 2250 lm Power consumption = 13.9 W Luminous efficacy = 161.9 lm/W											

**Luminous intensity in cd/klm** C180-0 C270-90 **Imax: 429 cd/klm**



Classifications	
DIN 5040	B 5 1
CIE	N1=63 N2=86 N3=95 N4=78 N5=100

Luminaire light output ratios	
$\eta_{LB}$	100.0%
$\phi_u$	78.1%
$\phi_o$	21.9%

**Measurement conditions**  
DIN EN 13032 and DIN 5032

## Photometric test report

<b>Family</b> <b>Licross® 11 Performance</b>	<b>Order number: 51TD16DN6EXMD</b> <b>EAN: 4069025003300</b>	<b>LP number</b> <b>58519_298</b>
<b>Table of values for luminous intensities</b>		<b>Maximum luminous intensity</b>
		<b>siteco</b>

C-planes $\gamma$	0° 180°	15°	30°	45°	60°	75°	90° 270°	Phi-zone	Total Phi-zone
		165° 195° 345°	150° 210° 330°	135° 225° 315°	120° 240° 300°	105° 255° 285°			
Luminous intensity in cd/klm							Luminous flux in lm/klm		
0°	411.8	411.8	411.8	411.8	411.8	411.8	411.8	2.5	2.5
5°	409.0	407.3	405.0	406.4	408.3	408.3	408.7	19.5	21.9
10°	401.9	399.8	395.6	394.8	395.0	394.6	395.0	37.7	59.6
15°	399.8	396.0	386.0	378.7	373.7	370.5	370.4	54.1	113.8
20°	412.0	404.2	382.1	360.3	344.8	335.4	333.6	68.7	182.5
25°	428.7	419.7	386.2	342.0	307.4	287.4	282.2	81.0	263.5
30°	406.2	406.4	384.2	323.4	261.9	228.9	219.5	87.6	351.1
35°	328.1	339.8	351.8	297.2	211.1	168.2	156.8	84.4	435.5
40°	242.7	253.2	284.0	257.1	161.6	117.6	107.2	73.3	508.8
45°	193.2	191.3	206.1	202.2	118.6	81.5	73.7	60.3	569.1
50°	168.5	157.2	146.5	145.8	85.8	58.6	53.4	49.3	618.5
55°	148.6	133.1	107.2	99.9	62.9	44.3	40.9	40.6	659.0
60°	123.5	108.6	80.0	67.9	46.9	34.4	32.2	32.9	691.9
65°	91.5	81.0	59.1	47.5	36.1	27.0	25.4	25.6	717.5
70°	60.2	54.5	42.3	34.6	28.0	21.0	19.4	18.9	736.4
75°	43.1	39.2	31.3	26.2	21.7	15.5	13.5	14.3	750.7
80°	39.2	35.6	27.4	20.7	16.7	10.7	8.0	12.1	762.9
85°	42.5	38.8	29.2	19.4	12.9	6.9	3.4	11.8	774.7
90°	51.7	47.2	34.3	20.7	11.3	4.4	0.6	13.1	787.8
95°	71.3	64.2	44.5	24.7	12.8	5.2	1.1	17.1	804.9
100°	97.2	85.6	55.2	28.6	14.3	6.1	1.8	21.5	826.4
105°	120.2	103.0	65.3	32.5	15.7	6.9	2.8	25.1	851.6
110°	133.8	113.4	72.0	35.7	17.0	7.6	3.5	27.0	878.6
115°	137.4	116.7	75.1	37.4	17.7	8.2	3.9	27.0	905.5
120°	131.5	112.0	72.9	36.7	17.5	8.5	4.2	25.0	930.5
125°	114.0	97.3	64.4	33.4	16.5	8.4	4.4	20.9	951.4
130°	89.6	76.8	52.0	28.4	14.9	8.3	4.5	15.9	967.3
135°	64.2	55.4	38.9	22.9	13.2	7.9	4.4	11.1	978.4
140°	43.4	38.1	28.3	18.4	11.3	7.3	4.5	7.5	985.9
145°	29.7	26.7	21.1	14.9	9.5	6.3	4.4	5.0	990.9
150°	21.4	19.7	16.5	11.7	8.2	5.8	4.4	3.4	994.4
155°	16.0	15.0	12.7	9.4	8.0	5.2	4.3	2.3	996.7
160°	12.3	11.7	9.5	8.1	6.6	5.4	4.1	1.5	998.2
165°	10.0	9.6	7.9	6.6	5.9	4.7	4.5	1.0	999.2
170°	7.8	6.8	5.5	5.6	6.0	4.8	4.8	0.6	999.8
175°	4.9	4.4	4.8	4.8	4.9	4.9	5.2	0.2	1000.0
180°	4.5	4.5	4.5	4.5	4.5	4.5	4.5	0.0	1000.0

## Photometric test report

<b>Family</b> Licross® 11 Performance	<b>Order number: 51TD16DN6EXMD</b> <b>EAN: 4069025003300</b>	<b>LP number</b> 58519_298
--	---	-------------------------------

<b>UGR-Table</b>	<b>Standard room</b>	<b>siteco</b>
------------------	----------------------	---------------

Reflection factor of ceiling	0.7	0.7	0.5	0.5	0.3	0.7	0.7	0.5	0.5	0.3	
Reflection factor of walls	0.5	0.3	0.5	0.3	0.3	0.5	0.3	0.5	0.3	0.3	
Reflection factor of floor	0.2	0.2	0.2	0.2	0.2	0.2	0.2	0.2	0.2	0.2	
Room dimensions	View crosswise (C0)					View endwise (C90)					
x	y										
2H	2H	14.2	15.5	14.8	16.1	16.7	9.8	11.0	10.4	11.6	12.3
	3H	15.0	16.1	15.7	16.7	17.5	10.3	11.4	10.9	12.0	12.7
	4H	15.3	16.3	16.0	16.9	17.7	10.6	11.6	11.2	12.2	12.9
	6H	15.6	16.5	16.3	17.2	18.0	10.7	11.7	11.4	12.4	13.1
	8H	15.9	16.7	16.6	17.4	18.2	10.7	11.6	11.4	12.3	13.1
	12H	16.2	16.9	16.9	17.6	18.5	10.8	11.6	11.4	12.3	13.1
4H	2H	14.2	15.3	14.8	15.9	16.6	10.4	11.4	11.1	12.1	12.8
	3H	15.1	16.0	15.8	16.7	17.5	11.1	12.0	11.8	12.6	13.4
	4H	15.5	16.3	16.2	17.0	17.8	11.4	12.2	12.1	12.9	13.7
	6H	16.0	16.7	16.7	17.4	18.2	11.7	12.4	12.4	13.1	13.9
	8H	16.4	17.0	17.1	17.7	18.6	11.8	12.4	12.5	13.1	14.0
	12H	16.9	17.4	17.6	18.1	19.0	11.8	12.4	12.6	13.1	14.0
8H	4H	15.5	16.1	16.2	16.8	17.7	11.7	12.3	12.4	13.0	13.9
	6H	16.1	16.6	16.9	17.4	18.3	12.1	12.6	12.9	13.4	14.3
	8H	16.6	17.1	17.4	17.8	18.8	12.3	12.8	13.1	13.6	14.5
	12H	17.3	17.7	18.1	18.5	19.4	12.5	12.9	13.3	13.6	14.6
12H	4H	15.4	16.0	16.2	16.7	17.6	11.8	12.3	12.5	13.0	13.9
	6H	16.1	16.5	16.9	17.3	18.2	12.3	12.7	13.1	13.5	14.4
	8H	16.7	17.0	17.4	17.8	18.8	12.6	12.9	13.3	13.7	14.7

<b>Luminance table</b>	<b>Max. for <math>\gamma \geq 65^\circ</math></b>	<b>Photometric dimensions in mm:</b>	<b>L = 1480</b>	<b>H(C0) = 36</b>	<b>H(C180) = 36</b>
			<b>B = 115</b>	<b>H(C90) = 0</b>	<b>H(C270) = 0</b>

C-planes	$\gamma$	Luminance in cd/m <sup>2</sup>								
		0° 180°	15° 165° 195° 345°	30° 150° 210° 330°	45° 135° 225° 315°	60° 120° 240° 300°	75° 105° 255° 285°	90° 270°		
	45°	2751.4	2746.8	3031.9	3095.5	1916.8	1409.0	1378.3		
	50°	2523.6	2376.2	2277.7	2372.2	1487.7	1099.9	1098.8		
	55°	2367.2	2141.8	1781.3	1748.8	1184.2	914.6	942.5		
	60°	2116.7	1884.0	1440.0	1298.0	976.1	797.0	850.9		
	65°	1712.3	1537.1	1168.4	1008.6	845.2	720.3	793.6		
	70°	1250.5	1151.1	936.4	832.5	757.2	662.9	748.9		
	75°	1015.3	941.9	795.8	733.3	700.8	606.6	691.0		
	80°	1074.3	999.5	822.6	698.8	674.7	560.3	609.9		
	85°	1408.8	1319.1	1079.6	834.2	701.0	543.6	521.0		

**Photometric test report**

<b>Family</b> <b>Licross® 11 Performance</b>	<b>Order number: 51TD16DN6EXMD</b> <b>EAN: 4069025003300</b>	<b>LP number</b> <b>58519_298</b>
---	---	--------------------------------------

**Luminance values in cd/m<sup>2</sup>**     γ 65°   γ 70°   γ 75°   γ 80°   γ 85°     **siteco**

