

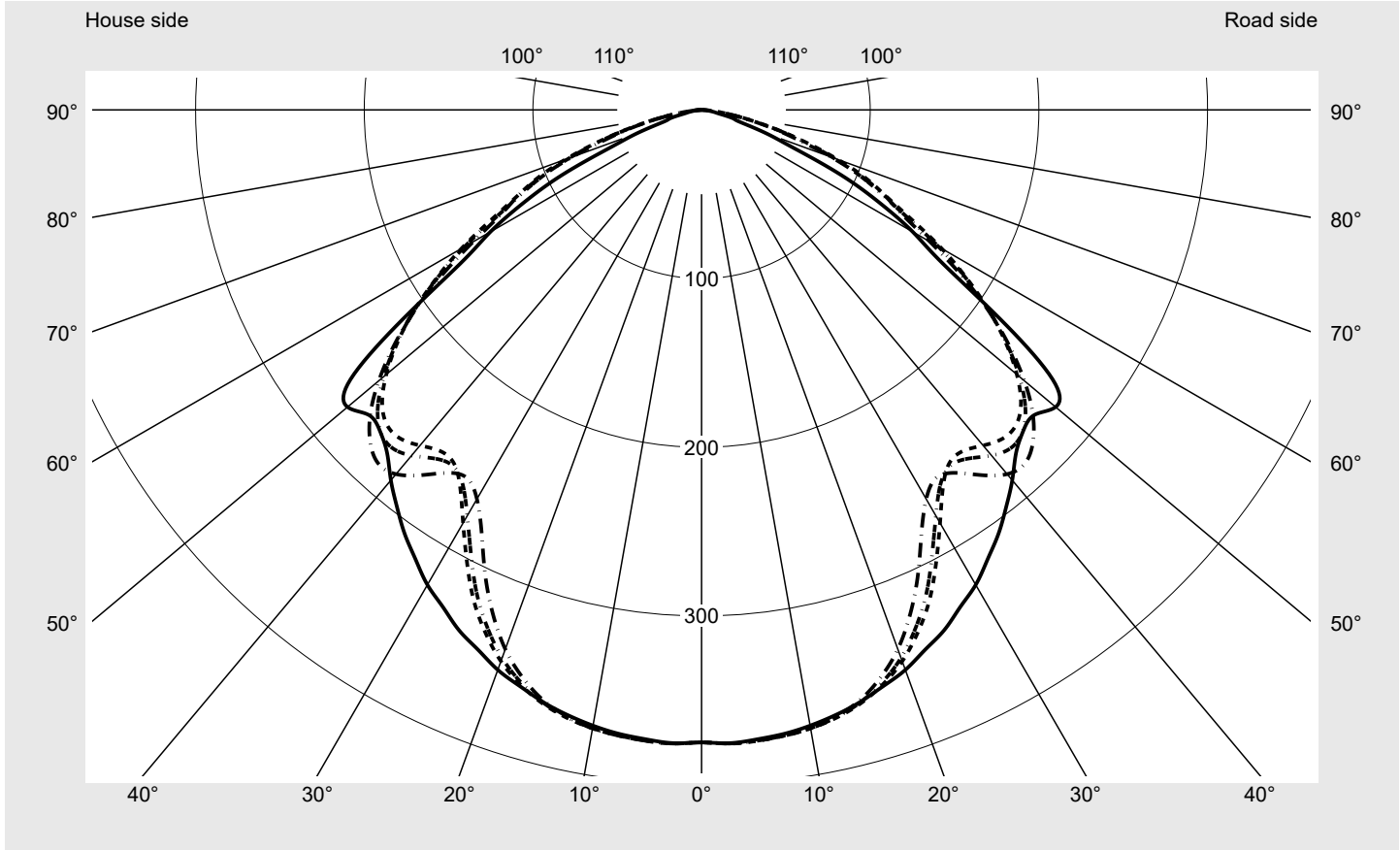


# Photometric test report

<b>Family</b> <b>Tunnellight TL-L</b>	<b>Order number: 5WD7A8P0H2B5</b> <b>EAN: 4069025065520</b>	<b>LP number</b> <b>59482_201</b>
	<b>Version</b> refurbishment insert for tunnel luminaire, luminaire insert Retrofit <b>Optic</b> symmetric extremely wide distribution <b>Cover</b> enclosure of PMMA <b>Lamps</b> LED 4000 K   CRI ≥ 80 <b>Controlgear</b> ECG-DALI <b>Rated values</b> Net luminous flux = 5000 lm Power consumption = 31.5 W Luminous efficacy = 158.7 lm/W	<b>serial documentation</b> <b>09.04.2024</b>
		

**Luminous intensity in cd/klm** C180-0 C245-65 C250-70 C270-90 **Imax: 376 cd/klm**



**Luminaire output ratios**

Eta	100.0%
Eta 0° - 90°	100.0%
Eta 90° - 180°	0.0%

**Luminous intensity class acc. to EN13201-2**

Class:	G6
Imax 70°	89.5
Imax 80°	20.7
Imax 90°	0.0
Imax >90°	0.0
Imax >95°	0.0

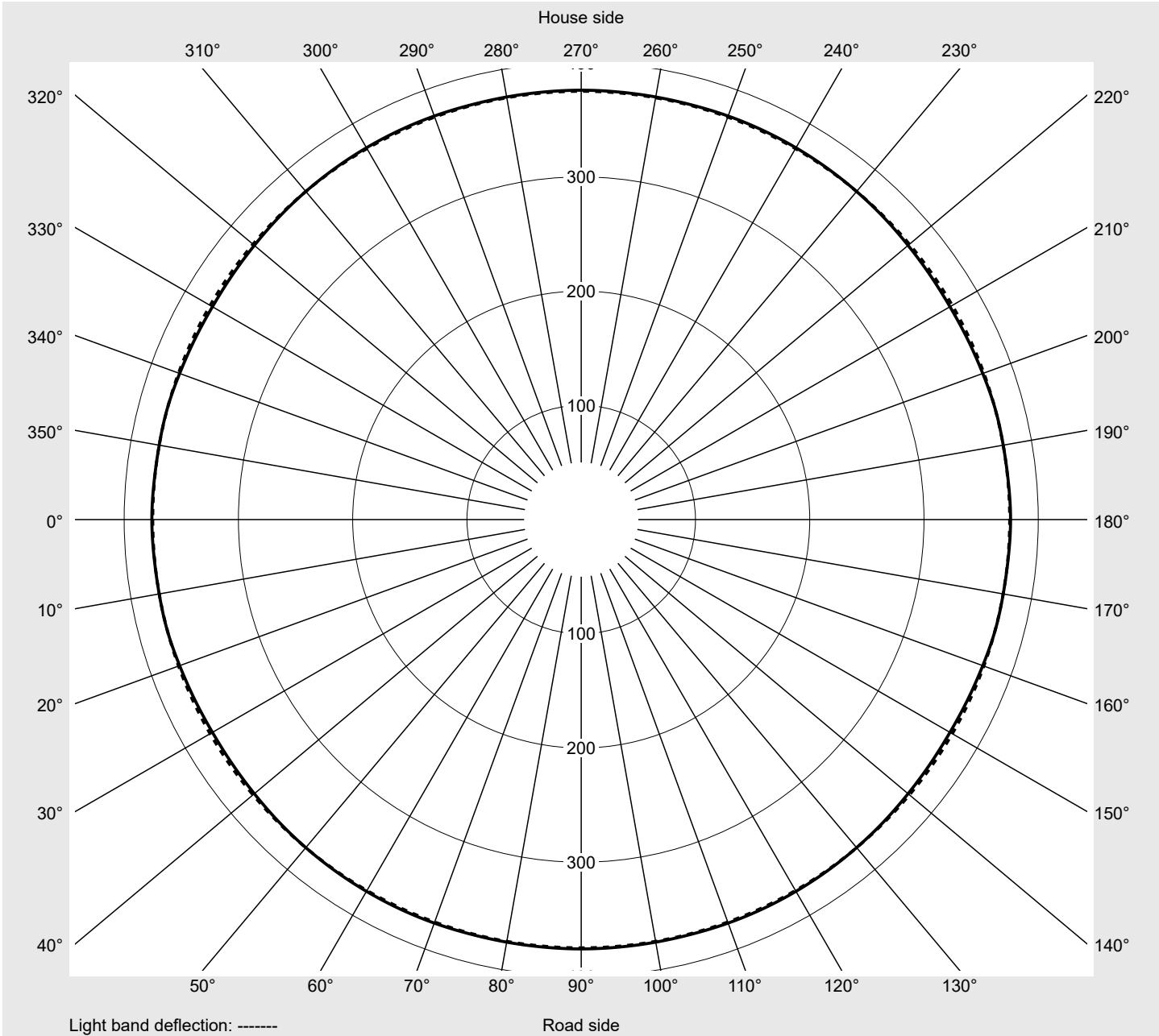
**Measurement conditions**

DIN EN 13032 and DIN 5032

**Photometric test report**

<b>Family</b> Tunnellight TL-L	<b>Order number: 5WD7A8P0H2B5</b> <b>EAN: 4069025065520</b>	<b>LP number</b> 59482_201
-----------------------------------	--	-------------------------------

**Envelope curve in cd/klm** KMK 2.5°  KMK 0°  siteco



## Photometric test report

<b>Family</b> Tunnellight TL-L	<b>Order number: 5WD7A8P0H2B5</b> <b>EAN: 4069025065520</b>	<b>LP number</b> 59482_201
<b>Table of values for luminous intensities</b>		<b>Maximum luminous intensity</b>

**siteco**

C-planes	0° 180°	5°	10°	15°	20°	25°	30°	35°	40°	45°
		175° 185° 355°	170° 190° 350°	165° 195° 345°	160° 200° 340°	155° 205° 335°	150° 210° 330°	145° 215° 325°	140° 220° 320°	135° 225° 315°
$\gamma$ Luminous intensity in cd/klm										
0,0°	375.0	375.0	375.0	375.0	375.0	375.0	375.0	375.0	375.0	375.0
2,5°	375.8	375.3	375.0	375.1	374.0	373.2	372.7	372.9	373.4	374.3
5,0°	374.6	374.3	374.2	374.3	373.2	372.4	371.9	372.2	372.8	373.6
7,5°	373.1	373.0	373.0	373.1	372.0	371.2	370.7	371.0	371.5	372.4
10,0°	370.7	370.9	371.1	371.3	370.3	369.5	368.9	369.2	369.8	370.6
12,5°	367.4	367.9	368.2	368.4	367.5	366.8	366.2	366.5	367.1	367.9
15,0°	363.4	364.1	364.6	364.8	364.0	363.3	362.7	362.9	363.5	364.3
17,5°	358.2	359.5	360.2	360.4	359.7	359.0	358.2	358.3	358.6	359.0
20,0°	353.3	354.3	355.1	355.6	354.8	354.0	353.3	353.0	352.8	352.6
22,5°	346.4	348.4	349.5	349.8	349.1	348.1	347.0	346.1	345.2	344.2
25,0°	340.4	342.0	343.1	343.6	342.7	341.4	339.7	337.9	335.9	333.8
27,5°	332.2	334.7	336.1	336.2	335.0	333.2	330.7	327.6	324.3	320.7
30,0°	325.1	327.2	328.4	328.4	326.8	324.3	320.8	316.3	311.4	306.1
32,5°	315.8	318.6	319.9	319.6	317.4	313.9	309.2	303.2	296.5	289.1
35,0°	306.9	309.2	310.1	309.5	306.4	301.8	295.6	287.6	279.1	270.1
37,5°	296.7	299.3	299.9	298.5	294.4	288.6	281.2	271.3	261.6	252.2
40,0°	286.6	288.7	288.7	286.6	281.1	273.8	264.6	253.3	243.9	236.5
42,5°	276.0	278.8	278.4	274.6	267.5	258.4	247.5	236.0	228.9	226.3
45,0°	269.6	271.0	268.8	263.1	253.8	242.6	229.6	220.3	217.7	221.9
47,5°	267.7	268.7	264.7	255.7	242.9	229.1	214.3	209.2	211.5	221.1
50,0°	274.0	274.7	268.5	255.4	236.9	219.6	203.3	203.3	208.7	219.7
52,5°	262.3	264.7	261.3	251.9	233.3	216.3	201.1	203.5	208.1	214.9
55,0°	216.1	216.5	215.4	212.7	205.8	203.6	205.9	208.7	209.2	207.5
57,5°	169.7	171.3	169.4	164.0	162.7	170.6	187.8	203.8	208.0	200.2
60,0°	144.6	144.2	140.7	134.0	132.9	139.8	154.8	173.9	186.6	192.7
62,5°	118.5	119.6	117.3	111.8	112.8	118.6	129.4	139.1	150.0	162.1
65,0°	91.1	90.1	88.7	87.0	91.8	99.3	109.8	115.5	120.4	124.2
67,5°	59.4	60.9	61.1	60.1	65.2	73.0	83.3	91.9	96.6	97.5
70,0°	41.2	40.7	40.7	41.1	44.7	50.1	57.1	64.8	71.4	76.8
72,5°	24.0	24.8	25.3	25.5	28.3	32.4	37.8	44.0	49.5	54.2
75,0°	19.1	19.3	19.5	19.8	20.8	22.2	24.0	29.0	33.7	38.1
77,5°	11.3	11.9	12.4	12.9	14.3	15.7	17.0	20.3	23.0	25.4
80,0°	7.9	7.8	7.8	7.9	8.3	8.9	9.7	11.6	14.1	17.2
82,5°	4.9	4.9	4.9	4.9	5.1	5.5	5.9	6.9	8.1	9.6
85,0°	2.8	2.7	2.7	2.8	2.8	2.9	3.1	3.4	3.9	4.6
87,5°	1.0	1.0	1.0	1.0	1.0	1.1	1.1	1.2	1.4	1.6
90,0°	0.0	0.0	0.0	0.0	0.0	0.0	0.0	0.0	0.0	0.0

## Photometric test report

Family <b>Tunnellight TL-L</b>	Order number: <b>5WD7A8P0H2B5</b> EAN: <b>4069025065520</b>	LP number <b>59482_201</b>
<b>Table of values for luminous intensities</b>		<b>Maximum luminous intensity</b>
		<b>siteco</b>

C-planes $\gamma$	50°	55°	60°	65°	70°	75°	80°	85°	90°	Phi-zone	Total Phi-zone
	130° 230° 310°	125° 235° 305°	120° 240° 300°	115° 245° 295°	110° 250° 290°	105° 255° 285°	100° 260° 280°	95° 265° 275°			
Luminous intensity in cd/klm										Luminous flux in lm/klm	
0,0°	375.0	375.0	375.0	375.0	375.0	375.0	375.0	375.0	375.0	0.6	0.6
2,5°	375.0	375.5	375.9	376.0	376.0	375.7	375.7	375.8	375.9	4.5	5.0
5,0°	374.3	374.9	375.3	375.5	375.5	375.2	375.2	375.3	375.5	8.9	14.0
7,5°	373.1	373.6	374.1	374.2	374.2	374.0	374.0	374.1	374.2	13.3	27.3
10,0°	371.3	371.9	372.3	372.3	372.2	372.0	372.0	372.1	372.2	17.7	45.0
12,5°	368.5	369.0	369.3	369.1	368.9	368.4	368.3	368.3	368.4	21.8	66.8
15,0°	364.6	364.8	364.9	364.3	363.6	362.9	362.6	362.4	362.4	25.8	92.6
17,5°	359.0	358.8	358.4	357.2	355.9	354.6	353.7	353.1	352.9	29.5	122.1
20,0°	352.0	351.0	349.9	347.8	345.7	343.5	341.9	340.8	340.2	32.8	155.0
22,5°	342.4	340.5	338.2	335.2	332.0	328.7	326.1	324.3	323.4	35.7	190.7
25,0°	330.8	327.7	324.2	320.1	315.7	311.2	307.6	305.1	303.7	38.1	228.8
27,5°	316.3	311.6	306.7	301.4	296.2	291.0	286.9	284.1	282.4	39.9	268.8
30,0°	300.0	293.9	288.0	282.8	277.9	273.3	269.9	267.6	266.4	41.4	310.2
32,5°	281.8	275.3	269.6	266.2	263.5	261.5	260.2	259.3	258.8	42.7	352.8
35,0°	263.2	258.2	255.1	255.9	257.4	259.6	261.2	262.2	262.7	43.9	396.7
37,5°	248.0	247.0	249.1	254.9	260.5	265.9	269.6	271.9	272.9	45.4	442.2
40,0°	238.2	242.9	250.7	259.7	267.5	274.0	278.0	280.7	281.9	46.9	489.1
42,5°	234.5	244.1	255.2	264.3	271.7	277.4	280.9	283.1	284.0	48.2	537.3
45,0°	234.4	246.0	256.9	263.9	269.3	273.2	275.8	277.3	277.9	49.1	586.4
47,5°	233.6	244.0	252.3	256.9	260.3	262.8	264.8	265.9	266.3	49.7	636.1
50,0°	229.0	236.3	241.5	244.0	245.9	247.2	248.7	249.6	249.8	50.1	686.2
52,5°	219.7	223.6	226.4	227.7	228.5	228.8	229.7	230.2	230.2	49.7	735.9
55,0°	207.5	207.8	208.6	208.5	208.4	208.1	208.4	208.3	207.9	46.9	782.9
57,5°	193.7	189.6	188.0	187.0	186.0	185.2	184.7	183.9	182.8	42.5	825.4
60,0°	180.4	171.8	166.8	164.4	162.2	160.3	159.2	157.9	156.4	37.9	863.3
62,5°	160.1	154.2	144.4	140.0	136.9	135.2	135.0	134.6	134.0	32.8	896.1
65,0°	131.8	132.2	125.5	120.3	117.7	117.6	118.7	119.4	119.6	27.8	923.9
67,5°	102.8	107.4	111.4	104.9	101.3	100.6	101.2	101.7	101.9	22.5	946.4
70,0°	80.8	85.1	89.5	85.9	83.2	81.4	81.6	81.7	81.7	17.4	963.9
72,5°	60.0	63.5	64.8	66.4	65.4	61.8	61.8	61.8	61.7	12.6	976.5
75,0°	41.4	44.7	48.1	48.6	48.1	46.6	46.4	46.4	46.4	9.3	985.8
77,5°	27.7	29.8	31.8	33.0	33.5	33.1	32.4	32.0	32.0	6.4	992.1
80,0°	18.0	18.9	19.8	20.4	20.7	20.7	20.3	20.1	20.1	4.0	996.1
82,5°	10.0	10.8	11.8	11.9	11.9	11.8	11.5	11.4	11.3	2.3	998.5
85,0°	4.7	5.0	5.3	5.5	5.6	5.4	5.3	5.2	5.1	1.1	999.6
87,5°	1.6	1.7	1.8	1.8	1.8	1.8	1.7	1.7	1.7	0.4	1000.0
90,0°	0.0	0.0	0.0	0.0	0.0	0.0	0.0	0.0	0.0	0.0	1000.0

## Photometric test report

Family <b>Tunnellight TL-L</b>	Order number: <b>5WD7A8P0H2B5</b> EAN: <b>4069025065520</b>	LP number <b>59482_201</b>
-----------------------------------	--	-------------------------------

<b>Dimming levels table</b>	environmental temperature: 25°C	<b>siteco</b>
-----------------------------	---------------------------------	---------------

Luminous flux %	Dimming level linear	Dimming level logarithmic	Luminous flux [lm]	Power consumption [W]
100	254	254	5000	31.5
95	241	252	4752	30.0
90	228	250	4505	28.4
85	215	248	4255	26.8
80	202	246	4006	25.2
75	189	243	3756	23.7
70	176	241	3504	22.2
65	163	238	3252	20.6
60	150	235	2998	19.1
55	137	231	2744	17.6
50	125	228	2508	16.2
45	112	224	2251	14.7
40	99	219	1993	13.1
35	87	215	1755	11.7
30	74	209	1496	10.2
25	62	202	1255	8.9
20	49	194	994	7.5
15	37	183	753	6.0
11	28	173	570	5.0

<b>Dimming levels table</b>	environmental temperature: 10°C
-----------------------------	---------------------------------

Luminous flux %	Dimming level linear	Dimming level logarithmic	Luminous flux [lm]	Power consumption [W]
100	254	254	5050	31.6
95	241	252	4800	30.1
90	228	250	4550	28.5
85	215	248	4297	26.8
80	202	246	4045	25.3
75	189	243	3793	23.7
70	176	241	3538	22.2
65	163	238	3283	20.7
60	150	235	3026	19.1
55	137	231	2769	17.6
50	125	228	2531	16.2
45	112	224	2272	14.7
40	99	219	2012	13.1
35	87	215	1771	11.8
30	74	209	1510	10.3
25	62	202	1267	8.9
20	49	194	1004	7.5
15	37	183	760	6.1
11	28	173	576	5.0

**Photometric test report**

<b>Family</b> Tunnellight TL-L	<b>Order number: 5WD7A8P0H2B5</b> <b>EAN: 4069025065520</b>	<b>LP number</b> <b>59482_201</b>
-----------------------------------	--	--------------------------------------

<b>Luminousfluxs table</b>	<b>siteco</b>
----------------------------	---------------

Temperature °C	Luminous flux lm	Power consumption W
25.0	5000.0	31.5
10.0	5050.0	31.6