

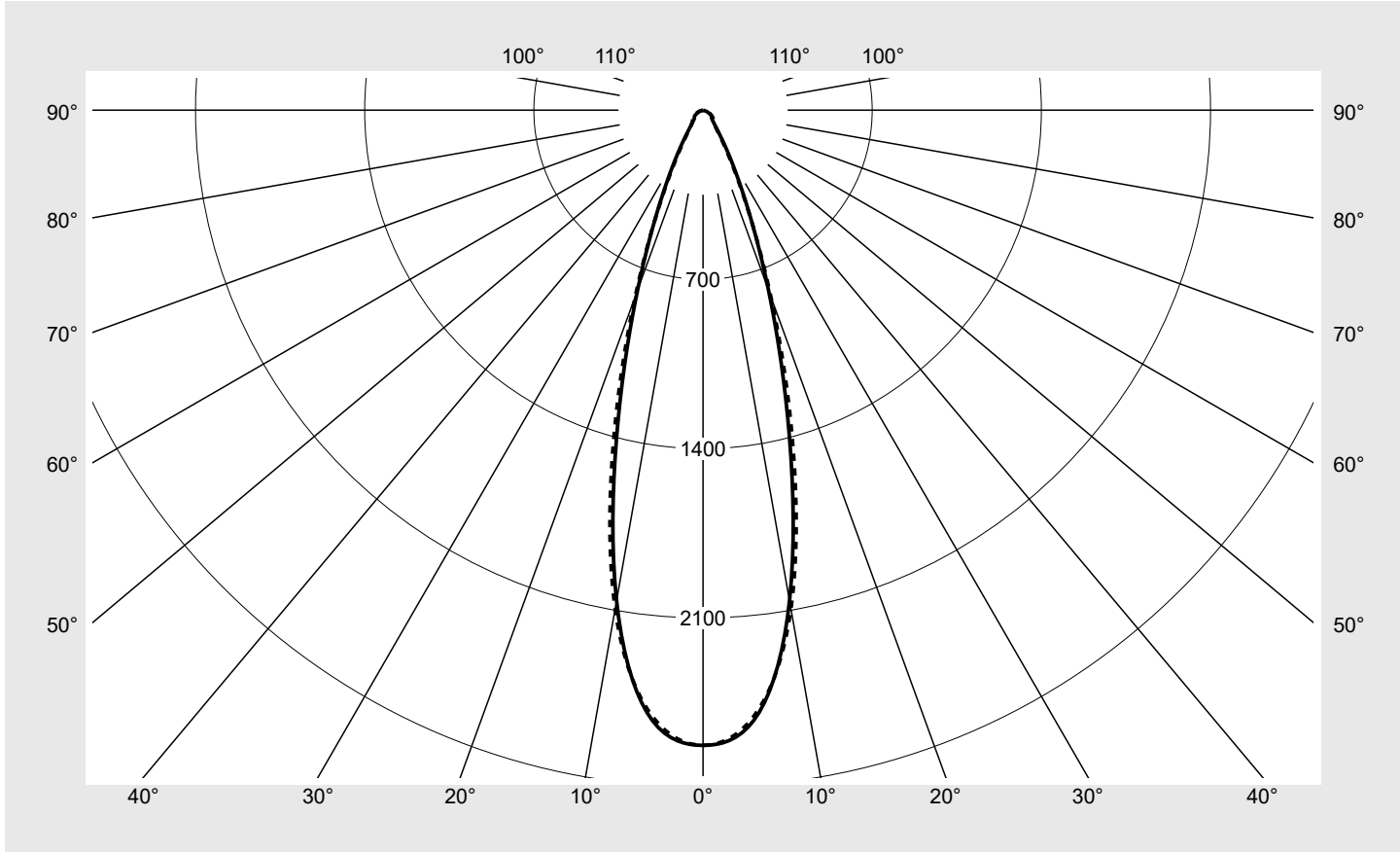


# Photometric test report

<b>Family</b> <b>Licross® Recessed</b>	<b>Order number: 51TL11CN48XF</b> <b>EAN: 4058352209950</b>	<b>LP number</b> <b>58785_9</b>
	<b>Version</b> cover frosted, narrow distribution <b>Lamps</b> LED 4000 K   CRI ≥ 80 <b>Controlgear</b> ECG-Multilumen CLOi <b>Rated values</b> Net luminous flux = 8170 lm Power consumption = 48.0 W Luminous efficacy = 170.2 lm/W	<b>serial documentation</b> <b>15.11.2019</b>
		

**Luminous intensity in cd/klm** C180-0 C270-90 **Imax: 2627 cd/klm**



Classifications	
DIN 5040	A 7 0
CIE	N1=89 N2=96 N3=99 N4=100 N5=100

Luminaire light output ratios	
$\eta_{LB}$	100.0%
$\phi_u$	100.0%
$\phi_o$	0.0%

**Measurement conditions**  
DIN EN 13032 and DIN 5032

## Photometric test report

<b>Family</b> <b>Licross® Recessed</b>	<b>Order number: 51TL11CN48XF</b> <b>EAN: 4058352209950</b>	<b>LP number</b> <b>58785_9</b>
---	--	------------------------------------

<b>Table of values for luminous intensities</b>	<b>Maximum luminous intensity</b>	<b>siteco</b>
---	-----------------------------------	---------------

C-planes γ	0° 180°	15°	30°	45°	60°	75°	90° 270°	Phi-zone	Total Phi-zone
		165° 195° 345°	150° 210° 330°	135° 225° 315°	120° 240° 300°	105° 255° 285°			
Luminous intensity in cd/klm								Luminous flux in lm/klm	
0°	2627.4	2627.4	2627.4	2627.4	2627.4	2627.4	2627.4	15.7	15.7
5°	2520.2	2503.8	2487.8	2499.1	2508.6	2505.8	2505.2	119.6	135.3
10°	2060.7	2047.7	2044.6	2066.8	2086.2	2092.0	2094.5	196.9	332.2
15°	1373.4	1369.0	1375.7	1399.2	1421.9	1432.7	1437.2	198.7	530.9
20°	791.8	790.8	796.4	808.8	818.0	819.0	819.4	151.2	682.1
25°	418.1	420.5	425.4	427.2	423.4	413.4	409.3	97.4	779.6
30°	215.7	218.7	224.8	222.9	213.7	202.3	197.8	58.9	838.4
35°	112.4	114.3	119.3	116.0	107.4	103.1	102.4	35.0	873.4
40°	70.3	69.7	69.6	67.8	65.2	68.3	71.3	24.2	897.6
45°	52.4	50.5	46.9	47.4	48.4	54.1	61.4	19.6	917.2
50°	46.4	44.6	38.1	38.0	38.3	44.7	54.3	17.8	935.0
55°	42.3	42.2	36.7	33.4	32.3	38.6	47.1	17.1	952.1
60°	32.7	32.9	34.3	30.2	28.0	32.6	38.2	15.3	967.4
65°	23.6	23.8	26.4	25.7	24.0	26.1	29.3	12.6	980.0
70°	15.1	15.6	18.2	19.4	18.6	19.5	20.9	9.4	989.4
75°	8.3	8.7	10.8	13.0	12.9	13.2	13.7	6.1	995.5
80°	4.0	4.1	5.0	6.6	7.3	7.2	7.2	3.2	998.7
85°	1.6	1.6	1.9	2.5	2.6	2.7	2.5	1.2	1000.0
90°	0.0	0.0	0.0	0.0	0.0	0.0	0.0	0.0	1000.0
180°	0.0	0.0	0.0	0.0	0.0	0.0	0.0	0.0	1000.0

## Photometric test report

<b>Family</b> <b>Licross® Recessed</b>	<b>Order number: 51TL11CN48XF</b> <b>EAN: 4058352209950</b>	<b>LP number</b> <b>58785_9</b>
---	--	------------------------------------

<b>UGR-Table</b>	<b>Standard room</b>	<b>siteco</b>
------------------	----------------------	---------------

Reflection factor of ceiling	0.7	0.7	0.5	0.5	0.3	0.7	0.7	0.5	0.5	0.3	
Reflection factor of walls	0.5	0.3	0.5	0.3	0.3	0.5	0.3	0.5	0.3	0.3	
Reflection factor of floor	0.2	0.2	0.2	0.2	0.2	0.2	0.2	0.2	0.2	0.2	
Room dimensions	View crosswise (C0)					View endwise (C90)					
x	y										
2H	2H	14.7	15.8	15.0	16.1	16.4	14.6	15.7	14.9	16.0	16.3
	3H	15.6	16.6	15.9	16.9	17.2	16.0	17.0	16.3	17.3	17.6
	4H	15.8	16.7	16.2	17.1	17.4	16.5	17.4	16.9	17.8	18.1
	6H	15.9	16.7	16.3	17.1	17.5	16.9	17.6	17.3	18.0	18.4
	8H	16.0	16.7	16.4	17.0	17.5	17.0	17.7	17.5	18.1	18.5
	12H	16.0	16.6	16.5	17.0	17.4	17.1	17.6	17.5	18.0	18.5
4H	2H	15.2	16.1	15.6	16.4	16.8	15.1	16.0	15.5	16.3	16.7
	3H	16.3	17.0	16.7	17.4	17.8	16.6	17.4	17.1	17.8	18.2
	4H	16.6	17.2	17.0	17.7	18.1	17.2	17.9	17.7	18.3	18.8
	6H	16.7	17.3	17.2	17.7	18.2	17.7	18.2	18.1	18.7	19.1
	8H	16.7	17.2	17.2	17.7	18.2	17.8	18.3	18.3	18.7	19.2
	12H	16.8	17.2	17.3	17.6	18.1	17.9	18.3	18.4	18.7	19.2
8H	4H	16.8	17.3	17.3	17.8	18.2	17.4	17.9	17.9	18.4	18.9
	6H	17.0	17.4	17.5	17.9	18.4	17.9	18.3	18.4	18.8	19.3
	8H	17.0	17.4	17.5	17.9	18.4	18.1	18.4	18.6	18.9	19.5
	12H	17.1	17.3	17.6	17.8	18.4	18.2	18.5	18.7	19.0	19.5
12H	4H	16.9	17.2	17.4	17.7	18.2	17.4	17.8	17.9	18.3	18.8
	6H	17.1	17.4	17.6	17.9	18.4	18.0	18.3	18.5	18.8	19.3
	8H	17.1	17.4	17.6	17.9	18.4	18.1	18.4	18.7	18.9	19.5

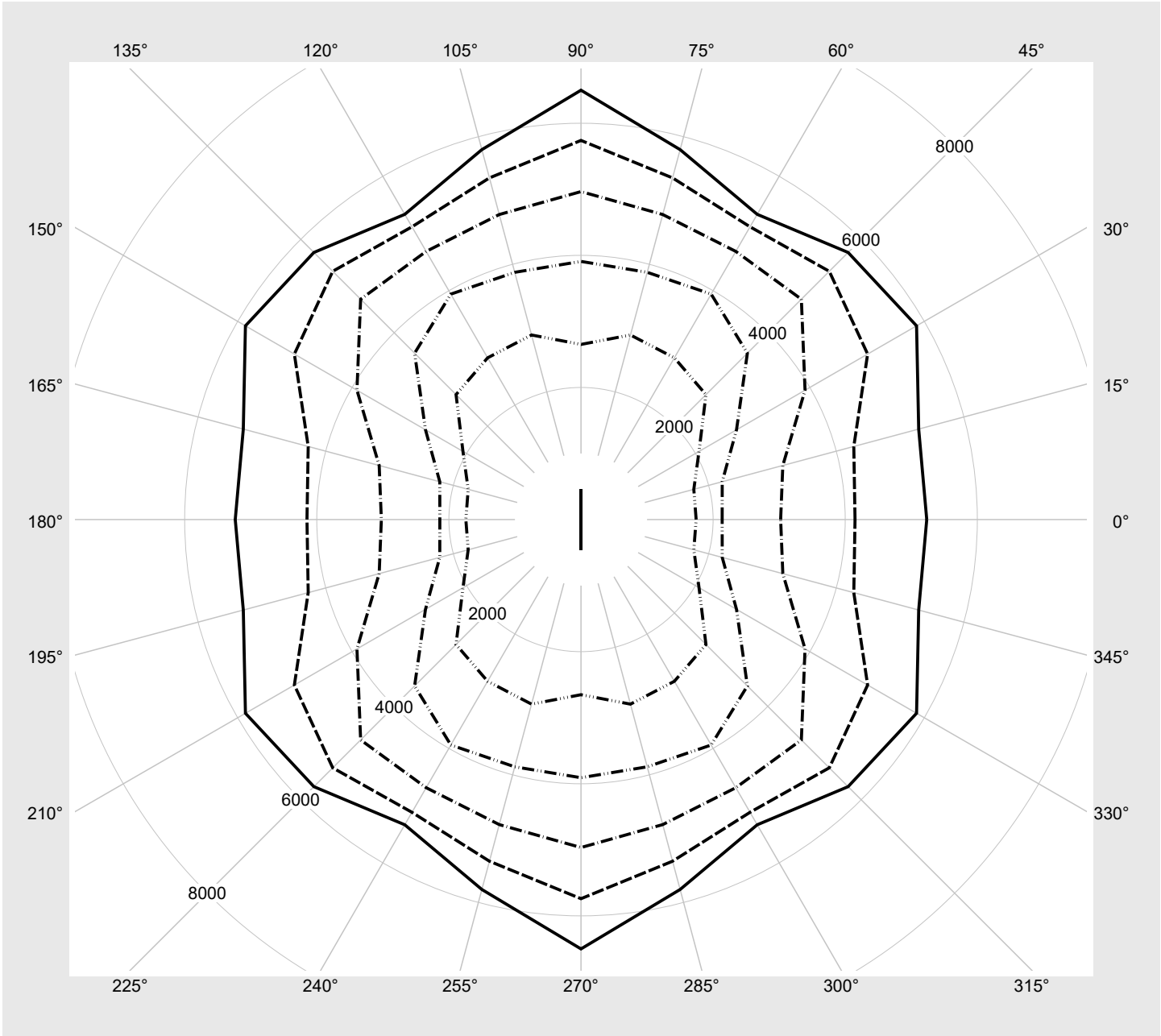
<b>Luminance table</b>	<b>Max. for <math>\gamma \geq 65^\circ</math></b>	<b>Photometric dimensions in mm:</b>	<b>L = 1500</b>
			<b>B = 58</b>

C-planes	$\gamma$	Luminance in cd/m <sup>2</sup>							
		0° 180°	15° 165° 195° 345°	30° 150° 210° 330°	45° 135° 225° 315°	60° 120° 240° 300°	75° 105° 255° 285°	90° 270°	
45°		6964.1	6702.7	6226.9	6289.8	6423.0	7190.8	8153.6	
50°		6783.2	6518.0	5560.1	5556.9	5592.5	6535.4	7928.1	
55°		6931.1	6911.6	6008.2	5463.3	5294.5	6321.2	7704.2	
60°		6138.6	6176.1	6441.0	5674.9	5254.3	6113.6	7173.4	
65°		5234.3	5292.7	5866.0	5718.9	5335.8	5798.2	6500.4	
70°		4148.5	4275.6	5010.6	5315.7	5118.0	5355.2	5740.1	
75°		3022.4	3163.2	3916.4	4717.9	4687.8	4781.0	4965.4	
80°		2137.2	2213.5	2718.6	3562.2	3941.3	3875.3	3908.3	
85°		1743.4	1768.1	2063.4	2675.4	2827.3	2893.0	2651.7	

**Photometric test report**

<b>Family</b> <b>Licross® Recessed</b>	<b>Order number: 51TL11CN48XF</b> <b>EAN: 4058352209950</b>	<b>LP number</b> <b>58785_9</b>
---	--	------------------------------------

**Luminance values in cd/m<sup>2</sup>**     γ 65°   γ 70°   γ 75°   γ 80°   γ 85°     **siteco**



## Photometric test report

Family <b>Licross® Recessed</b>	Order number: <b>51TL11CN48XF</b> EAN: <b>4058352209950</b>	LP number <b>58785_9</b>
------------------------------------	--	-----------------------------

<b>Multilumen Table</b>	environmental temperature: 25°C	<b>siteco</b>
-------------------------	---------------------------------	---------------

DIP-Step	Switch Setting			Luminous flux [lm]	Power consumption [W]	Power consumption	Power consumption
	1	2	3			[W] end of lifetime	[W] average
1	A	C	E	8170	48.0	53.0	50.5
2	A	C	F	7830	45.8	50.7	48.2
3	A	D	E	7340	42.7	47.1	44.9
4	A	D	F	6780	39.1	43.1	41.1
5	B	C	E	6340	36.5	39.9	38.2
6	B	C	F	5540	31.6	34.6	33.1
7	B	D	E	5250	29.9	32.5	31.2
8	B	D	F	4730	26.9	29.4	28.2