

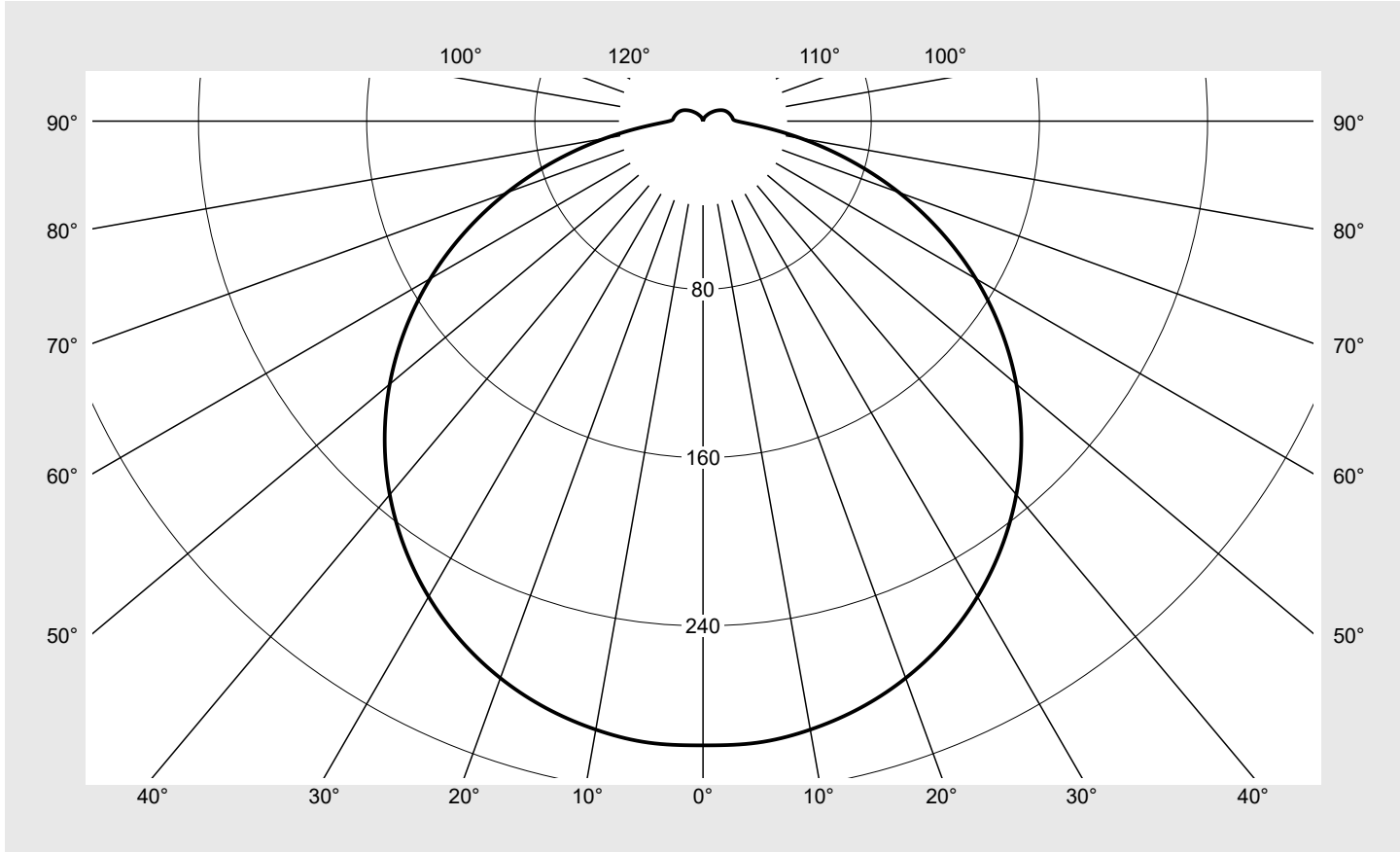


# Photometric test report

<b>Family</b> <b>Rondel 31</b>	<b>Order number: 51WC10DA32A</b> <b>EAN: 4058352616710</b>	<b>LP number</b> <b>59345_31</b>
	<b>Version</b> enclosure, PC, transparent, opal, diffuse beam	<b>serial documentation</b> <b>18.11.2022</b>
	<b>Lamps</b> LED 3000 K   CRI ≥ 80	
	<b>Controlgear</b> ECG-DALI	
	<b>Rated values</b> <ul style="list-style-type: none"> <li>Net luminous flux = 2450 lm</li> <li>Power consumption = 19.0 W</li> <li>Luminous efficacy = 128.9 lm/W</li> </ul>	
		

**Luminous intensity in cd/klm** C180-0 **Imax: 297 cd/klm**



Classifications	
DIN 5040	A 4 1
CIE	N1=44 N2=75 N3=94 N4=94 N5=100

Luminaire light output ratios	
$\eta_{LB}$	100.0%
$\phi_u$	94.2%
$\phi_o$	5.8%

**Measurement conditions**  
 DIN EN 13032 and DIN 5032

## Photometric test report

Family <b>Rondel 31</b>	Order number: <b>51WC10DA32A</b> EAN: <b>4058352616710</b>	LP number <b>59345_31</b>
----------------------------	---------------------------------------------------------------	------------------------------

<b>Table of values for luminous intensities</b>	<b>Maximum luminous intensity</b>	<b>siteco</b>
-------------------------------------------------	-----------------------------------	---------------

C-planes	0°	Phi-zone	Total Phi-zone
$\gamma$	Luminous intensity in cd/klm	Luminous flux in lm/klm	
0°	296.8	1.8	1.8
5°	296.7	14.2	15.9
10°	293.8	28.0	43.9
15°	288.9	41.0	84.9
20°	281.8	52.8	137.7
25°	272.6	63.1	200.9
30°	261.1	71.6	272.4
35°	247.5	77.8	350.2
40°	231.8	81.7	431.9
45°	214.2	83.0	514.9
50°	194.6	81.7	596.6
55°	173.0	77.7	674.3
60°	149.9	71.1	745.5
65°	125.1	62.1	807.6
70°	99.2	51.1	858.7
75°	72.7	38.5	897.2
80°	47.5	25.7	922.8
85°	26.9	14.7	937.5
90°	16.1	8.8	946.3
95°	14.2	7.7	954.1
100°	13.7	7.4	961.5
105°	13.1	7.0	968.4
110°	12.4	6.4	974.8
115°	11.6	5.8	980.6
120°	10.4	4.9	985.5
125°	9.0	4.0	989.6
130°	7.6	3.2	992.7
135°	6.1	2.4	995.1
140°	4.9	1.7	996.8
145°	3.8	1.2	998.0
150°	2.9	0.8	998.8
155°	2.2	0.5	999.3
160°	1.6	0.3	999.6
165°	1.3	0.2	999.8
170°	1.2	0.1	999.9
175°	1.2	0.1	1000.0
180°	1.2	0.0	1000.0

## Photometric test report

Family <b>Rondel 31</b>	Order number: <b>51WC10DA32A</b> EAN: <b>4058352616710</b>	LP number <b>59345_31</b>
----------------------------	---------------------------------------------------------------	------------------------------

<b>UGR-Table</b>	<b>Standard room</b>	<b>siteco</b>
------------------	----------------------	---------------

Reflection factor of ceiling	0.7	0.7	0.5	0.5	0.3	0.7	0.7	0.5	0.5	0.3	
Reflection factor of walls	0.5	0.3	0.5	0.3	0.3	0.5	0.3	0.5	0.3	0.3	
Reflection factor of floor	0.2	0.2	0.2	0.2	0.2	0.2	0.2	0.2	0.2	0.2	
Room dimensions	View crosswise (C0)					View endwise (C90)					
x	y										
2H	2H	18.9	20.6	19.3	20.9	21.3	18.9	20.6	19.3	20.9	21.3
	3H	20.6	22.2	21.0	22.5	22.8	20.6	22.2	21.0	22.5	22.8
	4H	21.3	22.7	21.7	23.1	23.5	21.3	22.7	21.7	23.1	23.5
	6H	21.8	23.1	22.2	23.5	23.9	21.8	23.1	22.2	23.5	23.9
	8H	22.0	23.3	22.4	23.6	24.0	22.0	23.3	22.4	23.6	24.0
	12H	22.1	23.3	22.5	23.7	24.1	22.1	23.3	22.5	23.7	24.1
4H	2H	19.7	21.2	20.1	21.5	21.9	19.7	21.2	20.1	21.5	21.9
	3H	21.5	22.8	22.0	23.2	23.6	21.5	22.8	22.0	23.2	23.6
	4H	22.3	23.5	22.8	23.9	24.3	22.3	23.5	22.8	23.9	24.3
	6H	23.0	24.0	23.4	24.4	24.9	23.0	24.0	23.4	24.4	24.9
	8H	23.2	24.1	23.7	24.6	25.0	23.2	24.1	23.7	24.6	25.0
	12H	23.4	24.2	23.9	24.7	25.2	23.4	24.2	23.9	24.7	25.2
8H	4H	22.7	23.6	23.2	24.1	24.5	22.7	23.6	23.2	24.1	24.5
	6H	23.5	24.2	23.9	24.7	25.2	23.5	24.2	23.9	24.7	25.2
	8H	23.8	24.5	24.3	24.9	25.4	23.8	24.5	24.3	24.9	25.4
	12H	24.0	24.6	24.5	25.1	25.7	24.0	24.6	24.5	25.1	25.7
12H	4H	22.8	23.6	23.2	24.0	24.5	22.8	23.6	23.2	24.0	24.5
	6H	23.6	24.2	24.1	24.7	25.2	23.6	24.2	24.1	24.7	25.2
	8H	23.9	24.5	24.4	25.0	25.5	23.9	24.5	24.4	25.0	25.5

<b>Luminance table</b>	Max. for $\gamma \geq 65^\circ$	Photometric dimensions in mm: D = 350	H(C0) = 32 H(C90) = 32	H(C180) = 32 H(C270) = 32
------------------------	---------------------------------	---------------------------------------	---------------------------	------------------------------

C-planes	0°
$\gamma$	Luminance in cd/m <sup>2</sup>
45°	6908.2
50°	6768.4
55°	6586.6
60°	6351.4
65°	6030.2
70°	5595.0
75°	4985.1
80°	4199.1
85°	3366.3

**Photometric test report**

<b>Family</b> <b>Rondel 31</b>	<b>Order number: 51WC10DA32A</b> <b>EAN: 4058352616710</b>	<b>LP number</b> <b>59345_31</b>
-----------------------------------	---------------------------------------------------------------	-------------------------------------

**Luminance values in cd/m<sup>2</sup>**       $\gamma$  65°      $\gamma$  70°      $\gamma$  75°      $\gamma$  80°      $\gamma$  85°

