

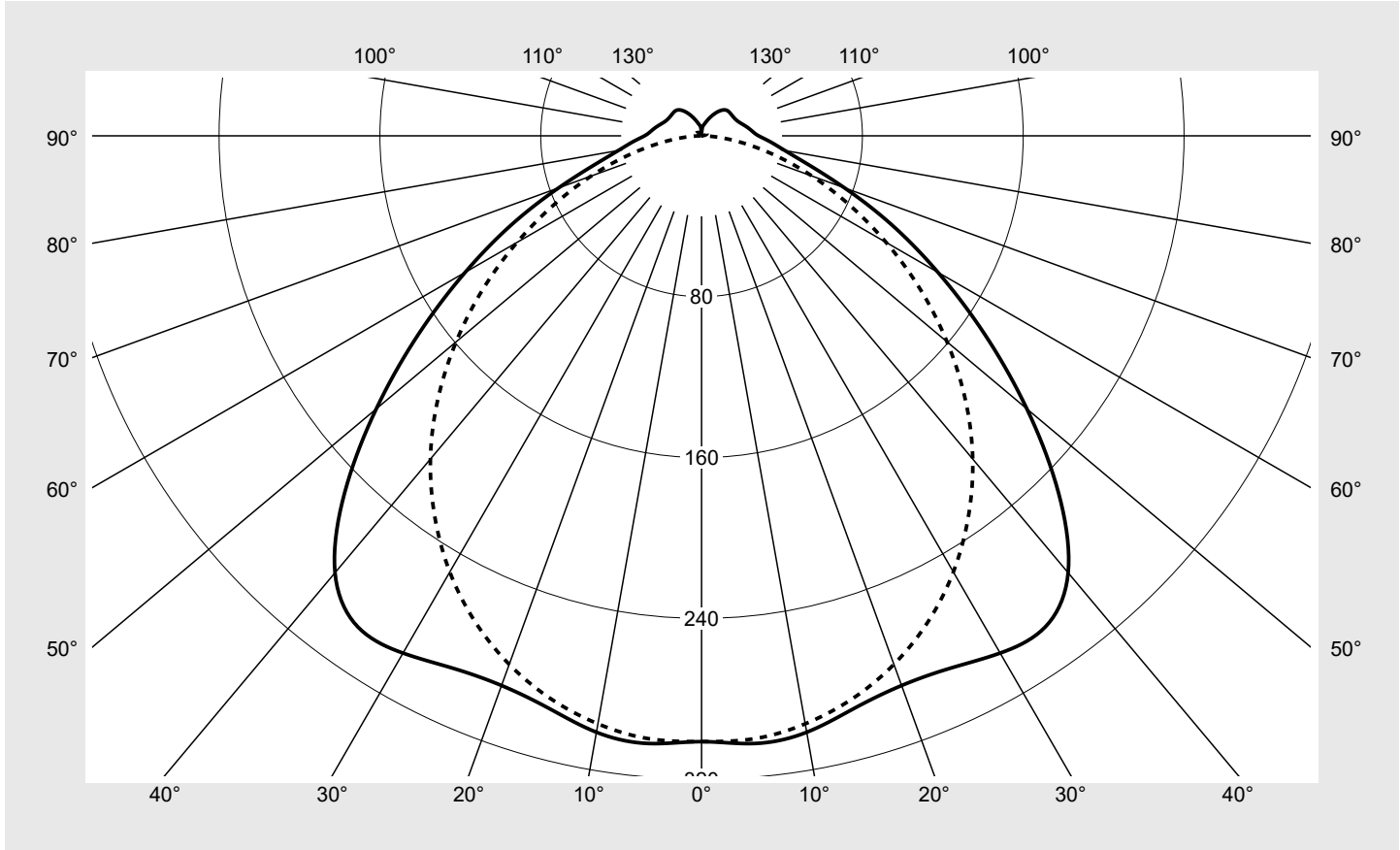


Photometric test report

Family DUS® 31	Order number: 53BD812C1V4075 EAN: 4058352421666	LP number 59062_10
	Version diffuser optic, frosted, wide distribution Lamps LED 4000 K CRI ≥ 80 Controlgear ECG-Multilumen CLOi Rated values Net luminous flux = 7620 lm Power consumption = 48.9 W Luminous efficacy = 155.8 lm/W	serial documentation 29.10.2020
		

Luminous intensity in cd/klm **C180-0** **C270-90** **Imax: 303 cd/klm**



Classifications	
DIN 5040	A 4 1
CIE	N1=47 N2=80 N3=95 N4=92 N5=100

Luminaire light output ratios	
η_{LB}	100.0%
ϕ_u	92.2%
ϕ_o	7.8%

Measurement conditions
 DIN EN 13032 and DIN 5032

Photometric test report

Family DUS® 31	Order number: 53BD812C1V4075 EAN: 4058352421666	LP number 59062_10
Table of values for luminous intensities		Maximum luminous intensity
		siteco

C- planes	0° 180°	15°	30°	45°	60°	75°	90° 270°	Phi-zone	Total Phi-zone	
		165° 195° 345°	150° 210° 330°	135° 225° 315°	120° 240° 300°	105° 255° 285°				
Luminous intensity in cd/klm								Luminous flux in lm/klm		
γ										
0°	301.3	301.3	301.3	301.3	301.3	301.3	301.3	1.8	1.8	
5°	303.4	302.1	299.8	300.7	301.4	300.9	301.0	14.4	16.2	
10°	301.2	300.2	298.0	298.8	298.8	297.4	296.9	28.4	44.6	
15°	294.6	294.0	291.7	292.8	293.3	291.0	289.8	41.5	86.1	
20°	290.9	289.9	285.2	284.3	284.4	281.8	279.7	53.5	139.6	
25°	292.2	290.5	282.4	276.3	273.3	269.6	266.6	64.5	204.1	
30°	297.0	294.4	282.2	270.2	261.0	254.7	250.5	74.7	278.9	
35°	298.1	296.1	282.7	264.8	248.2	237.3	231.4	83.5	362.4	
40°	283.7	283.9	275.8	257.5	234.7	217.8	209.8	89.0	451.4	
45°	251.1	253.7	254.1	243.4	219.0	195.8	185.6	89.4	540.8	
50°	211.2	214.3	220.3	219.1	199.3	172.1	159.4	84.7	625.6	
55°	171.8	174.4	181.0	185.6	174.0	146.8	132.6	75.9	701.4	
60°	135.8	137.5	141.9	147.8	143.1	120.2	106.0	64.2	765.6	
65°	104.0	105.0	107.3	111.5	110.8	93.7	80.9	51.4	817.0	
70°	75.7	76.6	78.0	80.9	80.7	68.8	58.4	38.8	855.8	
75°	54.8	55.1	55.5	57.1	55.6	46.5	38.4	27.9	883.8	
80°	42.1	41.7	40.7	39.3	35.7	27.8	21.5	19.5	903.3	
85°	34.4	33.7	31.6	27.6	21.5	14.0	8.7	13.6	916.9	
90°	28.4	27.8	25.3	20.0	13.0	5.8	0.9	9.7	926.7	
95°	25.4	25.0	23.0	18.3	11.9	5.4	1.0	8.8	935.5	
100°	23.4	22.9	21.1	17.1	11.7	5.5	1.6	8.2	943.6	
105°	21.5	21.0	19.3	16.3	11.6	5.9	2.4	7.6	951.2	
110°	19.9	19.3	18.1	15.8	11.8	6.2	2.9	7.1	958.3	
115°	18.9	18.3	17.5	15.6	12.1	6.6	3.0	6.7	965.0	
120°	18.4	17.9	17.3	15.6	12.2	6.6	2.9	6.4	971.4	
125°	18.2	17.7	17.1	15.5	11.8	6.5	2.7	5.9	977.3	
130°	18.1	17.6	16.9	14.9	10.9	6.2	2.5	5.4	982.7	
135°	17.9	17.2	16.1	13.6	9.8	5.6	2.4	4.7	987.4	
140°	16.8	15.9	14.5	11.9	8.4	5.0	2.1	3.8	991.2	
145°	14.9	14.0	12.6	10.1	6.8	4.5	2.0	3.0	994.1	
150°	12.5	11.8	10.5	7.9	5.6	4.1	1.8	2.2	996.3	
155°	10.2	9.6	8.3	6.3	5.0	3.7	1.7	1.5	997.8	
160°	8.1	7.6	6.2	5.1	4.6	3.6	1.5	1.0	998.8	
165°	6.4	6.1	4.7	4.5	4.0	4.8	1.5	0.7	999.5	
170°	5.3	4.3	3.8	4.0	3.9	3.9	1.5	0.4	999.8	
175°	3.8	3.2	4.6	4.9	4.0	2.2	1.5	0.2	1000.0	
180°	1.5	1.5	1.5	1.5	1.5	1.5	1.5	0.0	1000.0	

Photometric test report

Family DUS® 31	Order number: 53BD812C1V4075 EAN: 4058352421666	LP number 59062_10
--------------------------	--	------------------------------

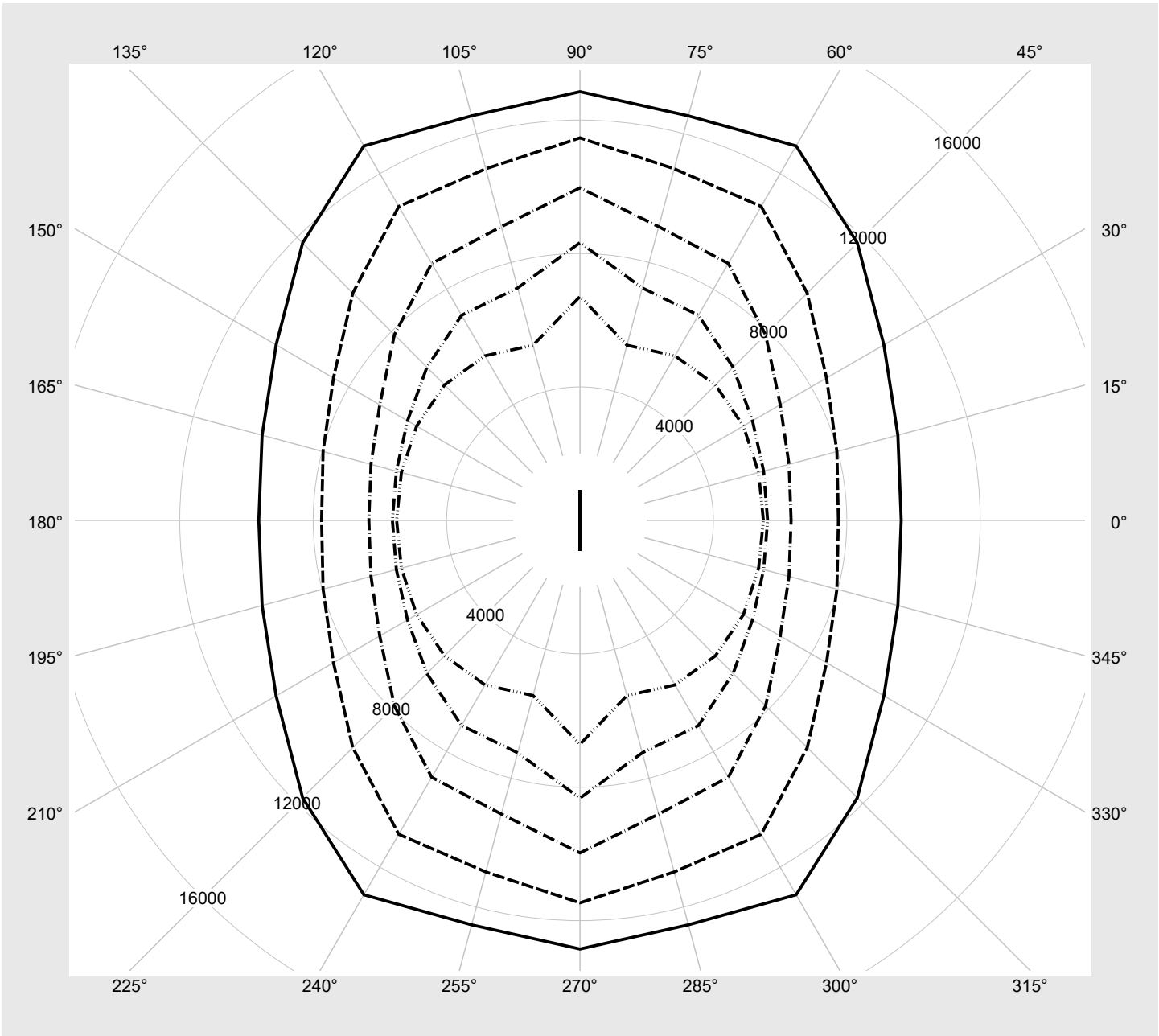
UGR-Table		Standard room									
Reflection factor of ceiling	0.7	0.7	0.5	0.5	0.3	0.7	0.7	0.5	0.5	0.3	
Reflection factor of walls	0.5	0.3	0.5	0.3	0.3	0.5	0.3	0.5	0.3	0.3	
Reflection factor of floor	0.2	0.2	0.2	0.2	0.2	0.2	0.2	0.2	0.2	0.2	
Room dimensions		View crosswise (C0)					View endwise (C90)				
x	y										
2H	2H	21.8	23.5	22.1	23.8	24.1	21.6	23.3	21.9	23.6	23.9
	3H	22.7	24.3	23.1	24.6	24.9	22.7	24.3	23.1	24.6	24.9
	4H	23.1	24.5	23.5	24.9	25.2	23.1	24.6	23.5	24.9	25.3
	6H	23.4	24.8	23.8	25.1	25.5	23.4	24.8	23.8	25.1	25.5
	8H	23.6	24.9	24.0	25.2	25.6	23.5	24.8	23.9	25.2	25.6
	12H	23.8	25.0	24.2	25.4	25.8	23.6	24.8	24.0	25.1	25.6
4H	2H	22.4	23.9	22.8	24.2	24.6	22.3	23.7	22.7	24.1	24.5
	3H	23.5	24.8	24.0	25.2	25.6	23.7	24.9	24.1	25.3	25.7
	4H	24.0	25.1	24.4	25.5	25.9	24.2	25.3	24.6	25.7	26.1
	6H	24.4	25.4	24.9	25.8	26.3	24.6	25.5	25.0	26.0	26.4
	8H	24.7	25.6	25.1	26.0	26.5	24.7	25.6	25.1	26.0	26.5
	12H	24.9	25.7	25.4	26.2	26.6	24.8	25.6	25.2	26.0	26.5
8H	4H	24.3	25.2	24.7	25.6	26.1	24.4	25.3	24.9	25.8	26.2
	6H	24.8	25.6	25.3	26.0	26.5	24.9	25.7	25.4	26.2	26.7
	8H	25.1	25.8	25.6	26.3	26.8	25.1	25.8	25.6	26.3	26.8
	12H	25.5	26.1	26.0	26.6	27.1	25.3	25.8	25.8	26.3	26.9
12H	4H	24.3	25.1	24.8	25.6	26.1	24.5	25.3	25.0	25.7	26.2
	6H	24.9	25.6	25.4	26.0	26.6	25.0	25.7	25.5	26.2	26.7
	8H	25.3	25.8	25.8	26.3	26.9	25.3	25.8	25.8	26.3	26.8

Luminance table		Max. for $\gamma \geq 65^\circ$		Photometric dimensions in mm:		L = 1514	H(C0) = 25	H(C180) = 25
						B = 75	H(C90) = 0	H(C270) = 0
C-planes	γ	0°	15°	30°	45°	60°	75°	90°
		180°	165°	150°	135°	120°	105°	270°
		195°	210°	225°	240°	255°	285°	
		345°	330°	315°	300°			
Luminance in cd/m ²								
45°		17873.4	18211.1	18714.2	18690.2	17813.8	17105.0	17611.3
50°		15783.2	16172.3	17111.0	17857.1	17357.7	16288.7	16639.9
55°		13619.9	13977.0	14993.2	16250.2	16439.4	15289.8	15517.6
60°		11554.6	11843.4	12700.1	14088.5	14904.2	14033.8	14224.1
65°		9631.1	9867.3	10521.1	11760.8	12961.6	12554.6	12852.0
70°		7748.0	7974.8	8535.2	9634.9	10867.2	10911.5	11467.4
75°		6329.9	6487.6	6932.4	7869.5	8893.7	9114.8	9968.6
80°		5624.9	5700.4	5971.4	6491.7	7101.0	7214.9	8325.8
85°		5498.6	5544.2	5656.1	5742.3	5696.4	5436.4	6711.0

Photometric test report

Family DUS® 31	Order number: 53BD812C1V4075 EAN: 4058352421666	LP number 59062_10
---------------------------------	--	-------------------------------------

Luminance values in cd/m² γ 65° γ 70° γ 75° γ 80° γ 85° **siteco**



Photometric test report

Family DUS® 31	Order number: 53BD812C1V4075 EAN: 4058352421666	LP number 59062_10
--------------------------	--	------------------------------

Multilumen Table	environmental temperature: 25°C	siteco
-------------------------	---------------------------------	---------------

DIP-Step	Switch Setting			Luminous flux [lm]	Power consumption [W]	Power consumption	Power consumption
	1	2	3			[W] end of lifetime	[W] average
1	A	C	E	7620	48.9	55.7	52.3
2	A	C	F	7050	44.6	50.8	47.7
3	A	D	E	6530	40.9	46.5	43.7
4	A	D	F	6060	37.6	42.7	40.2
5	B	C	E	5520	33.9	38.1	36.0
6	B	C	F	5040	30.7	34.4	32.6
7	B	D	E	4550	27.6	30.7	29.2
8	B	D	F	4050	24.5	27.6	26.0