


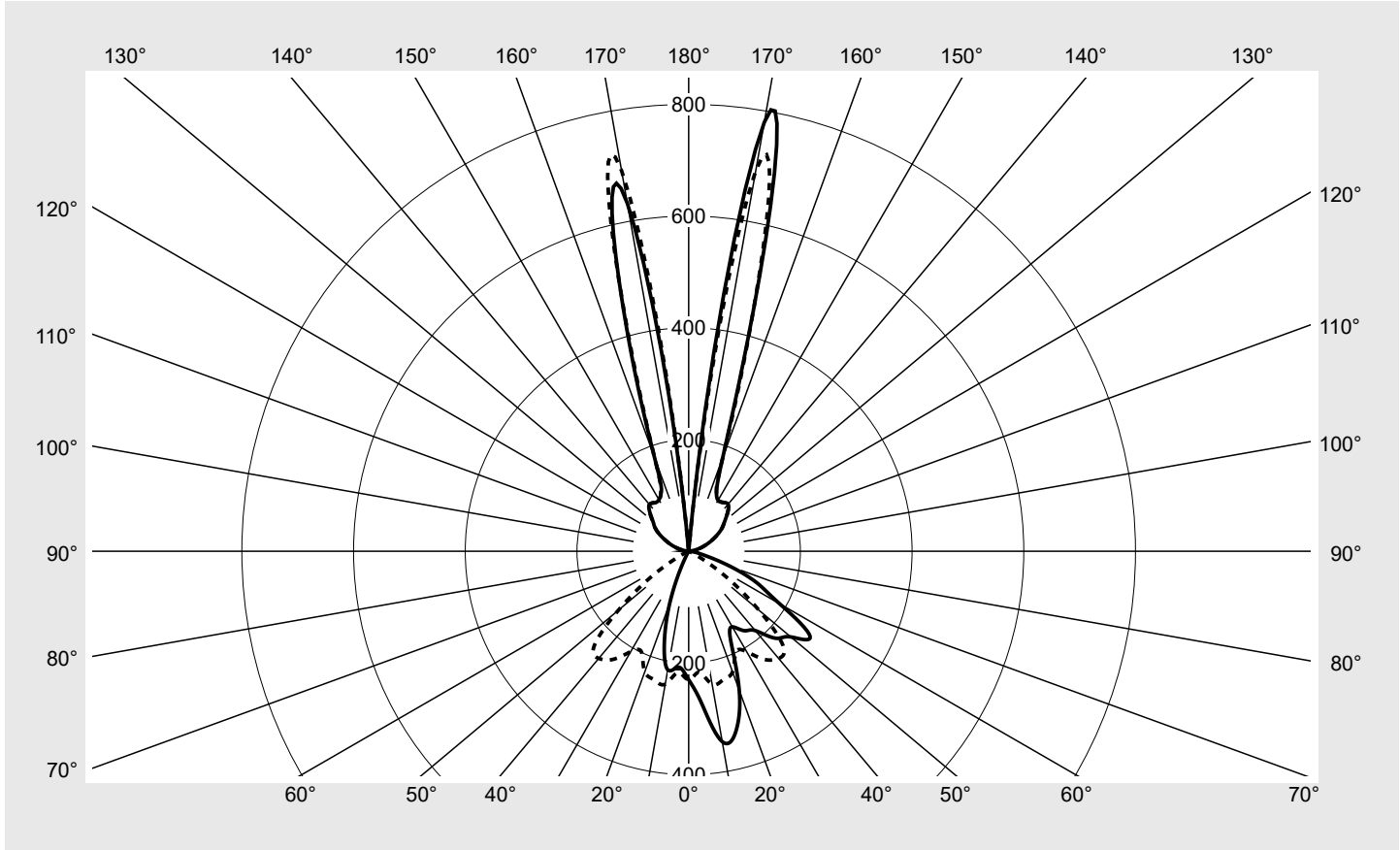


Photometric test report

Family Mirrortec® LED	Order number: 5NW14091QB + 5XA7682G3H2AC EAN: 4039806588562 + 4058352223734	LP number 58028_9
	Version SMR100A 900x900, tubular pendant suspension (502mm), FL20 midi power RS5	serial documentation 16.12.2020
	Lamps LED 5000 K CRI ≥ 70 Controlgear ECG-DALI Setting individual position: distance floodlight mirror = 2,5m / reflector tilt = 5°	
	Rated values Net luminous flux = 34640 lm Power consumption = 305.7 W Luminous efficacy = 113.3 lm/W	

Luminous intensity in cd/klm C180-0 C270-90 **Imax: 780 cd/klm**



Classifications	
DIN 5040	C 4 4
CIE	N1=47 N2=83 N3=98 N4=55 N5=100

Luminaire light output ratios	
η_{LB}	100.0%
ϕ_u	55.1%
ϕ_o	44.9%

Measurement conditions
DIN EN 13032 and DIN 5032

Photometric test report

Family Mirrortec® LED	Order number: 5NW14091QB + 5XA7682G3H2AC EAN: 4039806588562 + 4058352223734	LP number 58028_9
Table of values for luminous intensities		Maximum luminous intensity
siteco		

C-planes	0°	15° 345°	30° 330°	45° 315°	60° 300°	75° 285°	90° 270°
γ	Luminous intensity in cd/klm						
0°	229.8	229.8	229.8	229.8	229.8	229.8	229.8
5°	274.9	272.6	266.1	258.8	249.6	231.4	217.5
10°	346.2	343.2	312.5	290.1	259.7	247.7	241.6
15°	330.4	317.8	312.7	271.0	262.2	247.9	238.3
20°	264.7	245.2	241.5	236.1	209.8	214.5	229.8
25°	179.2	190.6	190.6	186.9	185.5	189.1	199.5
30°	156.3	161.6	151.6	160.1	173.5	174.5	207.6
35°	173.7	163.7	169.7	179.7	185.2	204.7	236.4
40°	185.4	170.5	179.3	193.4	220.1	224.1	250.4
45°	220.3	204.7	207.2	230.8	253.1	243.1	239.0
50°	238.6	248.3	255.6	270.0	225.5	191.2	164.2
55°	265.3	255.0	293.4	299.0	194.2	134.1	90.2
60°	188.0	229.4	301.8	282.9	138.6	64.0	31.7
65°	136.2	163.5	235.7	198.8	73.3	21.2	5.3
70°	78.9	83.8	170.2	137.9	32.3	3.5	0.0
75°	32.3	47.8	82.7	74.4	10.1	0.0	0.0
80°	15.2	15.2	46.3	40.4	2.7	0.0	0.0
85°	3.6	5.5	18.4	15.5	0.5	0.0	0.0
90°	0.2	1.8	5.3	7.4	0.2	0.2	0.2
95°	2.8	3.0	3.5	3.1	2.8	2.8	2.8
100°	10.2	10.3	10.1	10.1	10.2	10.2	10.2
105°	20.7	20.8	20.6	20.7	20.7	20.7	20.9
110°	32.2	32.2	32.5	32.2	32.3	32.3	32.3
115°	45.4	45.0	45.5	45.4	45.3	45.3	45.2
120°	59.4	59.8	60.1	59.9	59.9	59.3	60.1
125°	73.4	72.9	72.7	73.5	73.4	72.5	73.1
130°	84.6	85.5	85.4	85.2	85.1	85.1	84.5
135°	99.1	98.7	98.2	98.0	98.0	97.9	98.8
140°	109.8	108.9	108.6	108.7	108.5	108.5	108.8
145°	107.0	106.3	106.3	106.9	104.8	106.5	106.5
150°	105.4	106.7	106.6	105.7	105.9	105.6	105.6
155°	118.0	117.2	117.2	118.5	117.9	117.7	117.7
160°	178.4	178.4	179.7	178.4	178.6	177.7	178.7
165°	450.8	451.8	446.8	377.6	445.8	451.9	450.3
170°	779.8	611.6	221.5	24.1	186.1	538.0	691.6
175°	0.0	0.0	0.0	0.0	0.0	0.0	0.0
180°	0.0	0.0	0.0	0.0	0.0	0.0	0.0

Photometric test report

Family Mirrortec® LED	Order number: 5NW14091QB + 5XA7682G3H2AC EAN: 4039806588562 + 4058352223734	LP number 58028_9
Table of values for luminous intensities		Maximum luminous intensity
sITeco		

C-planes	105° 255°	120° 240°	135° 225°	150° 210°	165° 195°	180°	Phi-zone	Total Phi-zone
γ	Luminous intensity in cd/klm						Luminous flux in lm/klm	
0°	229.8	229.8	229.8	229.8	229.8	229.8	1.4	1.4
5°	208.4	201.7	194.1	195.5	204.7	208.3	10.9	12.3
10°	231.2	227.0	222.1	217.2	218.9	215.6	24.5	36.8
15°	239.4	249.2	231.3	198.6	180.4	168.0	35.4	72.3
20°	248.3	233.3	200.2	142.4	100.1	99.3	38.8	111.1
25°	218.9	206.8	132.5	62.1	35.0	31.6	36.7	147.8
30°	210.2	151.9	64.2	16.9	3.2	1.3	35.5	183.3
35°	205.5	99.0	21.7	0.6	0.0	0.0	40.7	224.0
40°	202.2	62.7	7.8	0.8	0.0	0.0	47.1	271.1
45°	165.4	32.2	3.7	1.7	0.4	0.0	54.6	325.7
50°	101.1	9.8	0.0	0.2	0.3	0.0	55.5	381.2
55°	52.5	2.1	0.0	0.3	0.0	0.6	54.4	435.6
60°	18.5	0.3	0.0	0.0	0.1	0.1	45.9	481.5
65°	4.0	0.0	0.0	0.0	0.0	0.0	31.9	513.4
70°	0.1	0.0	0.0	0.3	0.0	0.0	20.1	533.4
75°	0.0	0.0	0.0	0.0	0.0	0.0	10.2	543.6
80°	0.0	0.0	0.0	0.0	0.1	0.0	5.0	548.7
85°	0.0	0.0	0.0	0.0	0.0	0.0	1.9	550.6
90°	0.2	0.2	0.2	0.2	0.2	0.2	0.7	551.3
95°	2.8	2.8	2.8	2.8	2.8	2.8	1.6	552.9
100°	10.0	10.2	10.2	10.2	10.3	10.3	5.5	558.4
105°	20.7	20.7	20.7	20.7	20.7	20.6	11.0	569.4
110°	32.6	32.3	32.4	32.3	32.3	32.6	16.7	586.0
115°	45.6	45.0	45.1	45.2	45.4	45.2	22.5	608.5
120°	59.8	59.9	59.7	59.8	60.0	60.1	28.4	636.9
125°	73.3	73.2	73.8	72.7	73.2	73.7	32.8	669.8
130°	85.6	85.2	84.2	85.4	84.9	83.5	35.7	705.5
135°	98.8	98.6	98.5	98.3	98.6	98.3	38.1	743.6
140°	108.2	108.3	108.2	108.8	108.8	109.3	38.3	781.9
145°	106.5	105.7	106.4	106.4	107.2	105.8	33.4	815.3
150°	105.9	106.5	105.2	106.2	106.6	106.4	29.1	844.4
155°	118.1	117.2	118.5	117.4	117.4	116.3	27.3	871.6
160°	178.1	179.1	179.0	179.4	179.6	179.3	33.5	905.1
165°	454.4	438.2	335.9	432.5	447.4	455.5	61.3	966.5
170°	493.7	148.0	7.5	140.1	464.9	632.5	33.6	1000.0
175°	0.0	0.0	0.0	0.0	0.0	0.0	0.0	1000.0
180°	0.0	0.0	0.0	0.0	0.0	0.0	0.0	1000.0

Photometric test report

Family Mirrortec® LED	Order number: 5NW14091QB + 5XA7682G3H2AC EAN: 4039806588562 + 4058352223734	LP number 58028_9
---------------------------------	--	-----------------------------

UGR-Table		Standard room									
		View crosswise (C0)					View endwise (C90)				
Room dimensions											
x	y										
2H	2H	22.9	23.8	23.7	24.7	25.9	17.0	17.9	17.8	18.8	20.0
	3H	24.8	25.8	25.6	26.6	27.5	17.9	18.9	18.6	19.7	20.6
	4H	23.8	24.6	24.7	25.5	26.7	16.6	17.4	17.6	18.4	19.6
	6H	24.1	24.9	25.0	25.8	26.9	16.9	17.7	17.8	18.6	19.7
	8H	23.6	24.3	24.6	25.3	26.5	16.4	17.1	17.4	18.1	19.3
	12H	24.0	24.6	24.9	25.6	26.7	16.8	17.4	17.7	18.4	19.5
4H	2H	23.7	24.5	24.6	25.4	26.6	19.0	19.7	19.9	20.7	21.9
	3H	25.0	25.7	25.9	26.6	27.8	18.9	19.6	19.9	20.5	21.8
	4H	25.2	25.8	26.2	26.8	28.0	18.8	19.4	19.8	20.4	21.6
	6H	25.6	26.2	26.5	27.1	28.3	19.1	19.7	20.0	20.6	21.8
	8H	25.1	25.6	26.1	26.6	27.8	18.6	19.1	19.6	20.0	21.3
	12H	25.5	25.9	26.4	26.9	28.1	18.9	19.4	19.9	20.3	21.6
8H	4H	25.2	25.7	26.2	26.7	28.0	19.5	19.9	20.4	20.9	22.2
	6H	25.4	25.8	26.4	26.8	28.1	19.4	19.8	20.4	20.8	22.1
	8H	25.4	25.8	26.4	26.8	28.1	19.3	19.7	20.3	20.7	22.0
	12H	25.8	26.1	26.8	27.1	28.3	19.7	20.0	20.7	21.0	22.2
12H	4H	25.6	26.1	26.6	27.0	28.2	19.9	20.4	20.9	21.3	22.6
	6H	25.8	26.2	26.8	27.1	28.4	19.9	20.3	20.9	21.3	22.5
	8H	25.9	26.2	26.8	27.2	28.4	19.9	20.2	20.9	21.2	22.4

Luminance table		Max. for $\gamma \geq 65^\circ$											
		Photometric dimensions in mm: L = 900 B = 900											
C-planes	0°	15° 345°	30° 330°	45° 315°	60° 300°	75° 285°	90° 270°	105° 255°	120° 240°	135° 225°	150° 210°	165° 195°	180°
γ	Luminance in cd/m ²												
45°	13321.7	12382.7	12531.5	13956.1	15304.4	14700.3	14456.6	10001.5	1947.6	221.5	102.4	22.3	0.0
50°	15871.7	16520.3	17003.6	17960.4	15001.2	12720.2	10925.8	6726.4	654.5	0.0	10.9	16.8	0.0
55°	19784.2	19010.6	21879.0	22293.1	14481.5	10001.5	6721.7	3916.2	158.7	0.0	18.8	0.0	47.4
60°	16083.9	19623.0	25813.2	24194.5	11858.0	5474.1	2713.1	1583.1	21.5	0.0	0.0	6.2	7.9
65°	13777.6	16548.7	23855.0	20112.8	7419.6	2141.5	535.0	407.0	0.0	0.0	0.0	0.0	0.0
70°	9871.4	10475.7	21283.9	17236.7	4036.2	431.5	0.0	10.1	1.3	0.0	31.5	0.0	0.0
75°	5339.3	7904.9	13658.0	12289.0	1667.2	0.0	0.0	0.0	0.0	0.0	0.0	0.0	0.0
80°	3735.8	3750.0	11392.7	9948.1	657.8	0.0	0.0	0.0	0.0	0.0	0.0	18.0	0.0
85°	1778.7	2675.7	9019.6	7599.6	251.2	0.0	0.0	0.0	0.0	0.0	0.0	0.0	0.0

Photometric test report

Family Mirrortec® LED	Order number: 5NW14091QB + 5XA7682G3H2AC EAN: 4039806588562 + 4058352223734	LP number 58028_9
--	--	------------------------------------

Luminance values in cd/m²

γ 65°	γ 70°	γ 75°	γ 80°	γ 85°
--------------	--------------	--------------	--------------	--------------

siteco

