



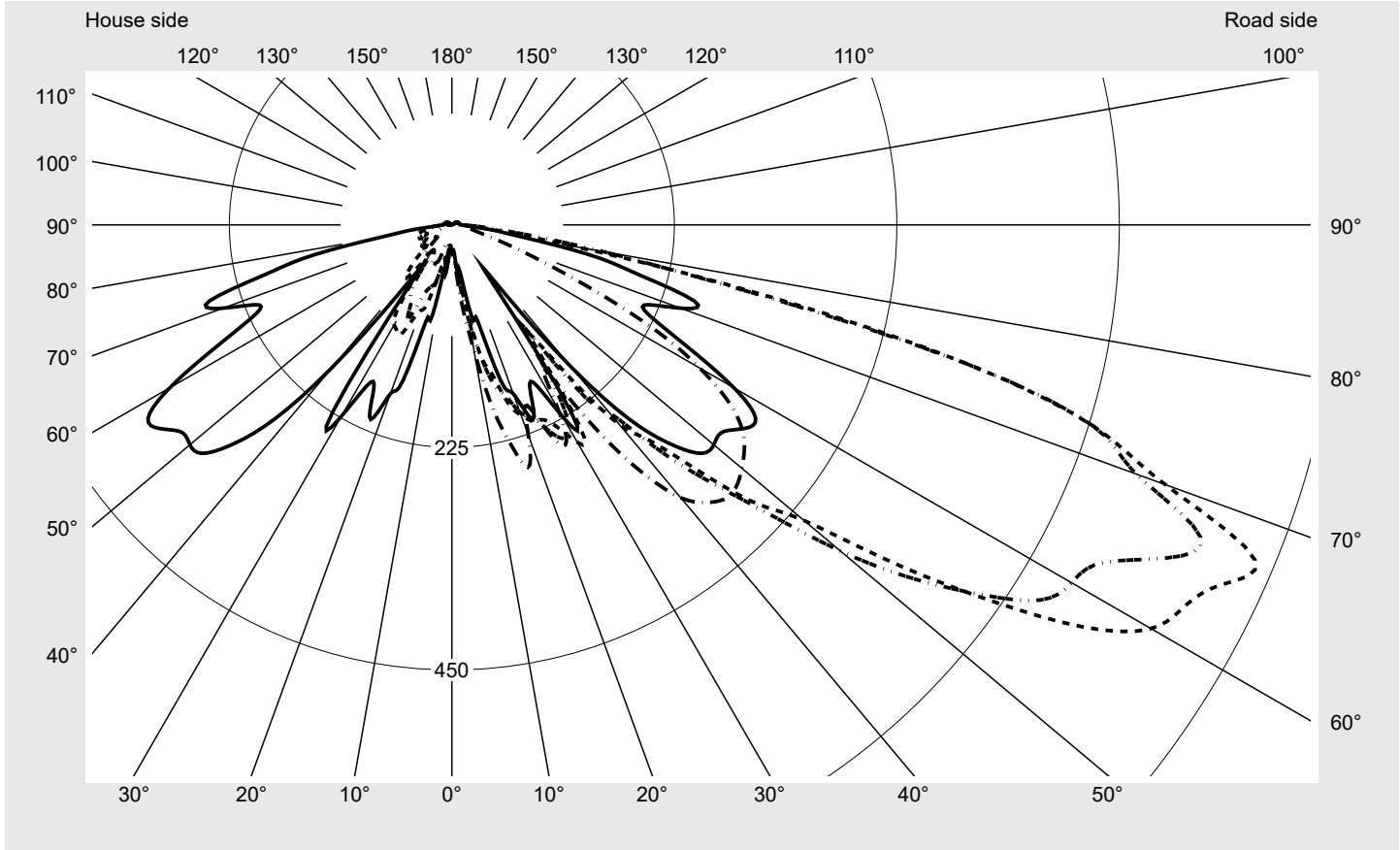
Photometric test report

Family LANTERN CLASSIC LED	Order number: 5XA5245AF14H EAN: 4058352834411	LP number 57124_29
	Version post-top- or mounting to wall arm Optic asymmetric, wide distribution (ST1.2a) Cover cover transparent, PMMA Lamps LED 2200 K CRI ≥ 70 Controlgear ECG SITECO iQ Rated values Net luminous flux = 1380 lm Power consumption = 12.9 W Luminous efficacy = 107 lm/W	serial documentation 08.07.2022





Luminous intensity in cd/klm C180-0 C205-25 C210-30 C270-90 **Imax: 877 cd/klm**



Luminaire output ratios

Eta	100.0%
Eta 0° - 90°	97.4%
Eta 90° - 180°	2.6%

Luminous intensity class acc. to EN13201-2

Class:	G1
Imax 70°	767.4
Imax 80°	154.8
Imax 90°	11.0
Imax >90°	10.7
Imax >95°	10.0

Measurement conditions

DIN EN 13032 and DIN 5032

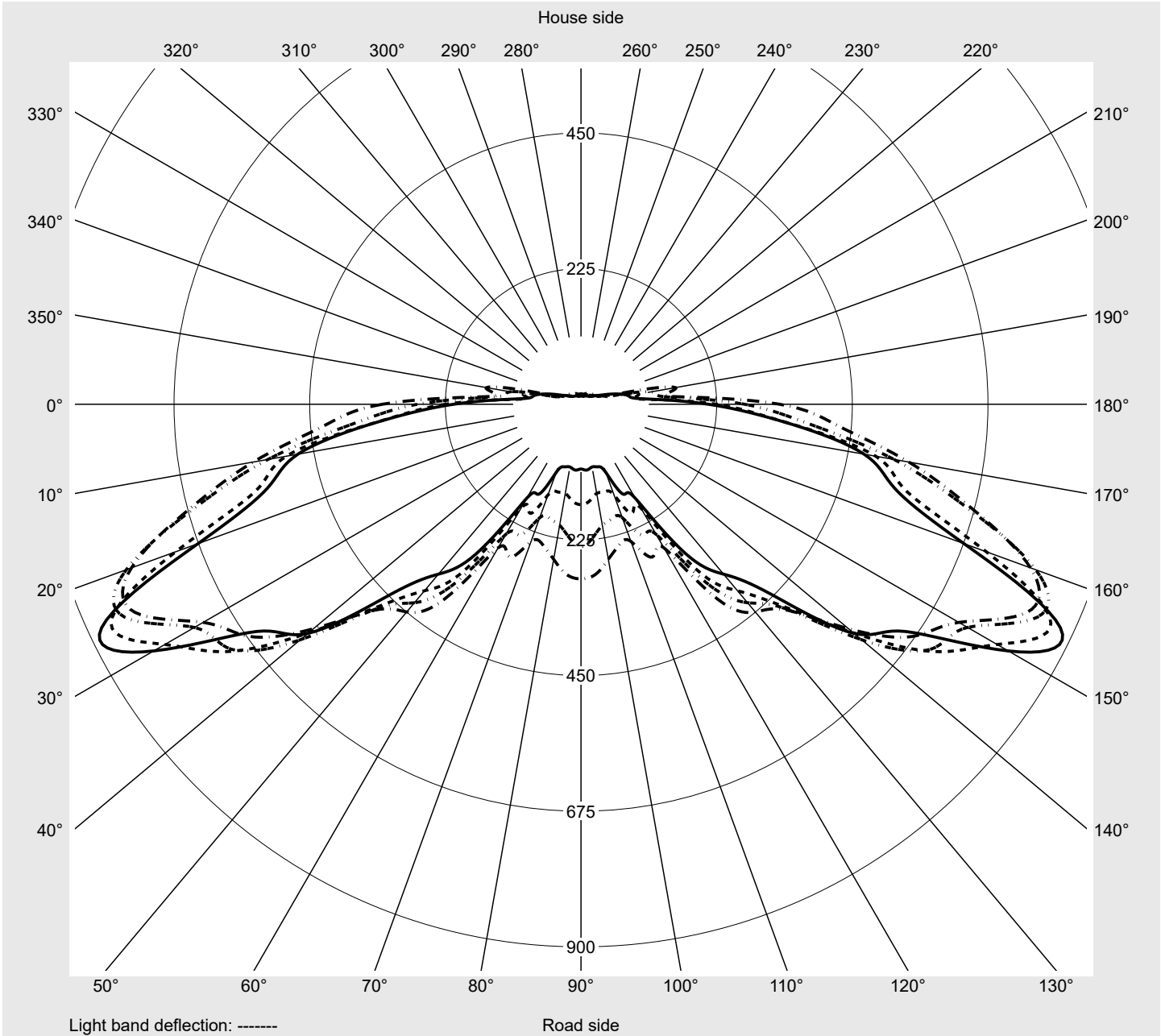
Photometric test report

Family
LANTERN CLASSIC LED

Order number: 5XA5245AF14H
EAN: 4058352834411

LP number
57124_29

Envelope curve in cd/klm **KMK 67.5°** **KMK 65°** **KMK 62.5°** **KMK 60°**



Photometric test report

Family LANTERN CLASSIC LED	Order number: 5XA5245AF14H EAN: 4058352834411	LP number 57124_29
Table of values for luminous intensities		Maximum luminous intensity
		siteco

C-planes	0° 180°	5° 175°	10° 170°	15° 165°	20° 160°	25° 155°	30° 150°	35° 145°	40° 140°	45° 135°	50° 130°	55° 125°	60° 120°
γ	Luminous intensity in cd/klm												
0,0°	26.9	26.9	26.9	26.9	26.9	26.9	26.9	26.9	26.9	26.9	26.9	26.9	26.9
2,5°	25.6	25.6	26.0	26.3	26.7	27.0	27.8	28.5	29.2	29.9	30.6	31.0	31.0
5,0°	30.6	32.4	33.8	35.6	36.6	37.0	38.4	39.5	40.2	41.3	40.9	40.9	41.3
7,5°	50.5	52.7	52.3	54.4	57.6	57.3	60.8	60.8	63.0	64.8	64.0	62.3	60.8
10,0°	49.5	59.1	68.7	79.0	80.8	86.1	98.2	105.7	113.1	114.9	111.4	97.8	91.8
12,5°	97.8	107.8	118.5	122.7	135.9	136.3	137.7	141.3	142.7	139.1	132.7	126.3	127.4
15,0°	100.0	143.7	148.7	175.8	170.4	155.5	169.0	180.7	191.1	198.5	177.9	169.4	161.5
17,5°	166.5	142.7	153.3	183.6	190.7	188.6	181.1	197.8	204.6	205.6	213.8	191.8	191.4
20,0°	181.5	198.5	214.9	222.7	250.8	204.6	201.7	189.3	197.1	194.3	209.6	190.4	189.6
22,5°	212.8	232.7	239.1	227.0	232.3	214.9	209.2	198.9	202.4	192.1	217.7	204.6	200.3
25,0°	188.9	181.8	180.0	186.1	200.3	217.4	228.1	224.5	241.6	214.5	233.8	227.7	214.9
27,5°	180.4	192.5	208.9	217.0	225.9	230.2	243.4	233.4	258.7	229.8	233.0	209.6	210.3
30,0°	223.4	233.8	261.9	264.4	256.5	253.7	236.2	215.3	258.0	243.7	258.3	218.5	198.2
32,5°	224.5	218.5	217.7	200.0	216.7	239.1	189.6	151.2	167.9	160.8	192.5	194.3	189.6
35,0°	72.2	68.0	69.0	76.5	93.9	138.0	122.4	119.9	169.4	154.4	207.8	206.4	218.1
37,5°	82.2	94.3	127.4	148.7	170.1	189.3	213.8	209.2	227.7	215.6	250.8	232.7	228.8
40,0°	187.1	196.8	224.2	241.9	247.3	263.3	248.0	238.4	262.2	285.7	290.0	262.6	282.9
42,5°	268.3	270.4	285.3	287.5	285.3	295.3	306.7	303.8	309.9	355.1	380.7	328.8	354.0
45,0°	313.8	311.7	341.9	343.0	345.1	349.7	365.4	366.5	408.5	405.6	449.7	377.9	385.3
47,5°	341.9	355.8	408.5	418.1	428.7	416.3	429.1	412.7	450.8	447.9	474.6	405.2	396.0
50,0°	345.8	375.0	479.3	467.5	508.8	465.0	513.1	482.1	470.4	460.4	499.5	424.8	393.2
52,5°	344.4	375.0	472.9	499.9	572.1	559.3	587.1	558.2	487.8	474.6	496.7	424.8	377.5
55,0°	359.4	401.3	481.7	555.8	655.4	659.6	651.1	603.4	510.6	479.6	491.4	435.1	344.1
57,5°	364.3	436.9	523.4	618.4	746.5	756.4	705.9	629.4	542.6	489.2	474.3	410.2	322.0
60,0°	329.5	431.6	552.2	672.8	793.4	816.5	723.7	671.4	579.2	482.8	449.7	394.2	275.0
62,5°	271.5	381.8	527.3	662.8	802.7	835.4	740.4	708.4	607.7	479.6	429.8	360.1	249.1
65,0°	224.9	339.8	496.3	559.7	715.5	860.0	797.0	715.1	589.9	473.9	403.8	335.5	198.9
67,5°	211.3	338.7	476.8	538.7	676.0	877.4	818.3	657.2	591.3	445.5	367.9	302.4	180.0
70,0°	246.2	365.4	479.3	532.3	625.1	767.4	736.5	627.6	520.9	404.9	328.0	273.2	131.6
72,5°	258.0	381.1	446.2	523.7	619.8	683.5	682.8	547.9	417.3	335.5	262.6	219.2	120.6
75,0°	197.8	327.0	402.8	435.8	514.5	533.3	530.5	388.9	269.0	227.7	218.1	194.6	89.3
77,5°	149.1	227.7	250.1	290.3	323.4	309.2	292.1	207.8	175.4	164.4	160.1	159.0	91.1
80,0°	76.5	91.8	106.0	145.5	134.5	127.0	154.8	138.8	114.9	82.9	69.7	82.5	36.6
82,5°	44.5	48.4	53.0	80.8	65.8	54.8	77.6	95.7	74.0	50.9	31.0	23.1	16.0
85,0°	18.9	21.0	21.7	24.2	19.2	25.6	39.8	46.6	28.5	22.4	14.6	13.5	12.1
87,5°	12.8	13.2	13.2	14.2	15.3	16.7	21.7	18.5	17.4	14.6	11.7	11.4	10.7
90,0°	8.5	9.3	10.0	10.7	11.0	11.0	11.0	11.0	11.0	10.3	10.3	9.6	9.3
92,5°	8.5	9.3	9.6	10.3	10.3	10.7	10.3	10.3	10.3	10.0	9.6	9.6	9.3
95,0°	8.5	9.3	9.3	10.0	10.0	10.3	10.3	10.0	10.0	10.0	9.6	9.6	9.3
97,5°	8.5	8.5	9.3	9.3	9.6	10.0	10.0	9.6	9.3	9.3	9.3	9.3	9.3
100,0°	7.8	8.5	8.5	8.9	8.9	9.3	9.3	9.3	9.3	9.3	8.9	8.9	8.5
102,5°	7.1	7.8	7.8	8.2	8.2	8.5	8.5	8.5	8.2	8.5	8.5	8.5	8.5
105,0°	6.8	7.1	7.5	7.8	7.8	7.8	7.8	7.8	7.8	7.8	7.8	7.8	7.8
107,5°	6.4	6.4	7.1	7.1	7.1	7.5	7.5	7.1	7.1	7.8	7.5	7.5	7.8
110,0°	5.7	6.4	6.4	6.4	7.1	7.1	7.1	7.1	7.1	7.1	7.1	7.1	7.1
112,5°	5.7	5.7	6.0	6.4	6.4	6.8	6.8	6.8	6.8	6.4	6.4	6.4	6.4

Photometric test report

Family LANTERN CLASSIC LED	Order number: 5XA5245AF14H EAN: 4058352834411	LP number 57124_29
Table of values for luminous intensities		Maximum luminous intensity
		siteco

C-planes	65° 115°	70° 110°	75° 105°	80° 100°	85° 95°	90°	185° 355°	190° 350°	195° 345°	200° 340°	205° 335°	210° 330°	215° 325°
γ	Luminous intensity in cd/klm												
0,0°	26.9	26.9	26.9	26.9	26.9	26.9	26.9	26.9	26.9	26.9	26.9	26.9	26.9
2,5°	31.3	31.3	31.7	31.7	31.3	31.3	25.3	25.3	24.9	24.5	24.5	24.2	24.2
5,0°	44.8	45.9	47.0	46.6	45.9	45.5	29.2	28.1	27.0	26.7	26.0	25.3	25.3
7,5°	59.4	61.2	67.6	74.4	82.5	85.4	45.2	40.2	35.6	31.7	28.8	26.7	24.9
10,0°	82.5	85.4	104.6	115.6	125.2	128.8	47.7	47.7	51.6	53.4	50.5	39.1	30.2
12,5°	127.4	134.8	154.4	169.0	181.8	188.6	73.3	79.3	69.7	52.7	43.1	30.2	34.2
15,0°	165.8	164.7	181.1	210.6	224.9	229.1	85.0	68.0	60.1	60.5	55.1	55.1	68.0
17,5°	195.7	195.0	207.8	239.4	253.3	256.9	139.1	80.4	103.9	89.7	84.7	64.4	75.4
20,0°	201.0	186.8	182.2	214.5	225.9	226.3	165.8	86.1	128.1	113.1	92.2	68.7	72.2
22,5°	211.7	188.2	169.4	187.9	196.0	197.1	187.1	103.9	144.1	119.9	103.5	81.1	65.8
25,0°	223.1	213.1	204.9	232.0	234.8	232.7	173.6	80.8	143.4	142.7	122.0	104.2	72.9
27,5°	232.0	219.5	211.7	243.0	251.2	249.8	142.7	59.8	132.7	119.5	120.6	89.3	65.8
30,0°	212.4	197.5	189.3	206.4	213.1	214.9	174.0	49.1	133.1	117.8	116.7	83.6	58.7
32,5°	188.9	183.2	185.0	190.7	181.1	172.9	173.3	70.8	154.4	120.3	103.9	71.5	44.1
35,0°	226.6	197.1	195.7	228.1	240.5	244.8	86.8	53.7	94.3	75.8	65.5	43.4	35.9
37,5°	243.0	237.0	249.1	295.0	310.6	314.5	73.6	52.7	53.0	49.5	43.1	33.1	27.0
40,0°	309.2	293.5	306.3	342.6	355.8	360.1	139.8	60.1	105.7	90.4	68.0	38.8	29.2
42,5°	378.9	335.5	336.6	371.1	377.9	380.7	176.1	104.2	145.9	114.9	67.6	38.8	35.9
45,0°	411.3	343.7	367.5	383.5	389.2	391.4	229.5	131.3	179.7	126.7	56.6	37.0	42.7
47,5°	414.9	355.8	373.6	385.0	389.2	390.7	193.9	137.7	183.9	108.9	44.5	37.7	45.5
50,0°	407.7	344.1	370.4	377.1	382.1	382.8	200.0	145.5	190.7	82.9	33.4	36.3	42.3
52,5°	373.2	325.6	354.0	363.3	371.8	372.9	195.3	145.9	184.7	62.3	34.9	36.3	38.4
55,0°	345.8	301.7	327.3	339.4	353.7	357.9	190.7	166.2	163.0	48.7	32.0	37.0	35.6
57,5°	312.4	274.0	292.8	307.4	324.8	330.9	182.5	150.5	115.6	43.8	29.9	33.8	32.0
60,0°	279.7	242.3	242.3	261.2	282.9	289.6	149.4	159.0	73.3	43.4	30.6	30.6	28.8
62,5°	239.4	200.3	196.8	203.9	222.4	236.2	141.3	119.2	54.1	38.4	31.3	28.5	25.6
65,0°	199.6	160.1	150.5	150.1	161.2	166.5	98.2	97.1	55.9	39.8	32.7	28.5	24.2
67,5°	164.4	120.3	107.5	105.7	109.6	107.5	103.5	80.1	65.5	48.4	35.6	28.8	23.1
70,0°	134.1	90.4	64.4	64.4	65.8	67.6	104.2	88.2	70.1	46.6	33.8	26.7	22.1
72,5°	102.8	71.5	44.5	39.5	38.4	39.8	124.5	88.6	61.6	40.2	35.6	26.7	21.3
75,0°	76.5	42.0	31.7	27.8	26.3	26.3	80.8	69.7	52.3	39.8	37.0	27.0	21.7
77,5°	57.6	27.8	23.1	21.0	19.9	19.9	71.5	51.9	40.9	37.4	31.3	25.6	21.0
80,0°	21.0	17.4	16.7	16.0	16.4	16.4	48.7	41.3	33.1	34.2	28.5	25.3	20.6
82,5°	14.2	13.2	13.2	12.8	13.5	13.5	31.0	28.8	24.2	24.5	23.1	19.9	16.7
85,0°	12.1	11.7	11.7	11.7	12.1	12.1	16.4	16.0	19.9	21.7	19.2	16.7	13.9
87,5°	10.7	10.7	10.7	10.7	11.4	11.4	12.5	11.7	13.2	14.2	12.1	11.7	11.0
90,0°	10.0	10.0	10.0	10.0	10.0	10.0	8.2	7.8	7.8	7.1	7.1	6.8	6.4
92,5°	9.3	10.0	10.0	10.0	10.0	10.0	7.8	7.8	7.8	7.1	7.1	7.1	6.8
95,0°	9.3	9.3	9.6	10.0	10.0	10.0	7.8	7.8	7.8	7.1	7.1	7.1	6.8
97,5°	9.3	9.3	9.3	9.3	9.6	10.0	7.8	7.8	7.5	7.1	7.1	7.1	6.8
100,0°	8.9	8.9	8.9	9.3	9.3	9.3	7.5	7.1	7.1	7.1	6.8	6.4	6.4
102,5°	8.5	8.5	8.5	8.5	8.9	8.5	7.1	6.4	6.4	6.4	6.4	6.4	5.7
105,0°	7.8	8.5	8.5	8.5	8.5	8.5	6.4	6.4	6.4	6.0	5.7	5.7	5.7
107,5°	7.8	7.8	7.8	7.8	7.8	7.1	6.0	5.7	5.7	5.7	5.0	5.0	5.0
110,0°	7.1	7.1	7.5	7.1	7.5	7.1	5.7	5.0	5.0	5.0	5.0	5.0	5.0
112,5°	6.8	7.1	7.1	7.1	6.8	5.0	5.0	5.0	5.0	5.0	5.0	5.0	4.3

Photometric test report

Family LANTERN CLASSIC LED	Order number: 5XA5245AF14H EAN: 4058352834411	LP number 57124_29
Table of values for luminous intensities		Maximum luminous intensity
		siteco

C-planes	220° 320°	225° 315°	230° 310°	235° 305°	240° 300°	245° 295°	250° 290°	255° 285°	260° 280°	265° 275°	270°	Phi-zone	Total Phi-zone
γ	Luminous intensity in cd/klm											Luminous flux in lm/klm	
0,0°	26.9	26.9	26.9	26.9	26.9	26.9	26.9	26.9	26.9	26.9	26.9	0.0	0.0
2,5°	23.8	23.1	22.4	22.4	21.7	21.7	21.7	21.3	21.3	21.0	21.3	0.3	0.4
5,0°	24.5	24.2	23.1	22.4	22.1	21.7	21.7	21.3	21.3	21.0	21.3	0.8	1.1
7,5°	24.2	23.5	22.4	21.7	21.7	21.3	21.3	21.3	21.0	21.0	20.6	1.6	2.7
10,0°	24.9	23.5	22.8	21.7	21.0	21.0	20.6	20.6	20.3	20.3	19.9	3.0	5.7
12,5°	39.8	39.8	31.0	24.9	22.1	21.3	20.3	19.9	19.6	19.6	19.2	5.2	11.0
15,0°	54.4	43.4	47.0	51.2	42.3	32.0	23.5	21.7	21.0	20.3	19.9	7.9	18.9
17,5°	64.4	53.4	45.2	41.6	37.7	35.6	39.5	34.2	29.2	23.8	20.6	10.7	29.6
20,0°	59.8	51.2	43.1	43.1	42.7	39.8	36.6	32.0	26.3	31.7	37.7	12.8	42.4
22,5°	56.2	43.1	40.2	39.1	39.5	38.1	38.4	37.0	31.7	36.3	41.3	14.7	57.2
25,0°	59.8	42.0	37.7	37.7	38.1	39.1	44.1	43.4	34.9	42.7	47.0	16.9	74.1
27,5°	51.6	43.4	39.8	39.8	39.8	41.3	42.7	40.2	35.9	38.4	40.6	18.7	92.8
30,0°	48.0	45.9	42.3	40.9	40.6	39.8	41.6	40.2	33.1	35.6	37.0	20.6	113.4
32,5°	48.0	51.6	51.2	49.5	45.5	41.3	39.1	36.3	30.6	31.7	33.4	19.5	132.8
35,0°	42.0	47.7	49.5	51.2	48.7	45.5	41.3	37.4	29.9	29.5	31.3	16.7	149.5
37,5°	28.8	38.1	44.1	49.1	48.7	45.9	43.1	39.5	31.0	29.9	32.7	21.5	171.0
40,0°	26.0	26.0	31.0	37.7	43.1	43.1	43.4	40.2	33.8	36.3	41.3	29.0	200.0
42,5°	34.5	28.1	24.9	24.2	29.2	34.2	37.7	37.0	35.6	38.8	41.3	36.3	236.3
45,0°	41.3	35.2	30.2	26.0	25.6	24.9	26.0	28.5	29.5	31.3	33.4	42.9	279.2
47,5°	41.6	35.2	31.3	28.8	27.8	24.2	22.8	22.4	21.7	23.1	24.2	48.0	327.2
50,0°	38.8	34.5	30.2	27.8	25.6	24.9	22.8	21.0	18.9	18.9	19.2	52.3	379.4
52,5°	35.6	32.0	29.2	26.7	25.3	22.8	21.3	20.3	19.2	19.6	20.6	55.4	434.8
55,0°	32.4	28.8	26.7	24.5	23.8	22.8	21.3	19.6	17.4	18.1	19.2	58.6	493.4
57,5°	29.2	26.3	23.8	22.4	22.1	21.3	20.3	18.5	17.1	17.4	17.8	61.1	554.5
60,0°	26.0	23.5	21.3	20.3	20.3	19.6	18.5	17.1	16.7	17.4	17.1	61.7	616.2
62,5°	23.1	21.0	19.6	18.9	18.5	18.1	17.1	15.3	15.7	16.0	16.4	59.9	676.0
65,0°	21.3	19.2	18.1	17.4	17.1	16.4	15.7	14.2	14.9	14.9	14.2	56.4	732.4
67,5°	20.3	18.5	17.4	16.7	16.0	14.9	14.2	13.5	13.9	13.5	13.5	54.1	786.5
70,0°	19.2	17.4	16.0	15.3	14.2	13.5	12.8	12.1	12.8	12.1	12.1	50.3	836.9
72,5°	18.5	16.0	14.6	13.9	12.8	12.1	11.4	11.0	11.0	10.7	10.7	46.1	883.0
75,0°	17.8	15.3	13.2	12.1	11.4	10.7	10.0	9.6	10.0	9.6	9.3	36.8	919.8
77,5°	17.1	14.2	11.7	11.0	10.3	9.6	8.9	8.5	8.5	8.5	8.5	24.9	944.7
80,0°	16.4	13.5	11.0	9.6	8.9	8.2	7.1	7.1	7.1	7.1	7.1	13.4	958.1
82,5°	14.6	11.7	9.6	8.2	7.5	6.8	6.0	5.7	5.7	5.0	5.0	7.9	966.0
85,0°	11.4	9.6	8.2	7.1	6.0	5.7	5.0	5.0	5.0	4.3	4.3	4.3	970.3
87,5°	9.3	7.8	6.8	6.0	5.3	5.0	4.3	4.3	4.3	3.6	3.6	3.0	973.3
90,0°	6.4	6.0	5.7	5.0	5.0	4.6	4.3	4.3	3.9	3.9	3.6	2.2	975.5
92,5°	6.4	6.4	6.0	5.7	5.3	5.3	5.0	5.0	4.3	4.3	4.3	2.2	977.7
95,0°	6.4	6.4	6.0	5.7	5.7	5.3	5.0	5.0	4.6	4.3	5.0	2.2	979.9
97,5°	6.4	6.0	6.4	6.0	5.7	5.3	5.0	5.0	4.3	4.3	4.3	2.1	982.0
100,0°	6.0	6.4	5.7	5.7	5.7	5.0	5.0	5.0	4.3	4.3	4.3	2.0	984.0
102,5°	5.7	5.7	5.7	5.0	5.0	5.0	4.3	4.3	4.3	3.9	4.3	1.9	985.9
105,0°	5.3	5.0	5.0	5.0	5.0	4.3	4.3	3.9	3.6	3.6	3.6	1.7	987.6
107,5°	5.0	5.0	4.3	4.3	4.3	3.9	3.6	3.6	2.8	2.8	2.8	1.6	989.1
110,0°	4.6	4.3	4.3	4.3	3.9	3.6	3.6	2.8	2.8	2.8	2.8	1.5	990.6
112,5°	4.3	4.3	4.3	3.9	3.6	3.6	3.2	2.8	2.8	2.8	2.1	1.3	991.9

Photometric test report

Family LANTERN CLASSIC LED	Order number: 5XA5245AF14H EAN: 4058352834411	LP number 57124_29
---	--	-------------------------------------

Table of values for luminous intensities	Maximum luminous intensity	siteco
---	-----------------------------------	---------------

C-planes	0° 180°	5° 175°	10° 170°	15° 165°	20° 160°	25° 155°	30° 150°	35° 145°	40° 140°	45° 135°	50° 130°	55° 125°	60° 120°
γ	Luminous intensity in cd/klm												
115,0°	5.7	5.7	5.7	5.7	6.4	6.4	6.4	6.4	6.4	6.4	6.4	6.4	6.4
117,5°	6.0	8.2	5.7	5.7	5.7	6.0	6.0	6.0	5.7	5.7	6.0	6.4	6.4
120,0°	5.0	5.0	5.0	5.0	5.3	5.7	5.3	5.3	5.3	5.3	5.7	5.7	5.7
122,5°	4.3	5.0	5.0	5.0	5.0	5.0	5.3	5.0	5.0	5.0	5.3	5.7	5.7
125,0°	4.6	4.3	4.3	4.3	4.3	4.3	4.3	4.3	4.3	4.3	4.3	4.3	4.6
127,5°	2.8	3.2	3.2	3.2	2.8	3.6	3.2	3.6	3.2	3.6	3.6	3.6	3.6
130,0°	2.5	2.8	2.5	2.1	2.1	2.1	2.1	2.1	2.1	2.1	2.1	2.1	2.5
132,5°	2.1	2.1	2.1	2.1	2.1	2.1	2.1	2.1	2.1	2.1	2.1	2.1	2.1
135,0°	2.1	2.1	2.1	2.1	2.1	2.1	1.8	1.8	2.1	2.1	1.8	2.1	2.1
137,5°	1.4	1.4	1.4	1.4	1.4	1.4	1.4	1.4	1.4	1.4	1.4	1.4	1.4
140,0°	1.4	1.4	1.4	1.4	1.4	1.4	1.4	1.4	1.4	1.4	1.4	1.4	1.4
142,5°	1.4	0.7	0.7	0.7	0.7	0.7	0.7	0.7	0.7	0.7	0.7	0.7	0.7
145,0°	0.7	0.7	0.7	0.7	0.7	0.7	0.7	0.7	0.7	0.7	0.7	0.7	0.7
147,5°	0.7	0.7	0.7	0.7	0.7	0.7	0.7	0.7	0.7	0.7	0.7	0.7	0.7
150,0°	0.0	0.0	0.0	0.0	0.0	0.0	0.0	0.0	0.0	0.0	0.0	0.0	0.0
165,0°	0.0	0.0	0.0	0.0	0.0	0.0	0.0	0.0	0.0	0.0	0.0	0.0	0.0
180,0°	0.0	0.0	0.0	0.0	0.0	0.0	0.0	0.0	0.0	0.0	0.0	0.0	0.0

Photometric test report

Family LANTERN CLASSIC LED	Order number: 5XA5245AF14H EAN: 4058352834411	LP number 57124_29
		siteco

C-planes	65° 115°	70° 110°	75° 105°	80° 100°	85° 95°	90°	185° 355°	190° 350°	195° 345°	200° 340°	205° 335°	210° 330°	215° 325°
γ	Luminous intensity in cd/klm												
115,0°	6.4	6.4	6.8	7.1	5.7	2.8	5.0	5.0	5.0	4.6	4.3	4.3	4.3
117,5°	6.4	6.4	6.4	6.4	5.0	2.8	5.0	5.0	4.3	4.3	4.3	4.3	4.3
120,0°	5.7	5.7	5.7	5.7	4.3	2.1	4.3	4.3	4.3	4.3	4.3	4.3	3.6
122,5°	5.7	5.7	5.7	5.7	3.6	1.4	4.3	4.3	4.3	3.9	3.6	3.6	3.6
125,0°	5.0	5.0	5.0	5.0	2.8	1.4	3.6	3.6	3.6	3.6	3.6	3.6	3.6
127,5°	3.6	3.6	3.6	3.6	2.1	1.4	2.8	2.8	2.8	2.8	2.8	2.8	2.8
130,0°	2.5	2.5	2.1	2.1	1.4	1.4	2.5	2.1	2.8	2.1	2.1	2.1	2.1
132,5°	2.1	2.1	2.1	2.1	1.4	0.7	2.1	2.1	2.1	2.1	2.1	2.1	2.1
135,0°	2.1	2.1	1.8	1.4	1.1	0.7	2.1	2.1	2.1	2.1	2.1	2.1	2.1
137,5°	1.4	1.4	1.4	1.4	0.7	0.7	1.8	1.8	1.8	1.4	1.8	1.8	2.1
140,0°	1.1	1.4	1.4	0.7	0.7	0.7	1.4	1.4	1.4	1.4	1.4	1.4	1.4
142,5°	0.7	0.7	0.7	0.7	0.7	0.7	1.4	1.1	1.4	1.4	1.4	1.4	1.4
145,0°	0.7	0.7	0.7	0.7	0.7	0.7	0.7	0.7	0.7	0.7	1.4	0.7	1.4
147,5°	0.7	0.7	0.7	0.7	0.7	0.7	0.7	0.7	0.7	0.7	0.7	0.7	1.1
150,0°	0.0	0.0	0.0	0.0	0.0	0.0	0.0	0.0	0.0	0.0	0.0	0.0	0.0
165,0°	0.0	0.0	0.0	0.0	0.0	0.0	0.0	0.0	0.0	0.0	0.0	0.0	0.0
180,0°	0.0	0.0	0.0	0.0	0.0	0.0	0.0	0.0	0.0	0.0	0.0	0.0	0.0

C-planes	220° 320°	225° 315°	230° 310°	235° 305°	240° 300°	245° 295°	250° 290°	255° 285°	260° 280°	265° 275°	270°	Phi-zone	Total Phi-zone
γ	Luminous intensity in cd/klm											Luminous flux in lm/klm	
115,0°	4.3	4.3	4.3	3.9	3.6	3.6	3.2	2.8	2.8	2.5	2.1	1.3	993.2
117,5°	4.3	4.3	3.6	3.6	3.6	3.6	2.8	2.8	2.8	2.1	2.1	1.2	994.4
120,0°	3.6	3.6	3.6	3.6	3.6	2.8	2.8	2.8	2.1	2.1	2.1	1.0	995.4
122,5°	3.6	3.6	3.6	3.6	3.2	2.8	2.8	2.8	2.1	1.8	1.4	1.0	996.4
125,0°	3.6	2.8	2.8	2.8	2.8	2.8	2.5	2.1	2.1	1.8	1.4	0.8	997.2
127,5°	2.8	2.8	2.8	2.8	2.5	2.5	2.1	2.1	1.8	1.4	1.4	0.6	997.9
130,0°	2.1	2.1	2.1	2.1	2.1	2.1	2.1	2.1	1.4	1.4	1.4	0.5	998.3
132,5°	2.1	2.1	2.1	2.1	2.1	2.1	2.1	2.1	1.4	1.4	1.4	0.4	998.7
135,0°	2.1	2.1	2.1	2.1	2.1	2.1	2.1	1.4	1.4	1.4	1.4	0.4	999.1
137,5°	1.8	1.8	1.8	1.8	1.4	1.4	1.4	1.4	1.4	1.4	1.4	0.3	999.4
140,0°	1.4	1.4	1.4	1.4	1.4	1.4	1.4	1.4	1.1	1.4	0.7	0.2	999.6
142,5°	1.4	1.4	1.4	1.4	1.4	1.4	1.1	1.1	1.1	0.7	0.7	0.2	999.8
145,0°	1.4	1.4	1.4	1.4	1.4	1.4	1.1	0.7	0.7	0.7	0.7	0.1	999.9
147,5°	1.1	1.1	0.7	0.7	1.1	0.7	0.7	0.7	0.7	0.7	0.7	0.1	1000.0
150,0°	0.0	0.0	0.0	0.0	0.0	0.0	0.0	0.0	0.0	0.0	0.0	0.0	1000.0
165,0°	0.0	0.0	0.0	0.0	0.0	0.0	0.0	0.0	0.0	0.0	0.0	0.0	1000.0
180,0°	0.0	0.0	0.0	0.0	0.0	0.0	0.0	0.0	0.0	0.0	0.0	0.0	1000.0

Photometric test report

Family LANTERN CLASSIC LED	Order number: 5XA5245AF14H EAN: 4058352834411	LP number 57124_29
---	--	-------------------------------------

Dimming levels table	environmental temperature: 25°C	siteco
-----------------------------	---------------------------------	---------------

Luminous flux %	Dimming level linear	Dimming level logarithmic	Luminous flux [lm]	Power consumption [W]	Power consumption [W]	Power consumption [W]
				start of lifetime	end of lifetime	average
100	254	254	1380	12.9	13.3	13.1
95	241	252	1309	12.2	12.6	12.4
90	229	250	1244	11.5	11.9	11.7
85	216	248	1174	10.7	11.1	10.9
80	203	246	1103	10.1	10.5	10.3
75	190	243	1032	9.4	9.8	9.6
70	178	241	967	8.9	9.1	9.0
65	165	238	896	8.2	8.4	8.3
60	152	235	826	7.6	7.8	7.7
55	140	232	761	7.0	7.2	7.1
50	127	229	690	6.4	6.6	6.5
45	114	225	619	5.8	6.0	5.9
40	102	221	554	5.3	5.4	5.4
35	89	216	484	4.8	4.9	4.8
30	76	210	413	4.3	4.3	4.3
25	63	203	342	3.7	3.8	3.8
24	60	201	326	3.5	3.7	3.6