
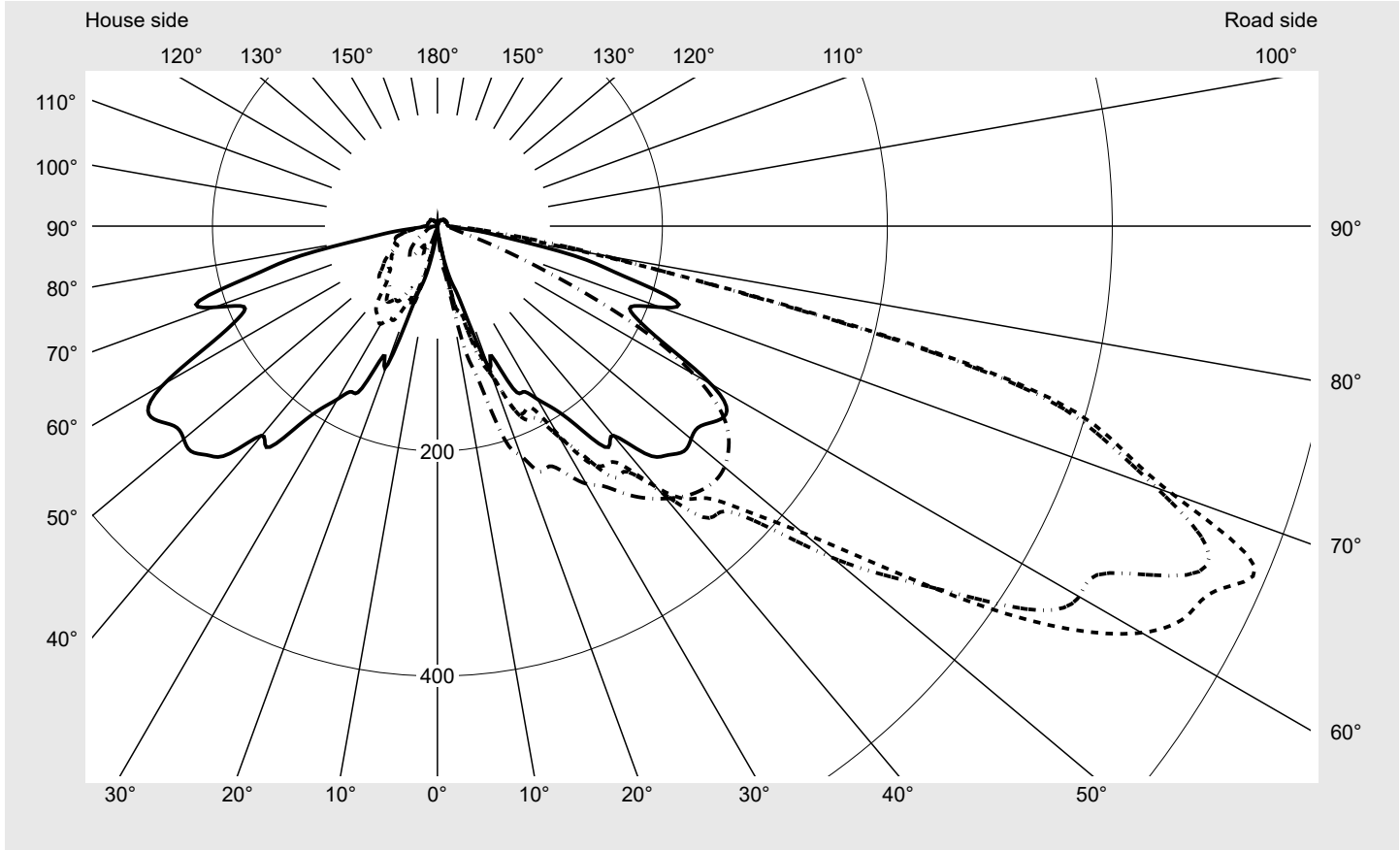


Photometric test report

Family CITY-LIGHT 120 LED	Order number: 5XA5285MF14H EAN: 4058352835555	LP number 57138_80
	Version post-top- or mounting to wall arm Optic asymmetric, wide distribution (ST1.2a) Cover cover transparent, PMMA Lamps LED 2700 K CRI ≥ 70 Controlgear ECG SITECO iQ Rated values Net luminous flux = 1540 lm Power consumption = 11.8 W Luminous efficacy = 130.5 lm/W	serial documentation 21.11.2022



Luminous intensity in cd/klm C180-0 C205-25 C210-30 C270-90 **Imax: 786 cd/klm**



Luminaire output ratios	
Eta	100.0%
Eta 0° - 90°	95.9%
Eta 90° - 180°	4.1%

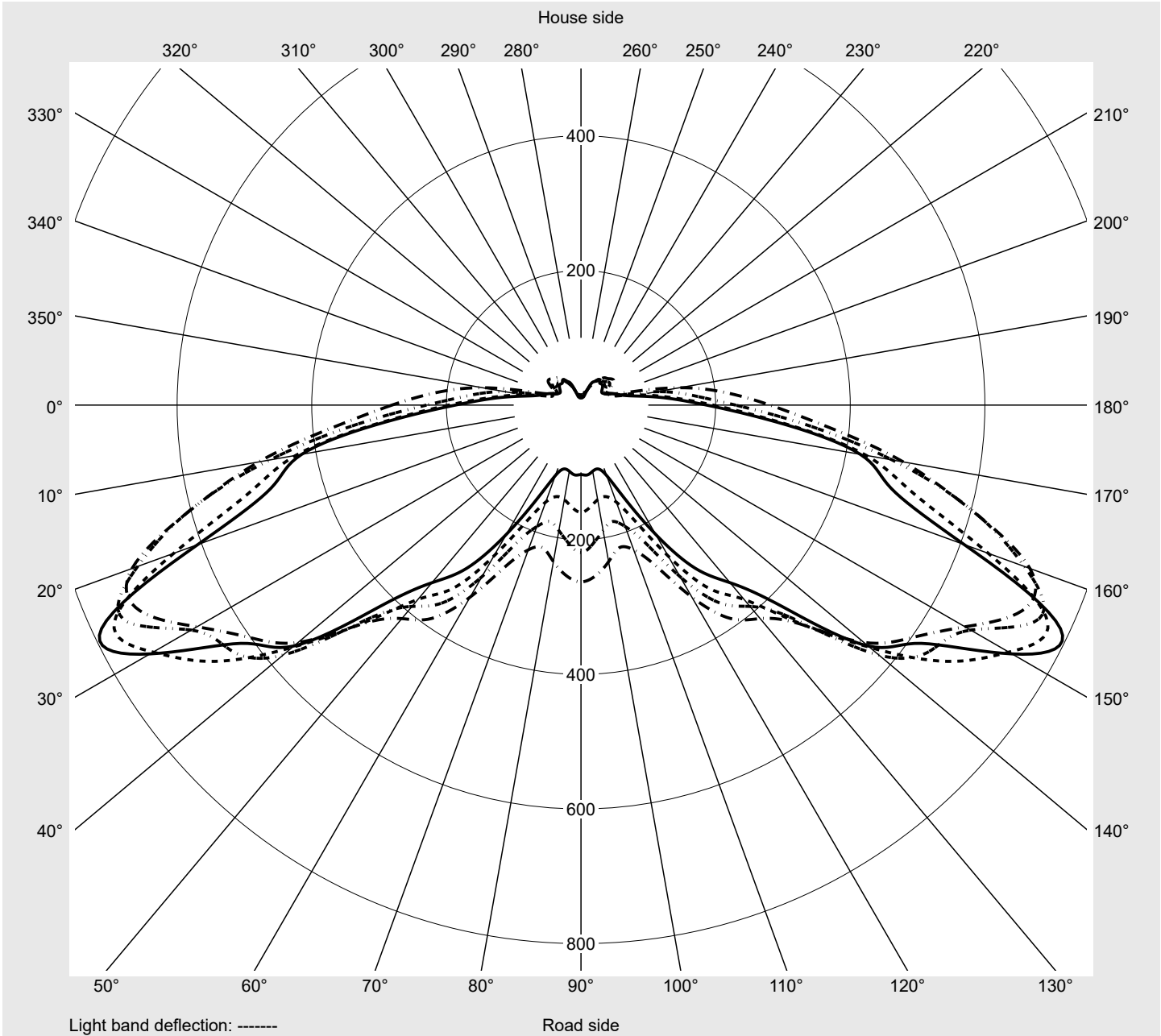
Luminous intensity class acc. to EN13201-2	
Class:	G2
Imax 70°	694.6
Imax 80°	148.0
Imax 90°	10.7
Imax >90°	10.1
Imax >95°	9.4

Measurement conditions
DIN EN 13032 and DIN 5032

Photometric test report

Family CITY-LIGHT 120 LED	Order number: 5XA5285MF14H EAN: 4058352835555	LP number 57138_80
--	--	-------------------------------------

Envelope curve in cd/klm **KMK 67.5°** **KMK 65°** **KMK 62.5°** **KMK 60°** **siteco**



Photometric test report

Family CITY-LIGHT 120 LED	Order number: 5XA5285MF14H EAN: 4058352835555	LP number 57138_80
--	--	-------------------------------------



Table of values for luminous intensities Maximum luminous intensity


C-planes	0° 180°	5° 175°	10° 170°	15° 165°	20° 160°	25° 155°	30° 150°	35° 145°	40° 140°	45° 135°	50° 130°	55° 125°	60° 120°
γ	Luminous intensity in cd/klm												
0,0°	1.8	1.8	1.8	1.8	1.8	1.8	1.8	1.8	1.8	1.8	1.8	1.8	1.8
2,5°	1.6	1.3	1.3	1.9	1.9	1.9	1.9	1.9	1.9	2.2	2.2	2.2	2.2
5,0°	3.1	3.5	3.8	4.1	4.4	5.0	5.4	6.0	6.0	6.3	6.6	7.6	8.5
7,5°	12.3	14.2	16.1	15.4	13.9	12.0	11.3	12.0	12.6	13.9	17.3	21.4	27.4
10,0°	23.9	23.9	23.0	22.7	23.9	24.2	23.0	21.7	27.7	37.2	45.7	54.8	56.0
12,5°	41.2	49.1	48.8	58.9	56.0	72.7	76.5	71.2	78.1	77.8	69.9	73.1	76.2
15,0°	55.4	50.7	53.2	61.4	68.6	76.5	81.9	84.1	85.6	100.1	109.6	113.0	120.6
17,5°	78.7	92.9	88.5	94.8	90.1	111.2	121.2	128.8	135.1	133.5	148.0	137.3	142.0
20,0°	133.2	150.8	156.5	148.3	137.3	137.3	141.4	141.1	145.2	166.3	170.7	171.6	179.2
22,5°	124.4	138.5	160.6	177.9	170.7	174.4	174.1	163.1	153.3	155.9	179.2	179.8	188.3
25,0°	159.3	147.7	162.5	164.1	173.2	182.6	190.2	193.3	183.9	178.5	189.2	199.9	209.7
27,5°	165.9	173.2	197.1	200.6	184.2	182.3	193.0	200.6	206.2	204.0	211.9	211.3	224.5
30,0°	177.6	185.2	211.3	222.9	211.9	212.5	216.6	225.8	233.0	249.1	245.0	235.2	246.6
32,5°	192.4	194.6	231.8	233.0	242.8	248.1	241.8	238.4	244.7	259.8	279.3	275.2	267.6
35,0°	217.6	222.0	243.7	245.0	245.6	259.5	273.0	276.8	272.7	277.7	297.9	319.0	297.9
37,5°	248.1	256.0	277.7	274.9	269.2	266.4	274.9	296.3	313.9	305.1	323.7	354.6	333.5
40,0°	243.1	253.8	271.4	283.4	287.8	303.2	307.6	315.5	332.8	356.4	348.6	363.1	363.1
42,5°	274.9	269.5	282.1	290.3	302.6	329.1	351.4	356.4	348.6	381.6	383.2	376.0	381.6
45,0°	288.1	282.4	312.7	327.8	334.4	342.6	358.6	393.0	393.6	401.8	406.2	397.4	392.3
47,5°	296.6	302.9	363.7	376.3	390.8	376.6	393.3	417.8	434.5	426.7	423.2	419.1	398.0
50,0°	294.4	314.9	415.3	418.8	448.1	424.1	458.8	475.8	444.3	446.2	434.5	421.3	391.7
52,5°	293.2	326.5	423.8	445.9	507.3	495.3	514.2	524.0	464.1	444.3	437.1	427.9	386.7
55,0°	302.3	339.1	421.0	484.9	575.3	586.3	573.1	548.8	497.2	459.1	436.1	427.9	377.2
57,5°	305.1	375.3	456.9	550.1	659.7	666.9	635.7	569.6	524.3	460.7	431.7	418.5	359.6
60,0°	280.9	366.8	486.2	599.2	709.7	723.0	658.7	601.7	548.5	459.7	414.1	387.0	329.4
62,5°	229.5	336.3	469.5	600.5	700.9	751.0	668.5	635.1	577.8	450.9	390.5	358.6	294.4
65,0°	196.5	298.5	430.1	513.6	643.9	765.2	734.0	663.8	559.9	457.8	376.9	332.8	258.8
67,5°	186.7	292.8	421.3	476.7	605.8	785.9	739.3	617.2	556.7	423.8	344.5	296.0	221.7
70,0°	211.0	319.0	422.3	474.5	573.7	694.6	680.5	580.0	494.4	385.1	313.9	267.0	184.2
72,5°	222.6	340.4	404.0	461.6	557.0	627.6	616.2	519.2	393.3	313.9	258.8	217.0	148.6
75,0°	171.0	287.5	351.1	397.4	487.8	524.0	513.6	380.7	274.6	219.8	211.0	186.7	130.7
77,5°	130.7	200.6	227.7	263.2	303.5	291.9	283.7	207.5	167.2	147.1	168.1	160.6	115.6
80,0°	71.2	84.4	109.6	140.8	137.6	136.3	148.0	137.0	112.1	84.1	84.7	80.0	47.9
82,5°	42.2	46.6	54.2	74.6	66.1	53.2	75.6	92.6	78.1	49.4	33.7	23.3	17.0
85,0°	18.6	21.1	22.7	25.2	19.2	24.6	38.7	44.7	32.4	21.1	14.2	12.9	12.0
87,5°	13.9	13.2	13.2	13.5	13.2	15.7	20.8	18.6	17.0	13.5	11.3	11.0	10.7
90,0°	10.1	10.1	10.1	10.4	10.4	10.4	10.4	10.7	10.4	10.1	10.1	10.1	10.1
92,5°	9.4	9.4	9.8	9.8	9.8	10.1	10.1	10.1	9.8	10.1	9.8	9.8	9.8
95,0°	9.1	9.4	9.4	9.8	9.8	9.8	9.8	9.8	9.8	9.8	9.8	9.8	9.4
97,5°	8.8	9.1	9.4	9.4	9.4	9.4	9.4	9.4	9.4	9.4	9.4	9.4	9.4
100,0°	8.8	8.8	9.4	9.4	9.4	9.4	9.4	9.4	9.4	9.4	9.4	9.4	9.4
102,5°	8.8	8.8	9.4	9.1	9.4	9.4	9.4	9.4	9.4	9.4	9.4	9.4	9.4
105,0°	8.8	8.8	8.8	9.4	9.4	9.4	9.1	9.4	9.4	9.1	9.4	9.1	9.4
107,5°	8.8	8.8	8.8	9.1	9.1	9.1	9.1	9.1	9.1	9.1	9.1	9.1	9.1
110,0°	8.8	8.8	8.8	8.8	8.8	8.8	9.1	8.8	8.8	9.1	8.8	8.8	8.8
112,5°	8.5	8.5	8.8	8.8	8.8	8.8	8.8	8.8	8.8	8.8	8.8	8.8	8.8

Photometric test report

Family CITY-LIGHT 120 LED	Order number: 5XA5285MF14H EAN: 4058352835555	LP number 57138_80
Table of values for luminous intensities		Maximum luminous intensity
		siteco

C-planes	65° 115°	70° 110°	75° 105°	80° 100°	85° 95°	90°	185° 355°	190° 350°	195° 345°	200° 340°	205° 335°	210° 330°	215° 325°
γ	Luminous intensity in cd/klm												
0,0°	1.8	1.8	1.8	1.8	1.8	1.8	1.8	1.8	1.8	1.8	1.8	1.8	1.8
2,5°	2.2	2.5	2.5	2.2	2.2	2.5	1.6	1.6	1.6	1.9	1.6	1.6	1.9
5,0°	8.8	8.8	8.8	9.1	9.1	8.8	3.1	2.5	2.5	2.2	2.2	2.2	2.2
7,5°	26.8	29.6	32.1	34.0	34.6	35.9	10.1	7.6	5.7	4.7	3.5	3.5	2.8
10,0°	54.8	54.8	54.2	52.9	52.0	51.6	22.7	23.6	21.7	18.9	13.2	8.5	5.0
12,5°	84.4	95.7	99.2	105.2	107.4	111.5	33.1	29.0	24.9	22.0	24.6	27.4	25.5
15,0°	126.6	138.9	137.6	138.9	137.9	142.3	66.8	61.7	67.4	63.0	53.5	40.0	31.8
17,5°	143.3	158.7	171.0	183.9	192.1	199.0	74.0	69.0	75.6	72.7	75.3	66.1	56.4
20,0°	178.9	184.2	194.3	206.2	211.6	217.3	110.2	93.8	91.6	89.7	69.3	66.8	60.5
22,5°	200.3	208.5	211.0	222.9	228.9	236.2	96.7	92.3	89.7	88.2	79.7	59.8	46.3
25,0°	217.3	219.8	225.1	231.4	232.7	235.5	123.1	123.4	117.5	121.2	92.3	66.8	48.2
27,5°	241.8	244.0	240.6	246.2	247.8	248.1	126.9	109.9	95.4	99.5	92.3	75.3	54.8
30,0°	265.1	262.3	256.6	259.5	262.6	264.5	143.0	138.5	120.3	123.4	100.4	75.6	48.8
32,5°	284.3	282.8	271.4	273.6	274.9	273.9	154.9	143.0	125.6	112.1	97.6	80.0	59.2
35,0°	302.6	305.8	291.6	286.2	288.4	290.3	183.3	152.7	130.7	127.5	94.1	78.7	69.6
37,5°	322.8	325.9	304.8	300.1	302.9	304.8	199.0	168.5	141.1	129.1	89.1	70.5	72.1
40,0°	343.5	334.1	311.7	310.5	313.0	316.1	211.3	184.8	149.3	129.7	77.1	67.1	73.1
42,5°	361.5	340.7	317.1	317.4	321.5	325.6	238.7	193.3	155.9	120.3	66.1	65.8	74.6
45,0°	377.5	342.3	322.1	324.3	329.1	331.9	273.0	209.4	157.4	109.3	62.0	69.3	77.5
47,5°	377.5	337.9	325.6	326.8	331.3	335.0	279.6	212.2	159.3	93.2	56.7	69.9	78.7
50,0°	364.3	330.9	320.2	324.3	329.7	333.1	281.8	218.2	155.2	80.0	56.7	67.4	75.6
52,5°	346.4	312.0	309.5	316.1	322.4	326.2	281.8	211.6	150.2	63.3	53.2	62.0	69.6
55,0°	324.0	290.0	288.4	299.1	309.5	314.9	285.3	211.6	135.1	58.3	49.8	58.3	67.7
57,5°	294.4	260.4	260.4	273.3	287.2	294.7	264.2	182.9	102.3	52.0	48.2	54.5	64.2
60,0°	263.9	228.9	219.5	236.2	254.1	262.6	215.1	148.6	74.6	49.4	43.5	48.5	59.2
62,5°	225.5	192.1	179.2	189.2	206.6	219.2	165.9	114.6	52.9	45.3	40.9	41.9	51.6
65,0°	189.9	153.3	140.8	142.6	152.4	159.3	132.3	87.2	52.0	45.0	39.4	38.7	45.0
67,5°	152.7	111.5	98.2	99.8	104.2	103.3	124.4	78.4	59.5	50.1	40.6	36.2	37.8
70,0°	122.8	85.3	63.0	61.4	64.2	64.2	141.4	85.3	66.4	51.0	40.9	37.2	36.2
72,5°	95.7	66.4	39.7	36.2	36.2	38.4	135.4	81.6	60.8	46.6	42.2	38.7	35.6
75,0°	74.0	45.7	29.0	24.9	23.9	23.9	86.9	63.9	50.7	39.0	38.7	38.1	33.4
77,5°	55.7	24.9	20.8	18.6	17.6	17.6	67.1	49.4	42.8	35.6	32.7	33.7	28.3
80,0°	26.1	16.1	15.1	15.1	14.5	14.5	49.1	40.6	37.2	32.1	28.0	27.7	21.7
82,5°	13.2	12.0	12.0	12.0	12.3	12.0	31.2	29.9	28.3	23.9	22.0	21.1	17.0
85,0°	11.0	10.7	10.7	10.7	10.7	10.7	17.3	19.2	22.0	21.7	18.9	16.4	13.9
87,5°	10.1	10.1	10.1	10.1	10.1	10.1	13.9	15.1	15.4	14.5	12.9	11.7	10.4
90,0°	9.8	9.8	9.4	9.4	9.4	9.4	9.4	9.1	8.8	8.2	7.6	7.6	6.9
92,5°	9.8	9.4	9.4	9.4	9.4	9.4	8.8	8.8	8.2	7.9	7.6	6.9	6.6
95,0°	9.4	9.4	9.4	9.4	9.4	9.4	8.8	8.2	8.2	7.6	7.6	6.9	6.3
97,5°	9.4	9.4	9.4	9.4	9.4	9.4	8.8	8.2	7.9	7.6	6.9	6.9	6.3
100,0°	9.4	9.4	9.4	9.1	9.4	8.8	8.8	8.2	8.2	7.6	6.9	6.9	6.3
102,5°	9.4	9.1	9.1	9.1	8.8	8.2	8.8	8.2	7.9	7.6	6.9	6.9	6.3
105,0°	9.1	8.8	9.1	8.8	8.8	7.6	8.2	8.2	7.9	7.6	6.9	6.9	6.3
107,5°	8.8	8.8	8.8	8.8	8.8	6.9	8.2	8.2	7.6	7.6	6.9	6.9	6.3
110,0°	8.8	8.8	8.8	8.8	8.2	6.9	8.2	8.2	7.6	7.6	6.9	6.9	6.3
112,5°	8.8	8.8	8.8	8.8	7.9	6.3	8.2	8.2	7.6	7.6	6.9	6.9	6.3

Photometric test report

Family CITY-LIGHT 120 LED	Order number: 5XA5285MF14H EAN: 4058352835555	LP number 57138_80
Table of values for luminous intensities		Maximum luminous intensity
		

C-planes	220° 320°	225° 315°	230° 310°	235° 305°	240° 300°	245° 295°	250° 290°	255° 285°	260° 280°	265° 275°	270°	Phi-zone	Total Phi-zone
γ	Luminous intensity in cd/klm											Luminous flux in lm/klm	
0,0°	1.8	1.8	1.8	1.8	1.8	1.8	1.8	1.8	1.8	1.8	1.8	0.0	0.0
2,5°	1.9	2.2	2.2	2.2	2.2	2.2	2.2	1.9	1.9	1.9	1.9	0.0	0.0
5,0°	2.2	2.2	2.2	2.2	2.2	2.2	2.2	1.9	1.9	1.6	1.9	0.1	0.1
7,5°	2.8	2.5	2.2	2.5	2.2	2.2	2.2	1.9	1.9	1.9	1.9	0.4	0.6
10,0°	3.8	3.1	2.8	2.5	2.2	2.2	2.2	1.9	1.9	1.9	1.9	1.1	1.7
12,5°	18.9	11.7	6.3	3.8	3.1	2.8	2.2	1.9	2.2	1.9	1.9	2.7	4.4
15,0°	23.3	26.8	25.2	22.7	16.7	7.6	3.8	2.8	2.2	2.2	1.9	4.6	9.0
17,5°	37.8	26.1	16.4	16.1	15.7	15.1	10.4	12.0	7.9	3.8	2.5	7.1	16.1
20,0°	36.2	27.7	23.9	22.4	20.2	13.2	6.9	10.1	15.7	18.3	17.0	10.0	26.1
22,5°	29.9	23.3	22.0	19.2	18.9	18.3	17.3	17.9	17.6	17.0	17.6	11.9	38.0
25,0°	29.6	20.8	18.3	18.3	18.3	18.3	18.9	19.5	23.9	27.1	27.7	14.5	52.5
27,5°	32.1	25.8	22.0	20.5	19.5	20.2	23.0	21.7	20.8	23.0	25.8	16.9	69.4
30,0°	35.0	31.8	27.1	23.9	21.4	22.7	26.8	25.8	23.6	23.6	22.7	20.3	89.7
32,5°	53.5	45.3	33.1	26.5	23.0	23.3	24.6	23.3	21.1	22.0	21.4	23.5	113.2
35,0°	72.1	60.8	48.5	40.9	35.3	31.2	28.0	27.1	22.7	22.4	20.8	27.5	140.7
37,5°	77.1	65.5	56.0	50.1	44.1	40.9	38.1	33.7	29.0	28.3	27.1	31.7	172.5
40,0°	77.5	66.4	57.0	50.7	45.7	41.2	40.6	38.4	35.9	37.2	35.9	35.3	207.7
42,5°	77.5	66.4	58.3	52.3	48.2	43.1	41.2	38.4	36.2	37.5	36.5	39.0	246.7
45,0°	80.3	68.6	59.2	52.6	46.9	42.2	39.4	37.2	34.6	35.9	34.6	42.9	289.6
47,5°	80.9	70.5	60.8	53.8	46.9	41.2	38.1	34.3	32.1	33.4	32.7	46.8	336.5
50,0°	77.1	67.7	58.3	52.3	45.3	38.7	35.6	32.7	29.9	30.5	30.2	50.4	386.9
52,5°	72.7	65.8	56.7	50.4	43.8	36.2	32.7	29.6	27.4	27.4	27.1	53.2	440.1
55,0°	70.2	64.9	56.7	49.1	41.2	33.4	29.3	26.1	24.2	24.2	23.9	56.1	496.2
57,5°	65.8	60.8	55.7	46.6	39.4	30.5	25.2	23.0	21.7	21.1	20.8	58.5	554.7
60,0°	60.1	55.7	52.9	44.7	37.5	29.6	21.7	19.5	18.3	18.3	17.6	58.7	613.4
62,5°	53.2	49.4	46.9	46.3	37.8	30.9	18.6	16.7	15.7	15.4	14.5	56.9	670.2
65,0°	45.7	46.9	42.5	45.7	39.4	31.8	17.0	14.5	13.2	13.2	12.6	54.1	724.4
67,5°	41.9	43.8	43.1	46.3	40.6	34.6	16.7	12.3	11.0	11.3	10.7	51.5	775.9
70,0°	39.7	38.1	42.8	43.8	40.3	29.9	17.6	11.0	10.1	10.1	10.1	48.5	824.4
72,5°	35.3	34.6	38.4	38.7	38.1	23.9	17.9	10.7	8.8	8.8	8.8	44.1	868.5
75,0°	32.1	31.5	31.5	30.5	25.8	15.4	13.5	9.8	8.2	7.6	8.2	36.1	904.6
77,5°	25.5	23.9	22.4	23.9	17.0	10.1	8.5	7.6	7.2	6.3	6.3	24.2	928.8
80,0°	18.6	16.4	14.5	15.1	12.9	10.4	8.8	6.9	6.0	5.7	5.7	13.7	942.5
82,5°	14.8	12.0	11.0	10.4	9.8	9.8	7.6	6.3	5.0	5.0	4.4	7.9	950.3
85,0°	11.3	9.8	8.2	7.6	7.2	7.2	5.7	5.0	5.0	4.4	4.4	4.3	954.7
87,5°	9.4	7.9	6.9	6.3	6.0	5.4	4.4	4.4	4.4	4.1	3.8	3.0	957.7
90,0°	6.3	6.3	5.7	5.4	5.0	4.4	4.4	4.4	3.8	3.8	3.8	2.2	959.9
92,5°	6.3	6.0	5.7	5.0	5.0	4.4	4.4	4.4	3.8	3.8	3.8	2.2	962.1
95,0°	6.3	5.7	5.7	5.0	5.0	4.4	4.4	4.4	3.8	3.8	3.8	2.1	964.2
97,5°	6.3	5.7	5.7	5.0	5.0	4.4	4.4	4.4	3.8	3.8	3.8	2.1	966.3
100,0°	6.3	5.7	5.7	5.0	5.0	4.4	4.4	4.4	3.8	3.8	3.8	2.1	968.4
102,5°	6.3	5.7	5.7	5.0	5.0	4.4	4.4	4.1	3.8	3.8	3.8	2.0	970.4
105,0°	6.3	5.7	5.7	5.0	5.0	4.4	4.4	4.4	3.8	3.8	3.1	2.0	972.4
107,5°	6.3	5.7	5.7	5.0	5.0	4.7	4.4	4.1	3.8	3.8	3.1	1.9	974.3
110,0°	6.3	5.7	5.7	5.0	5.0	4.7	4.4	4.4	4.1	3.8	3.1	1.9	976.2
112,5°	6.0	5.7	5.7	5.0	5.0	4.4	4.4	4.4	3.8	3.5	2.5	1.8	978.1

Photometric test report

Family CITY-LIGHT 120 LED	Order number: 5XA5285MF14H EAN: 4058352835555	LP number 57138_80
-------------------------------------	--	------------------------------

Table of values for luminous intensities	Maximum luminous intensity	siteco
---	-----------------------------------	---------------

C-planes	0° 180°	5° 175°	10° 170°	15° 165°	20° 160°	25° 155°	30° 150°	35° 145°	40° 140°	45° 135°	50° 130°	55° 125°	60° 120°
γ	Luminous intensity in cd/klm												
115,0°	8.2	8.8	8.8	8.8	8.8	8.8	8.8	8.8	8.8	8.8	8.8	8.8	8.8
117,5°	8.2	8.5	8.8	8.8	8.8	8.8	8.8	8.8	8.8	8.8	8.8	8.8	8.8
120,0°	8.2	8.2	8.2	8.5	8.8	8.8	8.8	8.8	8.8	8.8	8.8	8.8	8.8
122,5°	8.2	8.2	8.2	8.5	8.5	8.5	8.8	8.5	8.5	8.8	8.8	8.5	8.8
125,0°	8.2	8.2	8.2	8.2	8.2	8.2	8.2	8.2	8.2	8.2	8.2	8.2	8.2
127,5°	7.9	8.2	8.2	8.2	8.2	8.2	8.2	8.2	8.2	8.2	8.2	8.2	8.2
130,0°	7.6	7.6	7.9	8.2	8.2	8.2	8.2	8.2	8.2	8.2	8.2	8.2	8.2
132,5°	7.6	7.6	7.6	8.2	8.2	8.2	7.9	8.2	8.2	8.2	8.2	7.9	7.9
135,0°	8.2	7.6	7.6	7.6	7.6	7.6	7.6	7.6	7.6	7.6	7.6	7.6	7.6
137,5°	7.2	7.6	7.6	7.6	7.6	7.6	7.6	7.6	7.6	7.6	7.6	7.6	7.6
140,0°	6.9	6.9	6.9	6.9	7.2	7.6	7.6	7.6	7.6	7.6	7.6	7.6	7.2
142,5°	6.3	6.9	6.9	6.9	6.9	6.9	6.9	6.9	6.9	6.9	6.9	6.9	6.9
145,0°	6.3	6.3	6.3	6.3	6.9	6.9	6.9	6.9	6.9	6.9	6.9	6.9	6.9
147,5°	6.3	6.3	6.3	6.3	6.3	6.3	6.3	6.3	6.3	6.3	6.3	6.3	6.3
150,0°	5.7	5.7	6.0	6.3	6.3	6.3	6.3	6.3	6.3	6.3	6.3	6.3	6.3
165,0°	3.1	3.1	3.1	3.1	3.1	3.1	3.1	3.5	3.5	3.8	3.1	3.1	3.1
180,0°	0.0	0.0	0.0	0.0	0.0	0.0	0.0	0.0	0.0	0.0	0.0	0.0	0.0

Photometric test report

Family CITY-LIGHT 120 LED	Order number: 5XA5285MF14H EAN: 4058352835555	LP number 57138_80
		siteco

C-planes	65° 115°	70° 110°	75° 105°	80° 100°	85° 95°	90°	185° 355°	190° 350°	195° 345°	200° 340°	205° 335°	210° 330°	215° 325°
γ	Luminous intensity in cd/klm												
115,0°	8.8	8.8	8.8	8.8	6.9	4.4	8.2	8.2	7.6	7.6	6.9	6.9	6.3
117,5°	8.8	8.8	8.8	8.5	6.0	2.5	8.2	7.9	7.6	7.6	6.9	6.9	6.3
120,0°	8.5	8.5	8.8	8.2	5.0	2.5	8.2	8.2	7.6	7.6	6.9	6.9	6.3
122,5°	8.5	8.2	8.5	8.2	4.7	2.5	8.2	7.9	7.6	7.6	6.9	6.9	6.3
125,0°	8.2	8.2	8.2	7.9	4.1	2.5	7.9	7.6	7.6	7.6	6.9	6.9	6.3
127,5°	8.2	8.2	8.2	7.6	4.1	2.5	7.6	7.6	7.6	7.2	6.9	6.9	6.3
130,0°	8.2	8.2	8.2	7.2	4.1	2.5	7.6	7.6	7.2	6.9	6.9	6.3	6.3
132,5°	7.6	7.9	7.6	6.3	3.8	2.5	7.6	7.2	6.9	6.9	6.9	6.3	6.3
135,0°	7.6	7.6	7.6	6.0	3.5	2.5	7.6	6.9	6.9	6.9	6.9	6.3	6.3
137,5°	7.6	7.6	7.2	5.4	3.1	2.5	6.9	6.9	6.9	6.3	6.3	6.3	6.0
140,0°	6.9	7.2	6.9	5.0	3.1	2.5	6.9	6.9	6.3	6.3	6.3	6.0	5.7
142,5°	6.9	6.9	6.3	4.4	3.1	2.5	6.3	6.3	6.3	6.3	6.0	5.7	5.7
145,0°	6.9	6.6	5.7	4.1	3.1	2.5	6.3	6.3	5.7	5.7	5.7	5.7	5.4
147,5°	6.3	6.3	5.0	3.8	3.1	2.5	5.7	5.7	5.7	5.7	5.7	5.0	5.0
150,0°	6.3	5.7	4.4	3.8	2.8	2.5	5.7	5.7	5.7	5.7	5.0	5.0	5.0
165,0°	2.8	2.5	2.5	1.9	1.9	1.9	3.1	3.1	3.1	3.1	3.1	3.1	3.1
180,0°	0.0	0.0	0.0	0.0	0.0	0.0	0.0	0.0	0.0	0.0	0.0	0.0	0.0

C-planes	220° 320°	225° 315°	230° 310°	235° 305°	240° 300°	245° 295°	250° 290°	255° 285°	260° 280°	265° 275°	270°	Phi-zone	Total Phi-zone
γ	Luminous intensity in cd/klm											Luminous flux in lm/klm	
115,0°	6.3	5.7	5.7	5.0	5.0	4.7	4.4	4.4	4.4	3.1	1.9	1.8	979.9
117,5°	6.3	5.7	5.7	5.7	5.0	4.7	4.4	4.4	4.4	3.1	1.9	1.7	981.6
120,0°	6.3	5.7	5.7	5.7	5.0	5.0	4.4	4.4	4.4	3.1	1.9	1.7	983.3
122,5°	6.3	5.7	5.7	5.7	5.0	5.0	4.4	4.4	4.4	2.8	1.9	1.6	984.9
125,0°	6.3	5.7	5.7	5.7	5.0	5.0	4.4	4.4	4.1	3.1	1.9	1.5	986.4
127,5°	6.3	5.7	5.7	5.4	5.0	5.0	4.4	4.4	3.8	3.1	1.9	1.5	987.9
130,0°	6.3	5.7	5.7	5.0	5.0	5.0	4.4	4.4	3.8	3.1	2.5	1.4	989.3
132,5°	6.0	5.7	5.7	5.4	5.0	5.0	4.4	4.4	3.5	2.8	2.5	1.3	990.6
135,0°	5.7	5.7	5.7	5.0	5.0	5.0	4.4	4.4	3.5	2.5	2.5	1.2	991.9
137,5°	5.7	5.7	5.0	5.0	5.0	4.4	4.4	4.1	3.1	2.5	2.5	1.1	993.0
140,0°	5.7	5.4	5.0	5.0	4.4	4.4	4.4	3.8	3.1	2.5	2.5	1.1	994.1
142,5°	5.7	5.0	5.0	5.0	4.4	4.4	4.4	3.8	3.1	2.5	2.5	1.0	995.0
145,0°	5.0	5.0	5.0	4.4	4.4	4.4	4.1	3.1	3.1	2.5	2.5	0.9	995.9
147,5°	5.0	5.0	4.4	4.4	4.4	4.4	3.8	3.1	3.1	2.5	2.5	0.8	996.6
150,0°	5.0	4.4	4.4	4.4	4.4	3.8	3.8	3.1	2.8	2.5	2.5	2.2	998.8
165,0°	2.5	2.5	2.5	2.5	2.5	2.5	2.2	1.9	1.9	1.9	1.9	1.2	1000.0
180,0°	0.0	0.0	0.0	0.0	0.0	0.0	0.0	0.0	0.0	0.0	0.0	0.0	1000.0

Photometric test report

Family CITY-LIGHT 120 LED	Order number: 5XA5285MF14H EAN: 4058352835555	LP number 57138_80
-------------------------------------	--	------------------------------

Dimming levels table	environmental temperature: 25°C	sITeco
-----------------------------	---------------------------------	---------------

Luminous flux %	Dimming level linear	Dimming level logarithmic	Luminous flux [lm]	Power consumption [W]	Power consumption [W]	Power consumption [W]
				start of lifetime	end of lifetime	average
100	254	254	1540	11.8	12.1	12.0
95	241	252	1461	11.1	11.4	11.2
90	229	250	1388	10.6	10.8	10.7
85	216	248	1310	9.9	10.2	10.0
80	203	246	1231	9.3	9.6	9.4
75	190	243	1152	8.7	9.0	8.8
70	178	241	1079	8.2	8.4	8.3
65	165	238	1000	7.6	7.7	7.6
60	152	235	922	7.0	7.2	7.1
55	140	232	849	6.5	6.6	6.6
50	127	229	770	6.0	6.1	6.0
45	114	225	691	5.4	5.6	5.5
40	102	221	618	5.0	5.1	5.0
35	89	216	540	4.5	4.6	4.6
30	76	210	461	4.0	4.0	4.0
26	65	204	394	3.6	3.7	3.6