

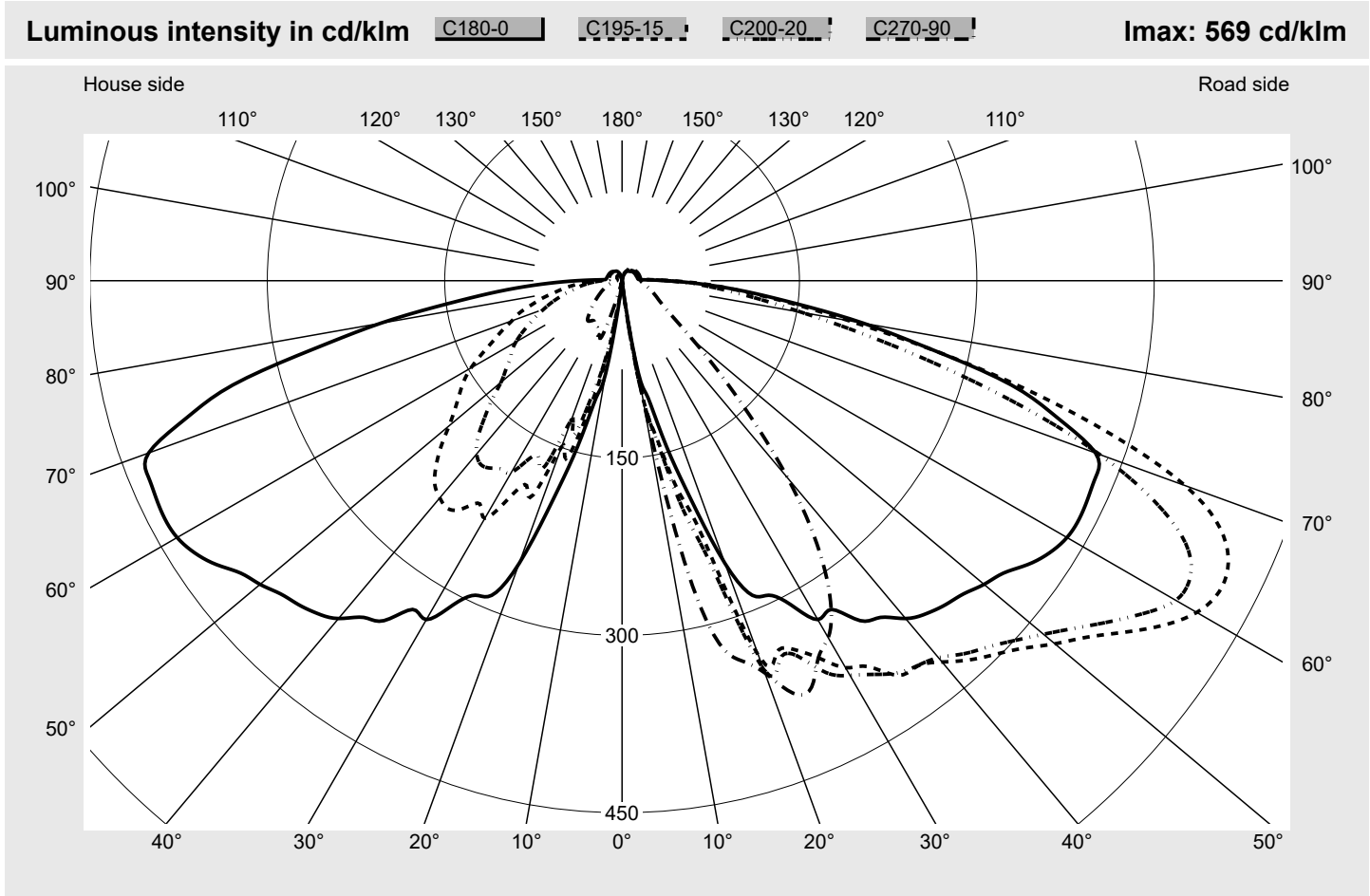


# Photometric test report

<b>Family</b> <b>CITY-LIGHT 400 LED</b>	<b>Order number: 5XA5305FF14H + 5XA54000XS</b> <b>EAN: 4058352636381 + 4050737730073</b>	<b>LP number</b> <b>59278_71</b>
	<b>Version</b> post-top- or mounting to wall arm, spreader element, structured <b>Optic</b> asymmetric, extremely wide distribution (P1.0a) <b>Cover</b> cover transparent, PMMA <b>Lamps</b> LED 3000 K   CRI ≥ 70 <b>Controlgear</b> ECG SITECO iQ <b>Rated values</b> Net luminous flux = 1430 lm Power consumption = 10.5 W Luminous efficacy = 136.2 lm/W	<b>serial documentation</b> <b>08.07.2022</b>
		



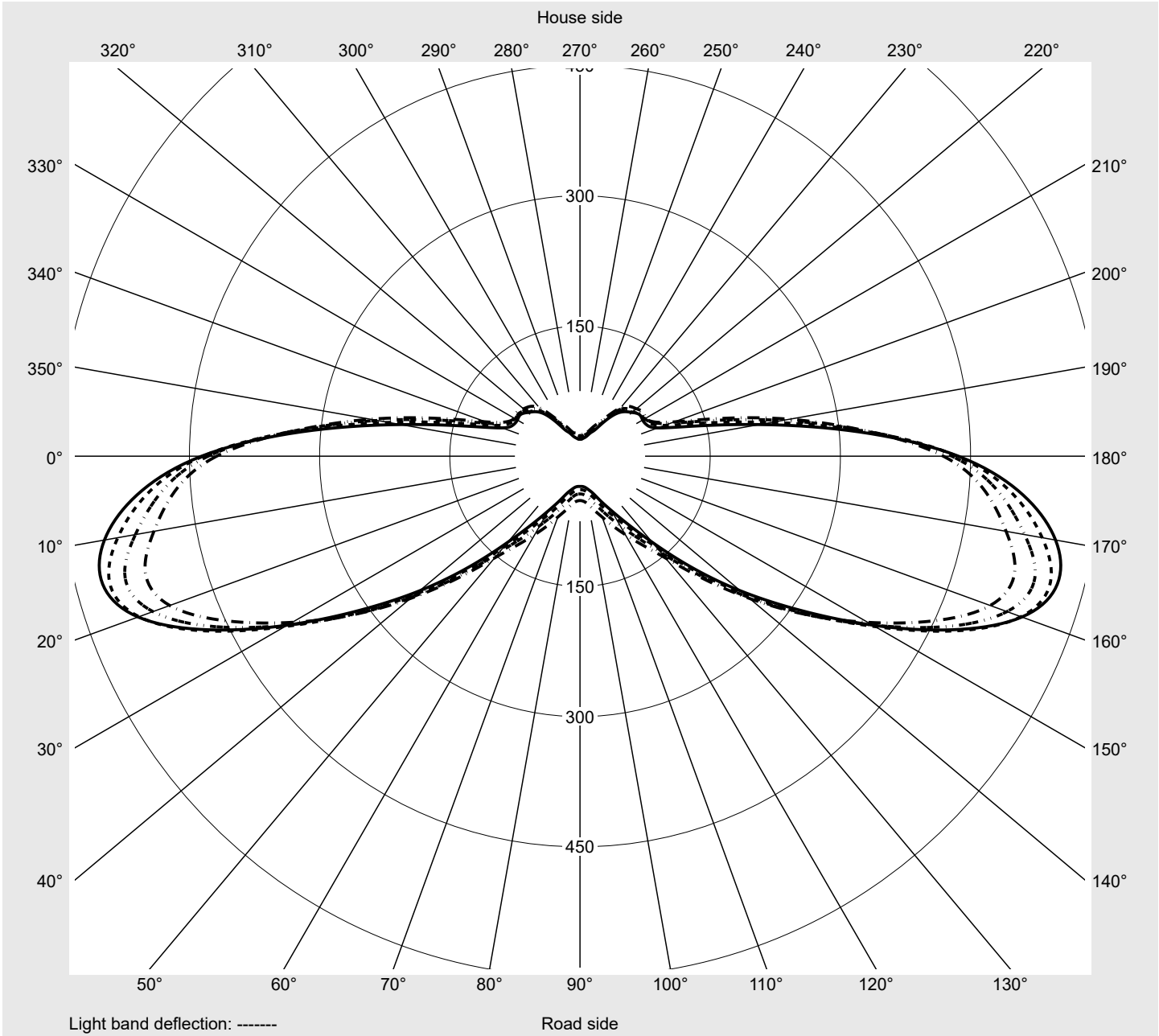
Luminaire output ratios	
Eta	100.0%
Eta 0° - 90°	93.4%
Eta 90° - 180°	6.6%
Measurement conditions	
DIN EN 13032 and DIN 5032	

Luminous intensity class acc. to EN13201-2	
Class:	---
Imax 70°	546.6
Imax 80°	230.4
Imax 90°	41.5
Imax >90°	21.8
Imax >95°	15.7

**Photometric test report**

<b>Family</b> CITY-LIGHT 400 LED	<b>Order number:</b> 5XA5305FF14H + 5XA54000XS <b>EAN:</b> 4058352636381 + 4050737730073	<b>LP number</b> 59278_71
-------------------------------------	---	------------------------------

**Envelope curve in cd/klm**      **KMK 62.5°**    **KMK 60°**    **KMK 57.5°**    **KMK 55°**      **siteco**



## Photometric test report

<b>Family</b> <b>CITY-LIGHT 400 LED</b>	<b>Order number: 5XA5305FF14H + 5XA54000XS</b> <b>EAN: 4058352636381 + 4050737730073</b>	<b>LP number</b> <b>59278_71</b>
<b>Table of values for luminous intensities</b>		<b>Maximum luminous intensity</b>
<b>siteco</b>		

C-planes	0° 180°	5° 175°	10° 170°	15° 165°	20° 160°	25° 155°	30° 150°	35° 145°	40° 140°	45° 135°	50° 130°	55° 125°	60° 120°
γ	Luminous intensity in cd/klm												
0,0°	1.6	1.6	1.6	1.6	1.6	1.6	1.6	1.6	1.6	1.6	1.6	1.6	1.6
2,5°	1.3	1.3	1.3	1.3	1.4	1.5	1.5	1.6	1.6	1.8	1.9	2.0	2.2
5,0°	3.0	3.3	3.6	3.9	4.2	4.4	4.7	4.8	5.0	5.2	5.2	5.2	5.3
7,5°	11.0	13.5	16.3	19.5	22.6	25.5	28.5	30.2	31.7	33.1	31.3	30.0	28.0
10,0°	79.3	91.8	95.9	99.9	101.1	103.2	105.8	106.5	105.2	107.5	107.8	105.4	101.2
12,5°	101.3	116.1	126.0	137.7	142.3	147.1	147.7	154.3	163.5	177.0	192.2	201.4	215.9
15,0°	145.2	151.3	168.8	184.8	202.1	220.1	240.6	261.4	262.0	288.9	318.0	312.0	307.8
17,5°	194.4	199.3	214.0	228.7	255.1	262.3	297.0	316.8	318.7	323.3	357.4	374.7	371.7
20,0°	254.5	290.8	313.0	337.7	349.8	366.6	362.5	368.7	368.8	366.8	366.6	364.4	373.1
22,5°	288.0	299.6	327.0	341.1	347.8	352.4	362.2	369.8	368.6	374.7	391.5	391.1	389.9
25,0°	293.5	307.1	335.3	344.2	350.1	353.7	359.1	365.6	372.8	378.5	391.3	391.2	388.4
27,5°	309.0	326.1	350.4	359.6	373.7	380.1	381.1	383.9	382.4	376.9	384.9	382.3	376.3
30,0°	331.0	342.3	365.2	378.0	385.4	385.0	382.1	381.4	371.5	362.9	367.1	364.9	354.9
32,5°	329.7	346.5	373.8	387.0	394.9	387.2	390.4	388.3	373.2	355.5	345.9	335.9	326.5
35,0°	351.0	369.9	393.8	407.5	405.1	398.1	394.5	383.2	360.9	338.9	323.3	306.8	294.0
37,5°	359.0	379.9	401.5	410.7	410.4	396.5	386.4	376.1	352.2	322.3	301.2	279.5	263.7
40,0°	373.0	393.8	415.1	421.0	416.2	398.9	382.4	365.2	338.5	306.9	278.9	252.0	232.7
42,5°	381.7	406.2	427.9	435.0	428.0	406.7	383.9	354.5	325.5	291.0	257.9	226.5	205.7
45,0°	387.3	414.4	437.8	446.9	438.0	413.1	382.6	345.4	306.2	269.1	232.2	200.6	180.7
47,5°	391.9	423.6	449.9	460.2	450.4	420.0	379.6	337.0	289.2	246.4	207.3	178.4	158.8
50,0°	399.6	438.4	466.1	477.8	465.2	427.0	377.4	326.6	271.5	224.8	183.4	156.6	137.4
52,5°	406.4	451.9	479.8	495.3	482.8	435.6	379.8	320.1	260.6	208.1	164.8	138.5	119.4
55,0°	418.7	468.9	498.5	518.4	503.0	449.0	382.8	318.1	255.0	198.3	153.0	124.5	104.3
57,5°	428.5	485.1	520.1	542.5	523.5	464.6	389.0	317.8	252.2	193.2	144.5	114.1	92.1
60,0°	434.5	500.7	540.7	561.2	540.7	476.3	392.6	316.0	247.3	186.4	136.9	104.0	81.7
62,5°	436.0	512.3	556.4	569.4	541.8	473.2	389.2	309.4	241.3	180.1	129.4	95.0	72.4
65,0°	434.8	522.9	567.7	565.6	525.9	451.3	368.5	291.6	227.5	168.9	119.0	85.1	63.4
67,5°	433.6	527.8	568.3	547.5	487.3	408.3	329.4	261.7	206.6	155.0	108.3	75.2	55.2
70,0°	426.0	515.1	546.6	506.8	429.9	348.9	276.1	220.4	178.9	138.9	97.5	66.2	47.7
72,5°	386.4	469.6	488.1	435.7	356.6	281.3	219.2	175.8	145.9	117.6	84.1	57.5	41.3
75,0°	340.8	401.0	407.1	352.3	279.4	218.1	170.3	136.2	114.5	95.9	70.9	49.1	35.6
77,5°	267.6	314.9	313.7	267.2	210.2	163.8	129.2	104.3	87.0	74.4	57.9	41.4	30.8
80,0°	207.5	230.4	227.0	194.7	154.5	121.3	96.9	78.8	65.3	56.5	45.9	34.8	26.7
82,5°	148.5	163.2	161.1	142.6	115.3	91.0	74.6	61.2	50.5	43.7	36.9	29.5	23.8
85,0°	105.3	112.1	111.9	102.3	85.3	68.1	56.6	47.2	39.1	34.2	29.9	25.2	21.4
87,5°	68.7	75.8	76.8	72.1	61.4	50.0	42.6	36.5	30.9	27.4	24.7	21.9	19.4
90,0°	38.2	40.0	41.5	41.4	37.7	32.7	29.2	26.6	23.9	21.9	20.6	19.3	17.9
92,5°	18.1	20.1	21.1	21.8	21.7	20.8	20.0	19.5	18.7	17.9	17.5	17.1	16.7
95,0°	13.8	14.4	15.0	15.5	15.7	15.9	16.0	16.1	16.2	16.0	16.0	15.9	15.8
97,5°	13.3	13.8	14.2	14.5	14.7	14.9	14.9	15.0	15.2	15.3	15.4	15.4	15.5
100,0°	13.2	13.7	14.0	14.3	14.5	14.7	14.8	14.9	15.0	15.1	15.3	15.3	15.4
102,5°	13.1	13.5	13.9	14.1	14.4	14.5	14.6	14.7	14.8	15.0	15.1	15.2	15.3
105,0°	12.9	13.3	13.7	14.0	14.2	14.4	14.5	14.6	14.8	14.8	15.0	15.1	15.1
107,5°	12.7	13.2	13.5	13.8	14.0	14.1	14.3	14.4	14.6	14.7	14.8	14.9	15.0
110,0°	12.6	13.1	13.3	13.7	13.9	14.0	14.2	14.3	14.4	14.6	14.7	14.8	14.9
112,5°	12.5	13.0	13.2	13.5	13.7	13.9	14.0	14.1	14.3	14.5	14.6	14.7	14.8

## Photometric test report

<b>Family</b> <b>CITY-LIGHT 400 LED</b>	<b>Order number: 5XA5305FF14H + 5XA54000XS</b> <b>EAN: 4058352636381 + 4050737730073</b>	<b>LP number</b> <b>59278_71</b>
<b>Table of values for luminous intensities</b>		<b>Maximum luminous intensity</b>
		<b>siteco</b>

C-planes	65° 115°	70° 110°	75° 105°	80° 100°	85° 95°	90°	185° 355°	190° 350°	195° 345°	200° 340°	205° 335°	210° 330°	215° 325°
γ	Luminous intensity in cd/klm												
0,0°	1.6	1.6	1.6	1.6	1.6	1.6	1.6	1.6	1.6	1.6	1.6	1.6	1.6
2,5°	2.3	2.4	2.6	2.7	2.8	2.8	1.2	1.2	1.2	1.2	1.2	1.3	1.4
5,0°	5.5	5.6	5.8	5.9	5.9	5.9	2.9	2.6	2.4	2.2	2.1	2.0	2.0
7,5°	26.5	25.1	23.7	22.0	21.2	20.4	8.9	7.3	6.0	5.0	4.2	3.7	3.3
10,0°	99.1	96.0	99.0	99.1	102.0	99.9	69.0	55.2	42.4	32.4	23.7	16.7	11.2
12,5°	224.6	221.2	233.0	239.5	243.1	243.0	91.7	86.4	84.0	75.3	71.7	69.6	55.0
15,0°	307.3	306.9	320.9	323.9	321.7	317.8	136.4	134.8	123.5	105.7	86.5	77.4	70.8
17,5°	361.7	342.1	348.7	348.6	346.7	337.2	167.6	159.8	157.8	137.5	124.4	105.6	85.6
20,0°	379.3	372.6	379.0	370.2	359.2	353.1	204.9	171.8	149.6	125.2	106.3	93.8	80.8
22,5°	388.4	380.4	386.5	385.6	382.0	377.6	253.2	220.0	195.9	169.2	139.0	112.3	88.1
25,0°	387.4	380.0	384.2	384.0	382.8	379.3	259.8	217.0	191.1	166.2	136.1	111.7	91.6
27,5°	371.5	364.7	367.6	365.4	364.2	359.5	275.6	234.5	207.4	169.6	142.3	116.5	96.7
30,0°	345.6	339.2	345.2	348.4	350.7	348.7	297.6	264.5	232.0	187.2	149.5	122.9	104.2
32,5°	316.4	313.8	321.1	325.2	330.4	329.0	292.8	257.4	223.9	189.3	156.9	130.8	121.4
35,0°	286.8	286.7	293.7	295.9	300.0	299.0	313.8	276.4	235.5	193.5	157.9	137.7	129.6
37,5°	257.0	256.8	261.6	261.2	263.3	261.1	320.0	285.6	242.6	196.1	159.8	137.7	131.2
40,0°	224.9	223.4	224.2	219.9	219.4	218.0	331.7	290.0	239.8	191.3	152.0	130.6	123.1
42,5°	195.9	190.8	187.7	179.6	175.7	173.1	341.7	293.1	234.3	180.8	142.8	121.8	117.2
45,0°	168.7	159.9	153.0	142.2	136.1	133.4	342.8	289.1	222.6	164.8	129.3	112.9	111.4
47,5°	144.8	133.8	124.2	112.6	105.7	102.9	338.7	277.4	207.6	149.4	117.9	105.3	106.4
50,0°	122.0	108.9	98.4	87.6	81.3	79.0	336.8	264.8	191.0	133.6	105.5	96.9	99.4
52,5°	103.1	89.6	79.1	69.7	64.2	62.2	333.3	255.0	178.0	124.0	98.0	90.4	92.2
55,0°	88.0	74.6	64.7	56.7	52.4	51.1	331.8	245.2	167.9	115.7	93.7	87.6	88.6
57,5°	75.9	62.9	54.0	47.6	44.3	43.5	331.9	237.0	158.8	110.5	92.2	86.3	85.9
60,0°	66.3	53.7	46.3	41.4	39.1	38.6	329.6	224.0	147.5	103.7	89.5	85.5	84.4
62,5°	57.4	46.5	40.4	36.8	35.1	34.9	322.2	209.9	133.3	95.3	85.0	83.3	83.6
65,0°	50.0	40.7	36.1	33.4	32.1	32.1	314.2	196.4	120.1	86.5	79.9	80.4	81.4
67,5°	43.5	36.0	32.4	30.3	29.5	29.5	305.0	182.5	109.5	78.6	73.8	75.4	77.1
70,0°	38.0	32.0	29.3	27.9	27.3	27.4	291.4	170.0	99.1	70.6	66.8	69.2	71.1
72,5°	33.0	28.5	26.5	25.5	25.0	25.1	268.7	157.7	91.2	63.2	59.9	62.5	64.2
75,0°	28.8	25.6	24.0	23.3	23.0	23.0	235.9	139.1	79.5	55.6	53.1	56.1	57.3
77,5°	25.5	23.0	21.8	21.4	21.1	21.0	195.3	120.8	69.5	48.4	45.7	48.1	48.2
80,0°	22.7	20.8	20.0	19.6	19.4	19.4	153.3	98.1	58.3	40.9	38.9	40.6	40.0
82,5°	20.7	19.3	18.7	18.3	18.1	18.1	116.3	78.5	49.5	35.5	33.4	34.1	32.8
85,0°	19.2	18.1	17.6	17.3	17.1	17.0	84.9	60.8	40.1	29.6	27.6	27.8	26.2
87,5°	18.0	17.2	16.8	16.4	16.3	16.3	59.9	45.3	31.4	23.3	20.9	20.1	18.6
90,0°	17.0	16.5	16.2	16.1	16.0	15.9	32.4	26.4	20.5	16.8	15.3	14.2	13.1
92,5°	16.3	16.0	15.8	15.9	15.9	15.9	16.9	15.0	13.3	12.0	11.1	10.3	9.5
95,0°	15.7	15.6	15.6	15.7	15.8	15.8	13.1	12.3	11.6	10.9	10.1	9.4	8.8
97,5°	15.5	15.5	15.5	15.6	15.6	15.7	12.7	12.1	11.4	10.7	10.0	9.3	8.7
100,0°	15.4	15.4	15.4	15.5	15.5	15.6	12.6	12.0	11.4	10.7	10.0	9.3	8.7
102,5°	15.3	15.3	15.3	15.4	15.5	15.5	12.5	11.9	11.3	10.7	10.0	9.3	8.8
105,0°	15.2	15.2	15.3	15.4	15.4	15.4	12.4	11.9	11.3	10.7	10.0	9.3	8.7
107,5°	15.1	15.1	15.1	15.2	15.3	15.3	12.3	11.7	11.2	10.6	9.9	9.3	8.7
110,0°	15.0	15.0	15.1	15.1	15.2	15.2	12.2	11.7	11.1	10.5	9.9	9.3	8.7
112,5°	14.8	14.9	14.9	15.0	15.1	15.1	12.1	11.6	11.1	10.5	9.9	9.3	8.7

## Photometric test report

<b>Family</b> <b>CITY-LIGHT 400 LED</b>	<b>Order number: 5XA5305FF14H + 5XA54000XS</b> <b>EAN: 4058352636381 + 4050737730073</b>	<b>LP number</b> <b>59278_71</b>
<b>Table of values for luminous intensities</b>		<b>Maximum luminous intensity</b>
		<b>siteco</b>

C-planes	220° 320°	225° 315°	230° 310°	235° 305°	240° 300°	245° 295°	250° 290°	255° 285°	260° 280°	265° 275°	270°	Phi-zone	Total Phi-zone
γ	Luminous intensity in cd/klm											Luminous flux in lm/klm	
0,0°	1.6	1.6	1.6	1.6	1.6	1.6	1.6	1.6	1.6	1.6	1.6	0.0	0.0
2,5°	1.4	1.6	1.7	1.8	1.9	2.0	2.1	2.1	2.2	2.2	2.3	0.0	0.0
5,0°	2.0	2.0	2.0	2.1	2.1	2.2	2.2	2.2	2.3	2.2	2.3	0.1	0.1
7,5°	3.1	2.9	2.7	2.6	2.6	2.5	2.5	2.4	2.4	2.3	2.3	0.5	0.6
10,0°	7.9	5.7	4.4	3.8	3.4	3.1	3.0	2.8	2.7	2.6	2.6	2.8	3.5
12,5°	36.3	26.8	20.2	15.0	10.5	6.1	4.3	3.7	3.3	3.1	3.1	6.5	10.0
15,0°	74.6	63.7	54.6	42.7	30.2	22.9	15.8	13.4	10.1	6.6	5.3	11.6	21.6
17,5°	82.4	59.2	51.5	51.9	44.6	41.3	39.6	35.1	29.3	26.7	26.3	16.1	37.7
20,0°	75.0	65.9	56.7	52.8	54.2	53.4	48.6	38.9	41.5	50.1	50.5	20.9	58.6
22,5°	76.9	64.9	56.0	50.0	49.7	49.5	49.4	43.3	49.0	51.3	49.8	24.6	83.2
25,0°	78.3	59.9	52.5	49.8	51.1	51.0	47.0	38.7	45.8	50.1	50.4	27.2	110.5
27,5°	77.4	60.6	51.8	48.2	51.1	53.6	48.2	40.5	44.7	45.9	45.2	30.1	140.6
30,0°	85.9	72.0	64.5	56.3	53.7	53.8	45.9	40.3	44.4	46.0	45.2	32.8	173.4
32,5°	92.3	77.7	70.0	63.8	61.3	58.1	50.1	41.3	43.2	42.5	43.4	34.8	208.2
35,0°	106.5	92.5	80.2	71.0	64.7	60.0	50.0	42.2	43.5	41.9	41.5	36.9	245.1
37,5°	110.3	98.6	86.5	75.6	68.3	62.3	52.1	43.3	43.4	41.9	42.7	38.2	283.3
40,0°	105.8	95.0	84.3	74.3	66.2	59.6	50.8	43.4	45.0	43.7	44.5	38.9	322.2
42,5°	103.3	93.7	81.8	71.9	64.0	57.1	48.0	42.0	43.4	41.6	42.9	39.3	361.6
45,0°	101.7	93.1	81.3	70.8	61.2	53.2	44.3	38.6	39.2	37.5	39.0	39.3	400.8
47,5°	98.7	91.8	80.1	67.6	56.9	49.1	40.9	35.5	35.8	34.1	35.5	39.2	440.0
50,0°	94.8	88.9	78.0	64.4	52.7	44.3	37.2	33.1	32.8	31.3	32.4	39.0	479.0
52,5°	89.0	84.3	75.1	60.7	49.0	41.2	34.1	30.2	29.9	28.3	29.3	39.2	518.2
55,0°	85.0	81.0	72.6	57.3	45.4	38.1	31.6	27.9	27.1	25.7	26.3	39.9	558.1
57,5°	81.7	77.3	69.5	53.9	42.1	35.7	29.4	25.9	24.7	23.5	23.8	40.8	598.9
60,0°	78.9	74.3	66.5	50.5	38.9	32.8	27.5	24.2	22.6	21.6	21.4	41.5	640.4
62,5°	78.4	72.5	63.3	48.3	35.6	30.2	25.5	22.5	20.9	19.6	19.5	41.7	682.1
65,0°	77.5	70.5	61.0	46.7	33.1	27.5	23.5	20.8	19.2	18.0	17.5	41.2	723.3
67,5°	73.8	66.8	57.7	44.8	30.8	25.2	21.6	19.1	17.5	16.3	15.8	39.6	763.0
70,0°	67.7	60.6	52.5	42.0	28.6	22.6	19.6	17.4	15.8	14.8	14.1	36.9	799.8
72,5°	60.6	53.6	46.8	37.8	25.7	20.1	17.5	15.6	14.0	13.2	12.6	32.6	832.4
75,0°	52.6	45.8	40.0	32.0	22.5	17.6	15.5	13.8	12.4	11.6	11.0	27.6	860.0
77,5°	43.6	37.6	32.8	26.5	19.2	15.4	13.5	11.9	10.7	10.0	9.5	22.2	882.3
80,0°	35.5	30.3	26.4	21.4	16.2	13.2	11.6	10.2	9.1	8.5	8.0	17.3	899.6
82,5°	28.7	24.4	21.4	17.9	13.9	11.4	9.9	8.7	7.8	7.1	6.8	13.4	913.0
85,0°	22.7	19.5	17.2	14.8	11.7	9.7	8.5	7.4	6.6	6.1	5.7	10.3	923.3
87,5°	16.3	14.1	12.5	10.9	9.3	8.2	7.2	6.3	5.6	5.3	5.1	7.8	931.1
90,0°	11.7	10.4	9.3	8.5	7.7	6.8	6.1	5.4	4.9	4.7	4.5	5.3	936.4
92,5°	8.7	8.1	7.5	7.0	6.3	5.7	5.2	4.8	4.6	4.5	4.3	3.7	940.1
95,0°	8.2	7.6	7.0	6.5	6.0	5.5	5.1	4.8	4.6	4.4	4.2	3.2	943.4
97,5°	8.2	7.6	7.0	6.5	6.0	5.6	5.2	4.8	4.6	4.4	4.2	3.1	946.5
100,0°	8.2	7.7	7.1	6.6	6.1	5.6	5.2	4.9	4.7	4.4	4.2	3.1	949.6
102,5°	8.2	7.7	7.1	6.6	6.1	5.7	5.3	4.9	4.7	4.5	4.3	3.0	952.6
105,0°	8.2	7.7	7.1	6.6	6.2	5.7	5.4	5.0	4.7	4.6	4.3	3.0	955.6
107,5°	8.2	7.7	7.1	6.7	6.2	5.7	5.4	5.0	4.8	4.6	4.4	2.9	958.6
110,0°	8.2	7.7	7.1	6.7	6.2	5.8	5.4	5.1	4.9	4.7	4.5	2.9	961.5
112,5°	8.2	7.7	7.2	6.7	6.2	5.8	5.5	5.2	5.0	4.8	4.6	2.8	964.3

## Photometric test report

<b>Family</b> <b>CITY-LIGHT 400 LED</b>	<b>Order number: 5XA5305FF14H + 5XA54000XS</b> <b>EAN: 4058352636381 + 4050737730073</b>	<b>LP number</b> <b>59278_71</b>
<b>Table of values for luminous intensities</b>		<b>Maximum luminous intensity</b>
		<b>siteco</b>

C-planes	0° 180°	5° 175°	10° 170°	15° 165°	20° 160°	25° 155°	30° 150°	35° 145°	40° 140°	45° 135°	50° 130°	55° 125°	60° 120°
γ	Luminous intensity in cd/klm												
115,0°	12.4	12.8	13.2	13.4	13.6	13.8	13.9	14.0	14.2	14.3	14.5	14.6	14.7
117,5°	12.4	12.8	13.1	13.3	13.5	13.7	13.8	13.9	14.0	14.2	14.3	14.4	14.5
120,0°	12.3	12.6	12.9	13.2	13.4	13.5	13.6	13.8	13.9	14.0	14.2	14.3	14.4
122,5°	12.1	12.4	12.7	13.0	13.2	13.3	13.4	13.6	13.7	13.9	14.0	14.1	14.2
125,0°	12.0	12.3	12.6	12.8	13.0	13.2	13.2	13.4	13.5	13.7	13.8	13.9	14.0
127,5°	11.8	12.2	12.4	12.7	12.9	13.0	13.1	13.2	13.4	13.5	13.7	13.8	13.8
130,0°	11.7	11.9	12.2	12.4	12.6	12.8	12.9	13.0	13.2	13.3	13.4	13.5	13.6
132,5°	11.3	11.7	11.9	12.2	12.4	12.5	12.6	12.8	12.9	13.1	13.2	13.2	13.3
135,0°	11.0	11.3	11.7	11.9	12.1	12.2	12.4	12.5	12.6	12.7	12.9	13.0	13.1
137,5°	10.6	10.9	11.2	11.5	11.7	11.8	12.0	12.1	12.3	12.4	12.6	12.7	12.7
140,0°	10.3	10.6	10.9	11.1	11.3	11.5	11.7	11.8	12.0	12.1	12.2	12.4	12.4
142,5°	10.0	10.3	10.6	10.8	11.0	11.2	11.3	11.5	11.7	11.8	11.9	12.0	12.1
145,0°	9.8	10.0	10.3	10.6	10.8	10.9	11.1	11.2	11.4	11.6	11.6	11.7	11.8
147,5°	9.6	9.8	10.1	10.3	10.5	10.7	10.8	11.0	11.1	11.2	11.3	11.4	11.5
150,0°	9.3	9.5	9.8	10.0	10.2	10.4	10.5	10.7	10.8	10.9	10.9	11.1	11.1
152,5°	8.9	9.2	9.4	9.6	9.8	10.0	10.1	10.2	10.3	10.4	10.5	10.6	10.7
155,0°	8.4	8.6	8.8	9.0	9.2	9.4	9.5	9.6	9.8	9.9	10.0	10.1	10.1
157,5°	7.7	7.9	8.1	8.3	8.5	8.6	8.8	8.9	9.0	9.1	9.2	9.3	9.4
160,0°	6.9	7.0	7.2	7.4	7.6	7.7	7.8	7.9	8.1	8.1	8.3	8.3	8.4
162,5°	5.6	5.9	6.2	6.3	6.5	6.7	6.8	6.8	6.9	7.0	7.0	7.1	7.2
165,0°	4.7	4.8	5.1	5.3	5.4	5.5	5.6	5.6	5.7	5.8	5.8	5.8	5.9
167,5°	3.7	3.9	4.1	4.3	4.4	4.4	4.5	4.5	4.5	4.5	4.5	4.5	4.5
170,0°	3.1	3.2	3.3	3.4	3.5	3.5	3.4	3.4	3.4	3.4	3.3	3.3	3.3
172,5°	2.6	2.8	2.9	2.9	2.9	2.9	2.8	2.8	2.8	2.7	2.7	2.7	2.6
175,0°	2.2	2.3	2.3	2.3	2.3	2.3	2.3	2.3	2.3	2.2	2.2	2.2	2.1
177,5°	1.5	1.5	1.5	1.6	1.6	1.6	1.6	1.6	1.6	1.6	1.6	1.6	1.6
180,0°	0.0	0.0	0.0	0.0	0.0	0.0	0.0	0.0	0.0	0.0	0.0	0.0	0.0

## Photometric test report

<b>Family</b> <b>CITY-LIGHT 400 LED</b>	<b>Order number: 5XA5305FF14H + 5XA54000XS</b> <b>EAN: 4058352636381 + 4050737730073</b>	<b>LP number</b> <b>59278_71</b>
<b>Table of values for luminous intensities</b>		<b>Maximum luminous intensity</b>
		<b>siteco</b>

C-planes	65° 115°	70° 110°	75° 105°	80° 100°	85° 95°	90°	185° 355°	190° 350°	195° 345°	200° 340°	205° 335°	210° 330°	215° 325°
$\gamma$	Luminous intensity in cd/klm												
115,0°	14.8	14.8	14.8	14.9	15.0	14.9	12.1	11.6	11.1	10.6	10.0	9.4	8.8
117,5°	14.6	14.7	14.7	14.8	14.8	14.8	12.0	11.6	11.1	10.6	10.0	9.4	8.8
120,0°	14.5	14.5	14.6	14.7	14.6	14.7	11.9	11.5	11.0	10.6	10.0	9.4	8.9
122,5°	14.3	14.3	14.4	14.5	14.4	14.5	11.8	11.3	10.9	10.4	10.0	9.4	8.9
125,0°	14.1	14.1	14.2	14.3	14.3	14.3	11.6	11.2	10.8	10.3	9.9	9.3	8.9
127,5°	14.0	14.0	14.0	14.1	14.1	14.1	11.5	11.1	10.7	10.3	9.8	9.3	8.9
130,0°	13.7	13.8	13.8	13.9	13.9	13.9	11.3	10.9	10.6	10.2	9.7	9.3	8.8
132,5°	13.4	13.5	13.6	13.7	13.6	13.6	11.0	10.7	10.4	10.0	9.5	9.2	8.7
135,0°	13.2	13.2	13.2	13.3	13.3	13.3	10.8	10.4	10.1	9.7	9.3	8.9	8.6
137,5°	12.8	12.9	13.0	13.0	13.0	13.0	10.4	10.1	9.8	9.4	9.0	8.6	8.3
140,0°	12.5	12.5	12.6	12.6	12.6	12.7	10.0	9.7	9.4	9.1	8.7	8.3	8.0
142,5°	12.2	12.2	12.3	12.3	12.3	12.3	9.7	9.4	9.2	8.9	8.5	8.2	7.8
145,0°	11.9	11.9	11.9	12.0	12.0	12.0	9.5	9.3	9.0	8.6	8.4	8.1	7.8
147,5°	11.5	11.6	11.6	11.6	11.7	11.7	9.3	9.1	8.8	8.5	8.2	7.9	7.7
150,0°	11.2	11.2	11.3	11.3	11.3	11.3	9.1	8.8	8.6	8.4	8.1	7.8	7.6
152,5°	10.7	10.8	10.9	10.9	10.9	10.9	8.7	8.6	8.3	8.1	7.9	7.7	7.5
155,0°	10.2	10.2	10.3	10.3	10.3	10.3	8.3	8.1	7.9	7.7	7.4	7.2	7.1
157,5°	9.4	9.5	9.5	9.5	9.6	9.6	7.6	7.3	7.2	7.0	6.9	6.7	6.6
160,0°	8.5	8.5	8.6	8.6	8.6	8.6	6.6	6.4	6.3	6.2	6.1	6.0	5.9
162,5°	7.3	7.3	7.4	7.4	7.4	7.4	5.5	5.4	5.2	5.0	5.0	5.0	4.9
165,0°	6.0	6.0	6.0	6.0	6.0	6.0	4.4	4.2	4.1	4.1	4.1	4.0	3.9
167,5°	4.5	4.5	4.5	4.5	4.5	4.5	3.5	3.4	3.3	3.3	3.3	3.3	3.2
170,0°	3.2	3.2	3.2	3.2	3.2	3.2	2.9	2.7	2.5	2.5	2.4	2.5	2.5
172,5°	2.6	2.6	2.6	2.6	2.6	2.6	2.4	2.1	2.0	2.0	2.0	2.0	2.1
175,0°	2.1	2.1	2.1	2.1	2.1	2.1	2.1	2.0	1.8	1.7	1.7	1.6	1.6
177,5°	1.6	1.6	1.6	1.6	1.6	1.6	1.5	1.5	1.5	1.5	1.5	1.5	1.5
180,0°	0.0	0.0	0.0	0.0	0.0	0.0	0.0	0.0	0.0	0.0	0.0	0.0	0.0

## Photometric test report

<b>Family</b> <b>CITY-LIGHT 400 LED</b>	<b>Order number: 5XA5305FF14H + 5XA54000XS</b> <b>EAN: 4058352636381 + 4050737730073</b>	<b>LP number</b> <b>59278_71</b>
<b>Table of values for luminous intensities</b>		<b>Maximum luminous intensity</b>
		<b>siteco</b>

C-planes	220° 320°	225° 315°	230° 310°	235° 305°	240° 300°	245° 295°	250° 290°	255° 285°	260° 280°	265° 275°	270°	Phi-zone	Total Phi-zone
$\gamma$	Luminous intensity in cd/klm											Luminous flux in lm/klm	
115,0°	8.3	7.8	7.3	6.8	6.3	5.9	5.6	5.3	5.1	4.9	4.7	2.8	967.1
117,5°	8.3	7.8	7.3	6.9	6.4	6.0	5.7	5.4	5.2	5.0	4.9	2.7	969.7
120,0°	8.4	7.8	7.4	6.9	6.5	6.1	5.8	5.5	5.3	5.2	5.0	2.6	972.4
122,5°	8.4	7.9	7.4	7.0	6.5	6.2	5.8	5.5	5.4	5.2	5.1	2.5	974.9
125,0°	8.4	7.9	7.4	7.0	6.6	6.2	5.9	5.6	5.5	5.4	5.2	2.4	977.3
127,5°	8.5	7.9	7.5	7.1	6.7	6.3	6.0	5.7	5.6	5.5	5.4	2.3	979.7
130,0°	8.4	8.0	7.6	7.1	6.8	6.4	6.1	5.8	5.8	5.6	5.5	2.2	981.9
132,5°	8.4	7.9	7.5	7.1	6.8	6.5	6.2	5.9	5.9	5.7	5.6	2.1	984.0
135,0°	8.2	7.8	7.4	7.0	6.7	6.4	6.2	5.9	5.9	5.7	5.6	2.0	986.0
137,5°	7.9	7.6	7.2	6.9	6.6	6.3	6.1	5.9	5.8	5.7	5.6	1.9	987.9
140,0°	7.7	7.4	7.0	6.8	6.5	6.2	6.0	5.8	5.7	5.6	5.5	1.7	989.6
142,5°	7.6	7.2	6.9	6.7	6.4	6.2	6.0	5.8	5.7	5.6	5.6	1.6	991.2
145,0°	7.5	7.2	6.9	6.6	6.4	6.2	6.0	5.8	5.8	5.7	5.6	1.5	992.6
147,5°	7.4	7.1	6.9	6.7	6.4	6.2	6.1	5.9	5.8	5.8	5.7	1.3	994.0
150,0°	7.4	7.1	6.9	6.7	6.4	6.2	6.0	5.9	5.8	5.8	5.8	1.2	995.2
152,5°	7.3	7.0	6.8	6.6	6.3	6.1	5.9	5.8	5.7	5.7	5.7	1.1	996.3
155,0°	7.0	6.8	6.5	6.3	6.0	5.8	5.6	5.5	5.4	5.4	5.4	1.0	997.3
157,5°	6.5	6.3	6.0	5.7	5.5	5.3	5.2	5.0	4.9	4.9	4.9	0.8	998.1
160,0°	5.7	5.6	5.3	5.1	4.9	4.7	4.6	4.5	4.4	4.4	4.3	0.6	998.7
162,5°	4.7	4.5	4.3	4.2	4.1	4.0	3.9	3.9	3.8	3.8	3.8	0.5	999.2
165,0°	3.9	3.8	3.6	3.5	3.4	3.3	3.3	3.3	3.2	3.2	3.1	0.3	999.5
167,5°	3.1	3.1	3.0	2.9	2.9	2.8	2.7	2.6	2.5	2.5	2.5	0.2	999.7
170,0°	2.5	2.5	2.4	2.4	2.3	2.3	2.1	2.1	2.0	2.0	2.0	0.1	999.9
172,5°	2.1	2.1	2.1	2.0	1.9	1.9	1.8	1.7	1.7	1.7	1.7	0.1	999.9
175,0°	1.6	1.6	1.6	1.6	1.6	1.6	1.6	1.6	1.5	1.5	1.5	0.0	1000.0
177,5°	1.5	1.5	1.5	1.5	1.4	1.4	1.4	1.4	1.4	1.4	1.3	0.0	1000.0
180,0°	0.0	0.0	0.0	0.0	0.0	0.0	0.0	0.0	0.0	0.0	0.0	0.0	1000.0



## Photometric test report

<b>Family</b> <b>CITY-LIGHT 400 LED</b>	<b>Order number: 5XA5305FF14H + 5XA54000XS</b> <b>EAN: 4058352636381 + 4050737730073</b>	<b>LP number</b> <b>59278_71</b>
--	---	-------------------------------------

<b>Dimming levels table</b>	environmental temperature: 25°C	<b>siteco</b>
-----------------------------	---------------------------------	---------------

Luminous flux %	Dimming level linear	Dimming level logarithmic	Luminous flux [lm]	Power consumption [W]	Power consumption [W]	Power consumption [W]
				start of lifetime	end of lifetime	average
100	254	254	1430	10.5	10.8	10.6
95	241	252	1357	10.0	10.3	10.2
90	229	250	1289	9.4	9.8	9.6
85	216	248	1216	8.9	9.2	9.0
80	203	246	1143	8.3	8.7	8.5
75	190	243	1070	7.8	8.1	8.0
70	178	241	1002	7.3	7.6	7.4
65	165	238	929	6.9	7.1	7.0
60	152	235	856	6.4	6.6	6.5
55	140	232	788	5.9	6.1	6.0
50	127	229	715	5.4	5.6	5.5
45	114	225	642	5.0	5.2	5.1
40	102	221	574	4.6	4.7	4.6
35	89	216	501	4.1	4.3	4.2
30	76	210	428	3.7	3.8	3.8
28	72	208	405	3.5	3.7	3.6