
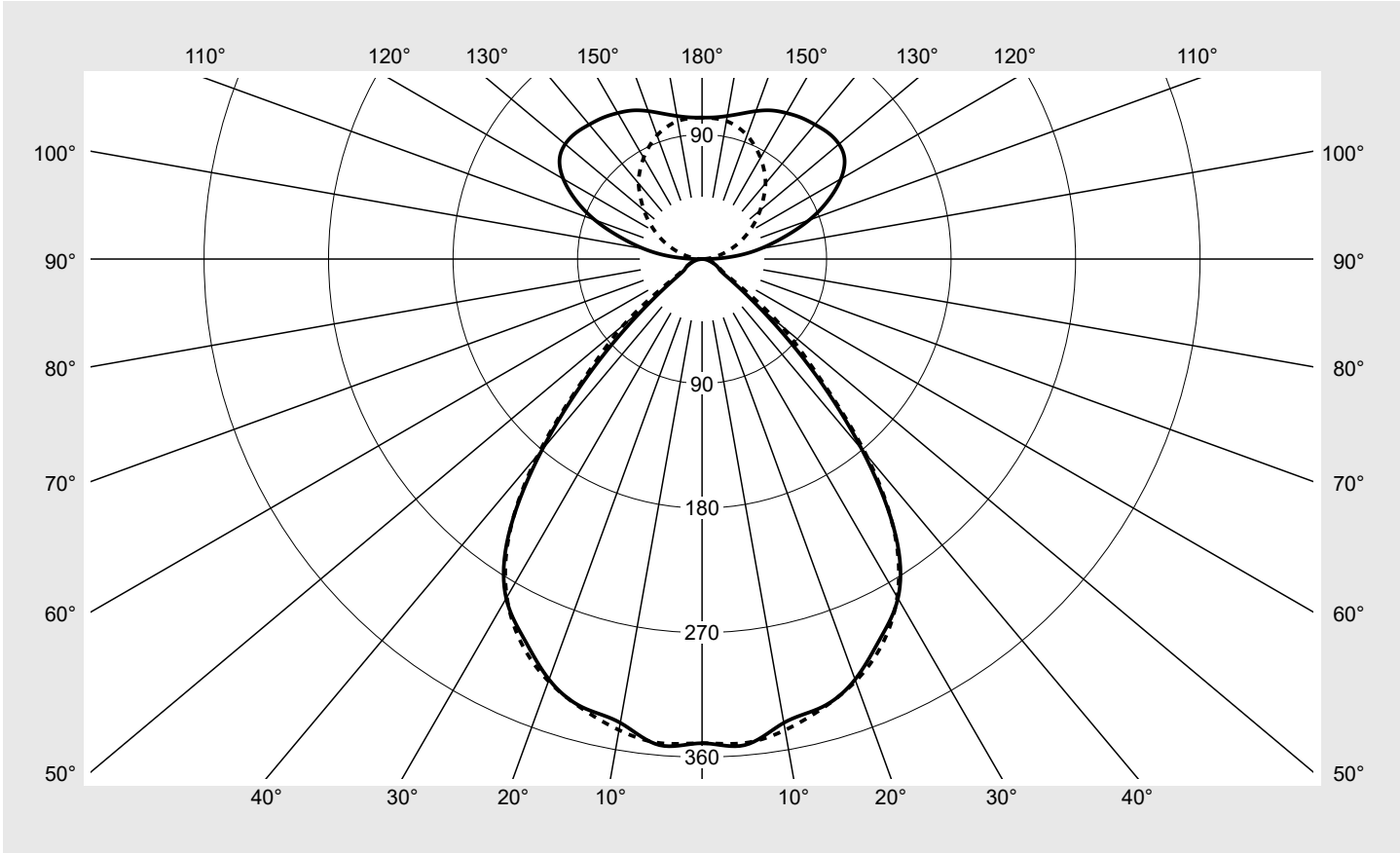


Photometric test report

Family Silica® 21 	Order number: 51MX33DR3CWB EAN: 4069025390004	LP number 59331_141
	Version Suspended luminaire, with homogeneous illumination, prismatic cover, direct-/ indirect distribution, extremely wide distribution, UGR≤16 (L65≤3000cd/m²)	serial documentation 08.07.2024
Lamps LED 3000 K CRI ≥ 80		
Controlgear ECG-DALI		
Rated values Net luminous flux = 17730 lm Power consumption = 120.7 W Luminous efficacy = 146.9 lm/W		



Luminous intensity in cd/klm C180-0 C270-90 **Imax: 353 cd/klm**



Classifications	
DIN 5040	C 6 2
CIE	N1=78 N2=96 N3=99 N4=55 N5=100

Luminaire light output ratios	
η_{LB}	100.0%
ϕ_u	55.4%
ϕ_o	44.6%

Measurement conditions
 DIN EN 13032 and DIN 5032

Photometric test report

Family Silica® 21	Order number: 51MX33DR3CWB EAN: 4069025390004	LP number 59331_141
Table of values for luminous intensities		Maximum luminous intensity
		siteco

C-planes γ	0° 180°	15°	30°	45°	60°	75°	90° 270°	Phi-zone	Total Phi-zone
		165° 195° 345°	150° 210° 330°	135° 225° 315°	120° 240° 300°	105° 255° 285°			
Luminous intensity in cd/klm								Luminous flux in lm/klm	
0°	349.9	349.9	349.9	349.9	349.9	349.9	349.9	2.1	2.1
5°	352.7	353.3	353.1	353.3	352.9	352.0	351.1	16.9	18.9
10°	340.4	339.5	339.7	341.6	345.2	345.5	345.7	32.6	51.5
15°	335.2	334.1	331.5	331.4	333.4	336.4	336.2	47.3	98.9
20°	323.4	322.7	318.7	319.6	318.0	320.3	324.7	60.1	159.0
25°	303.6	304.4	302.2	302.2	302.6	302.3	307.6	70.2	229.2
30°	283.2	283.0	279.5	280.9	281.3	280.3	282.2	77.1	306.3
35°	244.1	243.6	241.2	242.6	243.2	242.2	242.9	76.3	382.6
40°	179.9	179.6	180.9	182.1	183.5	183.3	184.4	64.1	446.7
45°	110.1	109.9	111.2	112.6	113.8	115.2	117.5	43.7	490.4
50°	51.7	59.9	67.3	61.6	55.5	66.0	73.6	26.1	516.5
55°	21.0	28.2	26.7	30.5	23.0	31.8	29.6	12.4	528.9
60°	14.1	14.7	15.5	14.4	14.4	15.4	16.1	7.1	536.0
65°	11.6	11.5	12.0	11.7	12.2	12.2	12.1	5.9	541.9
70°	8.4	8.6	8.9	8.9	9.1	9.2	9.2	4.6	546.5
75°	5.8	6.1	6.7	6.4	6.5	6.9	6.6	3.4	549.9
80°	3.5	3.8	4.1	4.5	4.2	4.7	4.7	2.3	552.2
85°	1.8	1.8	1.8	2.1	2.2	2.5	2.7	1.2	553.3
90°	5.2	5.0	5.3	5.2	3.1	1.1	0.4	2.0	555.4
95°	23.9	24.4	26.2	24.8	15.9	8.2	4.2	10.3	565.7
100°	42.8	43.9	44.3	38.8	26.0	14.7	9.7	17.5	583.2
105°	61.3	62.6	61.4	52.4	35.9	22.2	16.3	24.1	607.3
110°	82.4	82.7	77.5	64.5	46.0	30.0	23.3	30.4	637.7
115°	100.7	99.8	92.0	75.7	55.8	37.9	31.1	35.4	673.0
120°	115.9	114.0	103.9	84.8	64.9	45.6	38.7	38.8	711.8
125°	125.7	122.3	111.1	93.1	72.6	52.9	46.8	40.3	752.1
130°	129.2	126.3	114.5	98.0	78.5	60.4	54.8	39.9	792.0
135°	129.0	126.3	115.8	101.3	83.2	67.4	62.9	38.1	830.1
140°	126.9	124.9	116.2	103.6	87.1	74.0	71.4	35.5	865.6
145°	124.8	123.4	116.1	105.0	90.7	80.2	78.2	32.3	897.9
150°	121.9	121.3	114.8	104.9	93.7	86.1	84.5	28.5	926.4
155°	118.5	118.2	111.9	104.4	96.0	91.3	90.1	24.2	950.6
160°	113.8	113.5	108.5	103.6	98.0	95.4	95.1	19.5	970.1
165°	108.8	108.2	105.6	102.3	100.0	98.6	98.8	14.6	984.7
170°	105.0	104.5	103.8	102.4	101.4	101.2	101.3	9.8	994.5
175°	102.8	102.7	102.1	101.9	102.0	102.0	102.0	4.9	999.4
180°	102.2	102.2	102.2	102.2	102.2	102.2	102.2	0.6	1000.0

Photometric test report

Family Silica® 21	Order number: 51MX33DR3CWB EAN: 4069025390004	LP number 59331_141
-----------------------------	--	-------------------------------

UGR-Table	Standard room	siteco
------------------	----------------------	---------------

Reflection factor of ceiling	0.7	0.7	0.5	0.5	0.3	0.7	0.7	0.5	0.5	0.3	
Reflection factor of walls	0.5	0.3	0.5	0.3	0.3	0.5	0.3	0.5	0.3	0.3	
Reflection factor of floor	0.2	0.2	0.2	0.2	0.2	0.2	0.2	0.2	0.2	0.2	
Room dimensions	View crosswise (C0)					View endwise (C90)					
x	y										
2H	2H	15.4	16.3	16.3	17.2	18.3	15.6	16.5	16.5	17.4	18.5
	3H	15.3	16.1	16.2	17.0	18.1	15.6	16.3	16.5	17.2	18.4
	4H	15.3	16.0	16.2	16.9	18.1	15.6	16.3	16.5	17.2	18.4
	6H	15.2	15.8	16.1	16.8	18.0	15.5	16.2	16.5	17.1	18.3
	8H	15.1	15.7	16.1	16.7	17.9	15.4	16.0	16.4	17.0	18.2
	12H	15.0	15.6	16.0	16.5	17.8	15.5	16.0	16.4	16.9	18.2
4H	2H	15.2	15.9	16.1	16.8	17.9	15.3	16.0	16.2	16.9	18.1
	3H	15.2	15.7	16.1	16.7	17.9	15.4	15.9	16.3	16.9	18.1
	4H	15.2	15.7	16.1	16.6	17.9	15.4	15.9	16.4	16.9	18.1
	6H	15.1	15.6	16.1	16.6	17.8	15.5	15.9	16.4	16.9	18.1
	8H	15.1	15.5	16.1	16.5	17.8	15.5	15.9	16.5	16.9	18.1
	12H	15.0	15.4	16.0	16.4	17.7	15.5	15.8	16.5	16.8	18.1
8H	4H	15.0	15.4	16.0	16.4	17.7	15.2	15.6	16.2	16.6	17.9
	6H	15.1	15.5	16.1	16.4	17.7	15.4	15.7	16.4	16.7	18.0
	8H	15.1	15.4	16.1	16.4	17.7	15.5	15.8	16.5	16.8	18.1
	12H	15.1	15.3	16.1	16.3	17.7	15.5	15.8	16.6	16.8	18.1
12H	4H	15.0	15.3	16.0	16.3	17.6	15.1	15.5	16.2	16.5	17.8
	6H	15.1	15.3	16.1	16.3	17.6	15.3	15.6	16.3	16.6	17.9
	8H	15.1	15.3	16.1	16.3	17.6	15.4	15.7	16.4	16.7	18.0

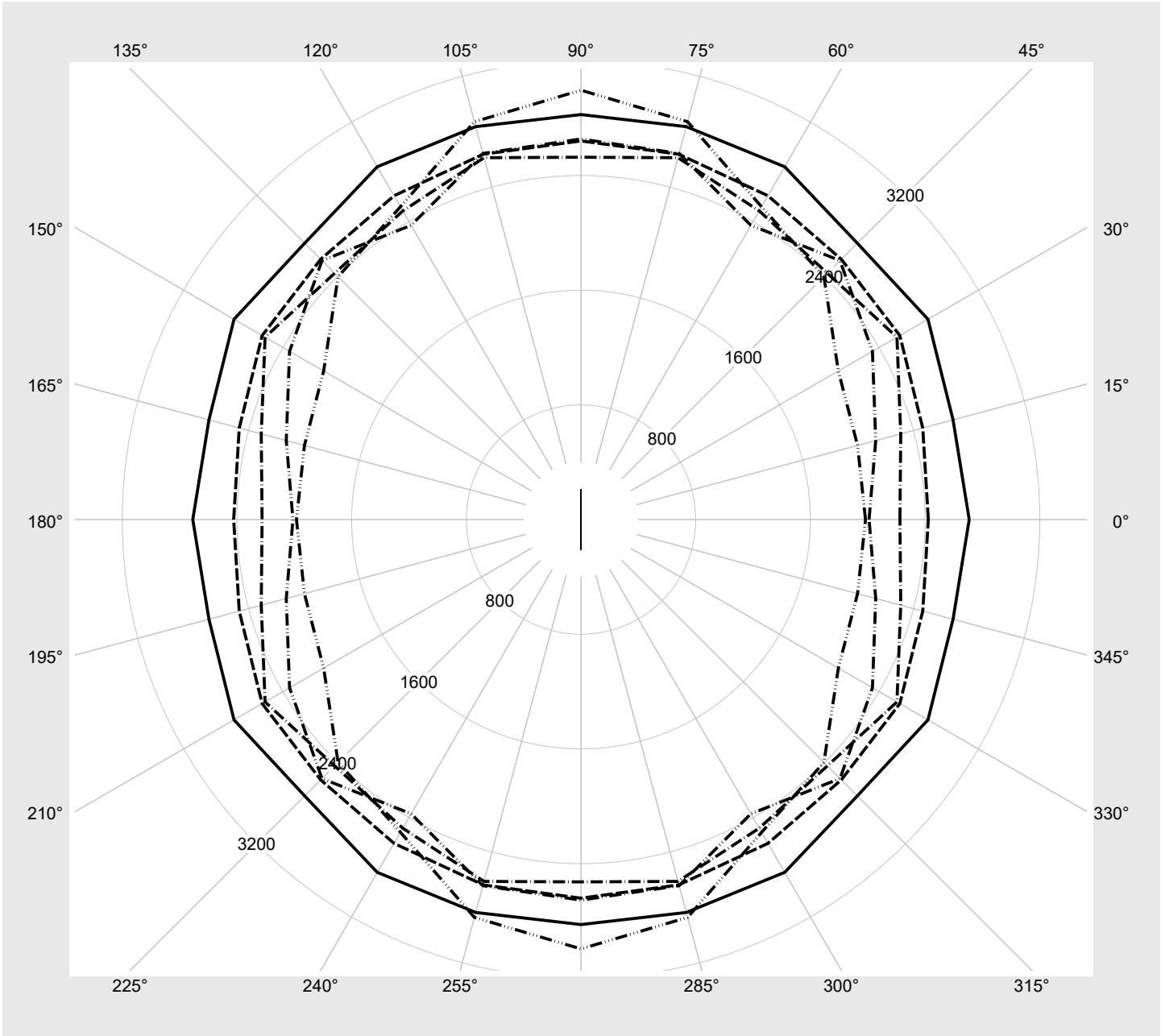
Luminance table	Max. for $\gamma \geq 65^\circ$	Photometric dimensions in mm:	L = 3600 B = 50
------------------------	---	--------------------------------------	----------------------------------

C-planes	γ	Luminance in cd/m ²							
		0° 180°	15° 165° 195° 345°	30° 150° 210° 330°	45° 135° 225° 315°	60° 120° 240° 300°	75° 105° 255° 285°	90° 270°	
45°	45°	15337.5	15304.3	15496.3	15678.9	15848.6	16051.1	16365.1	
50°	50°	7920.8	9176.2	10319.4	9444.3	8511.2	10108.4	11284.7	
55°	55°	3601.3	4851.2	4582.4	5234.8	3953.7	5459.5	5074.6	
60°	60°	2787.2	2892.4	3057.4	2834.0	2844.5	3025.1	3162.0	
65°	65°	2707.8	2686.6	2794.5	2726.0	2841.6	2837.4	2825.1	
70°	70°	2422.6	2467.8	2567.8	2567.8	2608.1	2638.0	2641.2	
75°	75°	2224.5	2308.9	2544.5	2430.0	2485.9	2613.0	2527.4	
80°	80°	2009.2	2128.3	2347.2	2554.8	2369.9	2643.9	2654.7	
85°	85°	1984.6	1997.0	2072.7	2395.9	2519.1	2872.9	2994.9	

Photometric test report

Family Silica® 21	Order number: 51MX33DR3CWB EAN: 4069025390004	LP number 59331_141
------------------------------------	--	--------------------------------------

Luminance values in cd/m² γ 65° γ 70° γ 75° γ 80° γ 85° **siteco**



Photometric test report

Family Silica® 21	Order number: 51MX33DR3CWB EAN: 4069025390004	LP number 59331_141
-----------------------------	--	-------------------------------

Dimming levels table	environmental temperature: 25°C	sITeco
-----------------------------	---------------------------------	---------------

Luminous flux %	Dimming level linear	Dimming level logarithmic	Luminous flux [lm]	Power consumption [W]
100	254	254	17730	120.7
95	241	252	16868	114.6
90	227	250	15934	108.1
85	214	248	15058	102.1
80	201	245	14180	96.1
75	188	243	13298	90.1
70	175	240	12409	84.1
65	162	238	11514	78.0
60	149	234	10615	71.9
55	137	231	9780	66.7
50	124	228	8871	61.0
45	111	224	7957	55.2
40	99	219	7109	49.7
35	86	214	6185	43.6
30	74	209	5327	37.9
25	62	202	4463	32.3
20	49	194	3527	26.1
15	37	183	2659	20.3
10	25	169	1787	14.6
5	13	145	912	9.1
2	6	117	399	6.1