

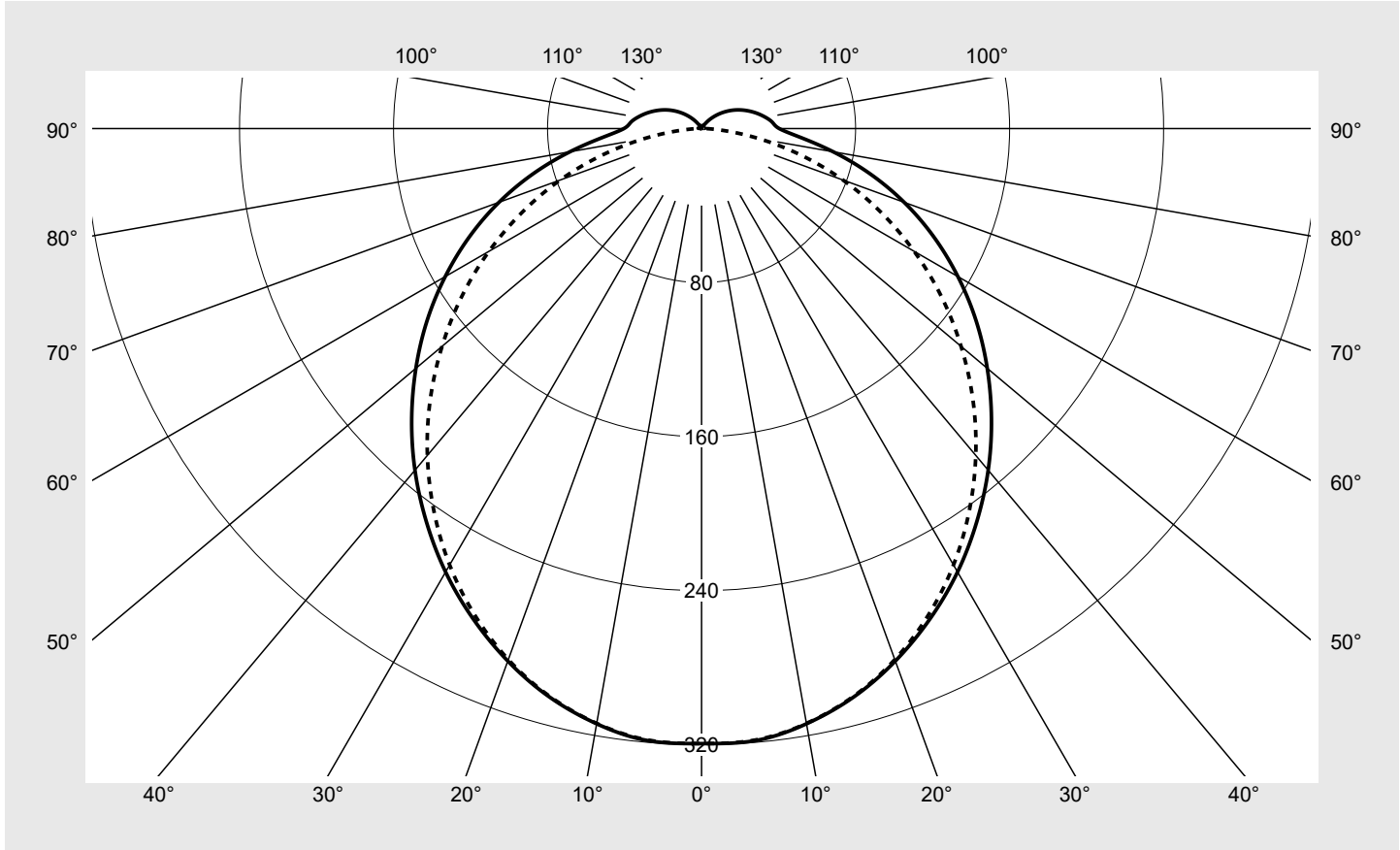


# Photometric test report

<b>Family</b> <b>Monsun® 21</b>	<b>Order number: 51FB207P437B3G</b> <b>EAN: 4058352520154</b>	<b>LP number</b> <b>59060_59</b>
	<b>Version</b> prismatic diffuser, opal, polycarbonate, wide distribution <b>Lamps</b> LED 4000 K   CRI ≥ 80 <b>Controlgear</b> ECG <b>Rated values</b> Net luminous flux = 3620 lm Power consumption = 28.0 W Luminous efficacy = 129.3 lm/W	<b>serial documentation</b> <b>17.06.2021</b>
		

**Luminous intensity in cd/klm** C180-0 C270-90 **Imax: 319 cd/klm**



Classifications	
DIN 5040	A 4 1
CIE	N1=45 N2=75 N3=93 N4=94 N5=100

Luminaire light output ratios	
$\eta_{LB}$	100.0%
$\phi_u$	93.7%
$\phi_o$	6.3%

**Measurement conditions**  
 DIN EN 13032 and DIN 5032

## Photometric test report

<b>Family</b> <b>Monsun® 21</b>	<b>Order number: 51FB207P437B3G</b> <b>EAN: 4058352520154</b>	<b>LP number</b> <b>59060_59</b>
<b>Table of values for luminous intensities</b>		<b>Maximum luminous intensity</b>
		<b>siteco</b>

C-planes $\gamma$	0° 180°	15°	30°	45°	60°	75°	90° 270°	Phi-zone	Total Phi-zone
		165° 195° 345°	150° 210° 330°	135° 225° 315°	120° 240° 300°	105° 255° 285°			
Luminous intensity in cd/klm								Luminous flux in lm/klm	
0°	319.4	319.4	319.4	319.4	319.4	319.4	319.4	1.9	1.9
5°	319.1	317.8	316.0	317.2	318.6	318.6	318.8	15.2	17.1
10°	313.9	312.8	311.0	312.1	313.5	313.5	313.7	29.8	46.9
15°	305.6	304.7	302.7	303.7	305.0	304.9	305.2	43.2	90.1
20°	294.3	293.5	291.4	292.2	293.3	293.1	293.5	54.9	145.0
25°	280.9	280.2	277.7	277.9	278.8	278.5	278.8	64.6	209.6
30°	265.9	265.3	262.4	261.6	261.9	261.4	261.7	72.0	281.6
35°	249.2	248.5	245.6	243.7	242.9	242.2	242.4	77.0	358.5
40°	231.6	230.8	227.5	224.6	222.7	221.4	221.6	79.5	438.0
45°	212.9	211.8	208.5	204.2	201.3	199.0	199.4	79.5	517.5
50°	193.7	192.3	188.8	183.7	179.4	175.9	176.0	77.3	594.9
55°	174.1	172.4	168.8	162.7	157.2	152.3	152.1	73.1	667.9
60°	153.8	152.1	148.1	141.4	134.9	128.8	127.5	66.9	734.9
65°	133.1	131.4	127.0	119.9	112.8	105.5	102.8	59.2	794.0
70°	112.0	110.4	105.0	98.0	90.2	82.2	78.2	49.9	843.9
75°	90.5	88.8	83.0	75.7	67.3	58.8	53.6	39.3	883.2
80°	69.4	67.4	62.0	54.0	45.3	36.4	30.4	28.3	911.6
85°	51.2	49.1	43.8	35.9	26.7	17.7	11.3	18.6	930.2
90°	40.3	38.3	33.0	25.3	16.4	7.5	1.9	12.9	943.1
95°	36.9	35.1	30.2	22.8	14.1	5.6	1.6	11.6	954.7
100°	33.7	31.9	27.1	20.1	11.9	4.0	1.5	10.1	964.8
105°	30.1	28.5	23.8	17.3	9.5	2.6	1.3	8.6	973.4
110°	26.5	24.6	20.5	14.4	7.3	1.5	1.2	7.1	980.4
115°	22.8	21.1	17.3	11.6	5.2	1.3	1.2	5.7	986.1
120°	19.1	17.5	14.1	8.9	3.4	1.3	1.1	4.4	990.5
125°	15.4	13.9	10.8	6.2	1.7	1.2	1.0	3.2	993.6
130°	11.8	10.5	7.7	3.9	1.4	1.2	1.0	2.2	995.8
135°	8.3	7.2	5.0	2.0	1.4	1.2	1.1	1.4	997.2
140°	5.1	4.3	2.5	1.6	1.3	1.1	1.0	0.8	998.0
145°	2.4	2.0	1.8	1.6	1.4	1.2	1.2	0.5	998.5
150°	1.9	1.9	1.8	1.5	1.4	1.3	1.2	0.4	999.0
155°	1.8	1.8	1.6	1.5	1.4	1.3	1.3	0.4	999.3
160°	1.6	1.6	1.5	1.5	1.4	1.4	1.3	0.3	999.6
165°	1.5	1.5	1.4	1.4	1.4	1.4	1.3	0.2	999.8
170°	1.4	1.4	1.4	1.4	1.4	1.4	1.3	0.1	999.9
175°	1.3	1.3	1.3	1.4	1.4	1.4	1.3	0.1	1000.0
180°	1.3	1.3	1.3	1.3	1.3	1.3	1.3	0.0	1000.0

## Photometric test report

<b>Family</b> Monsun® 21	<b>Order number: 51FB207P437B3G</b> <b>EAN: 4058352520154</b>	<b>LP number</b> 59060_59
-----------------------------	--	------------------------------

<b>UGR-Table</b>	<b>Standard room</b>	<b>siteco</b>
------------------	----------------------	---------------

Reflection factor of ceiling	0.7	0.7	0.5	0.5	0.3	0.7	0.7	0.5	0.5	0.3	
Reflection factor of walls	0.5	0.3	0.5	0.3	0.3	0.5	0.3	0.5	0.3	0.3	
Reflection factor of floor	0.2	0.2	0.2	0.2	0.2	0.2	0.2	0.2	0.2	0.2	
Room dimensions	View crosswise (C0)					View endwise (C90)					
x	y										
2H	2H	18.6	20.3	18.9	20.6	20.9	18.4	20.1	18.7	20.4	20.7
	3H	20.4	22.0	20.8	22.3	22.6	19.9	21.5	20.3	21.8	22.2
	4H	21.2	22.7	21.6	23.0	23.4	20.5	22.0	20.9	22.4	22.8
	6H	21.9	23.3	22.3	23.7	24.1	21.0	22.3	21.4	22.7	23.1
	8H	22.3	23.6	22.7	23.9	24.3	21.1	22.4	21.5	22.8	23.2
	12H	22.6	23.8	23.0	24.2	24.6	21.2	22.4	21.6	22.8	23.2
4H	2H	19.3	20.8	19.7	21.1	21.5	19.2	20.6	19.6	21.0	21.4
	3H	21.3	22.6	21.7	23.0	23.4	20.9	22.2	21.3	22.6	23.0
	4H	22.3	23.4	22.7	23.8	24.3	21.6	22.8	22.1	23.2	23.6
	6H	23.1	24.2	23.6	24.6	25.0	22.2	23.2	22.6	23.6	24.1
	8H	23.5	24.5	24.0	24.9	25.4	22.3	23.3	22.8	23.7	24.2
	12H	23.9	24.7	24.4	25.2	25.7	22.5	23.3	22.9	23.8	24.3
8H	4H	22.6	23.6	23.1	24.0	24.5	22.1	23.0	22.5	23.4	23.9
	6H	23.6	24.4	24.1	24.9	25.4	22.8	23.5	23.2	24.0	24.5
	8H	24.1	24.8	24.6	25.3	25.8	23.0	23.7	23.5	24.2	24.7
	12H	24.6	25.2	25.1	25.7	26.3	23.2	23.8	23.7	24.3	24.8
12H	4H	22.7	23.5	23.1	24.0	24.5	22.2	23.0	22.6	23.5	23.9
	6H	23.7	24.4	24.2	24.9	25.4	22.9	23.6	23.4	24.1	24.6
	8H	24.3	24.9	24.8	25.4	25.9	23.2	23.8	23.7	24.3	24.8

<b>Luminance table</b>	<b>Max. for <math>\gamma \geq 65^\circ</math></b>	<b>Photometric dimensions in mm:</b>	<b>L = 1590</b>	<b>H(C0) = 21</b>	<b>H(C180) = 21</b>
			<b>B = 87</b>	<b>H(C90) = 21</b>	<b>H(C270) = 21</b>

C-planes	$\gamma$	Luminance in cd/m <sup>2</sup>								
		0° 180°	15° 165° 195° 345°	30° 150° 210° 330°	45° 135° 225° 315°	60° 120° 240° 300°	75° 105° 255° 285°	90° 270°		
	45°	6348.6	6339.9	6347.0	6405.3	6578.9	6849.1	7281.9		
	50°	6124.7	6106.7	6116.3	6158.6	6310.6	6571.1	7053.0		
	55°	5907.2	5878.3	5887.0	5904.6	6033.6	6274.4	6810.2		
	60°	5674.8	5646.1	5643.8	5643.1	5746.6	5963.2	6524.4		
	65°	5430.4	5400.0	5375.2	5358.3	5441.3	5622.6	6187.3		
	70°	5152.4	5118.8	5047.2	5016.3	5062.5	5209.3	5772.0		
	75°	4812.8	4769.8	4651.2	4579.1	4557.6	4642.9	5168.8		
	80°	4416.6	4338.6	4204.9	4023.6	3900.0	3845.8	4268.7		
	85°	4093.3	3983.8	3796.2	3522.1	3188.8	2849.9	2952.6		

**Photometric test report**

<b>Family</b> <b>Monsun® 21</b>	<b>Order number: 51FB207P437B3G</b> <b>EAN: 4058352520154</b>	<b>LP number</b> <b>59060_59</b>
------------------------------------	--	-------------------------------------

**Luminance values in cd/m<sup>2</sup>**       $\gamma$  65°      $\gamma$  70°      $\gamma$  75°      $\gamma$  80°      $\gamma$  85°

