


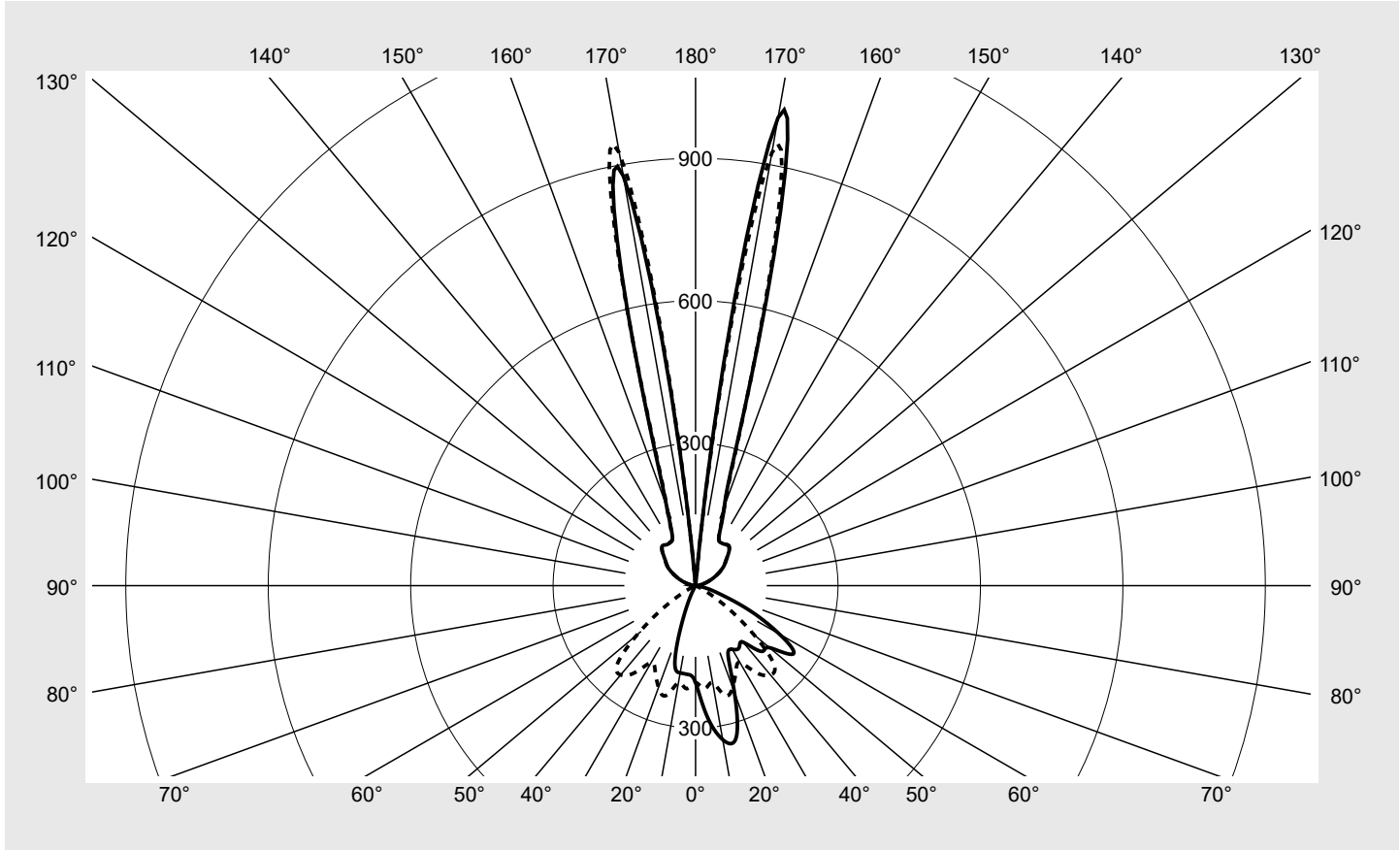


Photometric test report

Family Mirrortec® LED	Order number: 5NW14091QC + 5XA7682G3H2AC EAN: 4039806588586 + 4058352223734	LP number 58034_9
	Version SMR100A 1200x1200, tubular pendant suspension (652mm), FL20 midi power RS5	serial documentation 16.12.2020
	Lamps LED 5000 K CRI ≥ 70 Controlgear ECG-DALI Setting individual position: distance floodlight mirror = 3,5m / reflector tilt = 5°	
	Rated values Net luminous flux = 34750 lm Power consumption = 305.7 W Luminous efficacy = 113.7 lm/W	

Luminous intensity in cd/klm C180-0 C270-90 Imax: 1001 cd/klm



Classifications	
DIN 5040	C 4 4
CIE	N1=47 N2=83 N3=98 N4=53 N5=100

Luminaire light output ratios	
η_{LB}	100.0%
ϕ_u	53.4%
ϕ_o	46.6%

Measurement conditions
 DIN EN 13032 and DIN 5032

Photometric test report

Family Mirrortec® LED	Order number: 5NW14091QC + 5XA7682G3H2AC EAN: 4039806588586 + 4058352223734	LP number 58034_9
Table of values for luminous intensities		Maximum luminous intensity
siteco		

C-planes	0°	15° 345°	30° 330°	45° 315°	60° 300°	75° 285°	90° 270°
γ	Luminous intensity in cd/klm						
0°	204.1	204.1	204.1	204.1	204.1	204.1	204.1
5°	275.7	268.7	264.5	259.9	232.3	221.8	217.7
10°	329.2	326.0	303.2	286.3	259.5	223.8	207.4
15°	330.9	319.7	297.7	275.7	246.9	236.7	239.4
20°	239.2	230.8	233.5	212.0	200.2	206.0	228.0
25°	162.3	175.1	171.0	182.5	178.3	180.1	200.8
30°	155.0	152.0	158.1	150.6	174.7	160.7	186.7
35°	159.7	156.1	163.8	168.8	182.3	197.4	223.9
40°	155.2	158.5	178.8	185.5	201.8	229.8	245.3
45°	195.7	194.8	205.4	226.1	235.1	224.3	232.8
50°	203.1	225.8	252.0	272.1	233.2	187.4	159.8
55°	250.9	249.2	284.8	297.0	192.8	121.2	86.0
60°	203.6	227.4	278.0	282.1	135.4	63.8	33.0
65°	130.7	154.4	242.5	198.2	77.4	22.5	7.5
70°	63.5	88.8	156.6	138.2	36.8	2.5	0.0
75°	31.4	41.9	89.1	76.6	13.2	0.0	0.0
80°	9.5	16.2	43.8	37.2	2.6	0.0	0.0
85°	3.3	5.5	17.7	19.2	0.4	0.0	0.0
90°	0.2	1.0	6.0	5.6	0.2	0.2	0.2
95°	2.8	2.8	3.5	2.9	2.8	2.8	2.8
100°	10.2	10.2	10.1	10.1	10.2	10.1	10.2
105°	20.6	20.7	20.6	20.7	20.6	20.6	20.8
110°	32.1	32.1	32.4	32.1	32.1	32.2	32.1
115°	45.3	44.9	45.3	45.2	45.1	45.1	45.1
120°	59.2	59.5	59.9	59.7	59.7	59.1	59.9
125°	73.2	72.6	72.4	73.3	73.1	72.2	72.8
130°	84.3	85.2	85.1	84.9	84.8	84.8	84.2
135°	98.7	98.3	97.8	97.6	97.6	97.6	98.4
140°	109.4	108.5	108.3	108.3	108.1	108.1	108.4
145°	106.6	105.9	105.9	106.5	104.4	106.1	106.1
150°	105.0	106.3	106.2	105.3	105.5	105.2	105.2
155°	117.6	116.8	116.8	118.1	117.4	117.2	117.3
160°	177.7	177.8	179.0	177.8	178.0	177.1	178.0
165°	449.2	450.2	450.5	428.6	452.1	450.3	448.7
170°	1000.6	840.1	387.0	73.7	348.6	778.2	925.6
175°	0.0	0.0	0.0	0.0	0.0	0.0	0.0
180°	0.0	0.0	0.0	0.0	0.0	0.0	0.0

Photometric test report

Family Mirrortec® LED	Order number: 5NW14091QC + 5XA7682G3H2AC EAN: 4039806588586 + 4058352223734	LP number 58034_9
Table of values for luminous intensities		Maximum luminous intensity
		sITeco

C-planes	105° 255°	120° 240°	135° 225°	150° 210°	165° 195°	180°	Phi-zone	Total Phi-zone
γ	Luminous intensity in cd/klm						Luminous flux in lm/klm	
0°	204.1	204.1	204.1	204.1	204.1	204.1	1.2	1.2
5°	204.0	202.9	201.6	199.8	197.2	187.7	10.8	12.0
10°	204.3	206.2	205.3	202.7	195.2	186.5	22.8	34.8
15°	229.1	220.3	211.8	197.9	174.5	168.6	34.3	69.1
20°	242.4	236.8	190.3	133.9	97.6	85.0	37.1	106.2
25°	226.0	195.9	122.9	62.0	35.9	29.1	35.3	141.4
30°	214.7	145.1	64.6	16.4	3.5	0.6	34.4	175.8
35°	208.7	97.0	18.9	0.4	0.0	0.0	39.2	215.0
40°	194.5	61.7	7.6	0.6	0.0	0.0	45.3	260.3
45°	168.6	29.0	3.9	1.4	0.4	0.1	52.3	312.6
50°	108.8	8.3	0.0	0.5	0.0	0.0	54.2	366.8
55°	56.4	0.6	0.0	0.0	0.3	0.0	52.9	419.7
60°	17.4	0.0	0.0	0.0	0.3	0.0	45.1	464.8
65°	4.3	0.0	0.0	0.0	0.3	0.0	32.0	496.7
70°	0.1	0.0	0.0	0.2	0.4	0.0	19.5	516.3
75°	0.0	0.0	0.0	0.0	0.0	0.0	10.4	526.7
80°	0.0	0.0	0.0	0.0	0.0	0.0	4.7	531.4
85°	0.0	0.0	0.0	0.2	0.0	0.0	2.0	533.5
90°	0.2	0.2	0.2	0.2	0.2	0.2	0.7	534.1
95°	2.8	2.8	2.8	2.8	2.8	2.8	1.6	535.7
100°	10.0	10.2	10.2	10.2	10.2	10.2	5.5	541.2
105°	20.6	20.6	20.6	20.7	20.6	20.5	10.9	552.1
110°	32.4	32.2	32.2	32.2	32.1	32.5	16.6	568.7
115°	45.4	44.9	44.9	45.0	45.2	45.1	22.4	591.1
120°	59.6	59.6	59.5	59.6	59.8	59.9	28.3	619.4
125°	73.1	73.0	73.5	72.4	72.9	73.4	32.7	652.1
130°	85.3	84.9	83.9	85.1	84.6	83.2	35.6	687.7
135°	98.4	98.2	98.1	97.9	98.3	97.9	38.0	725.7
140°	107.8	107.9	107.8	108.4	108.4	109.0	38.1	763.8
145°	106.1	105.3	106.0	106.0	106.9	105.5	33.3	797.1
150°	105.5	106.1	104.9	105.8	106.2	106.1	29.0	826.1
155°	117.7	116.8	118.1	117.0	117.0	115.9	27.2	853.3
160°	177.5	178.5	178.3	178.8	178.9	178.6	33.4	886.7
165°	452.8	452.1	396.3	446.7	445.8	453.8	63.0	949.6
170°	734.3	296.4	44.7	278.2	702.5	875.9	50.3	1000.0
175°	0.0	0.0	0.0	0.0	0.0	0.0	0.0	1000.0
180°	0.0	0.0	0.0	0.0	0.0	0.0	0.0	1000.0

Photometric test report

Family Mirrortec® LED	Order number: 5NW14091QC + 5XA7682G3H2AC EAN: 4039806588586 + 4058352223734	LP number 58034_9
---------------------------------	--	-----------------------------

UGR-Table	Standard room	siteco
------------------	----------------------	---------------

Reflection factor of ceiling	0.7	0.7	0.5	0.5	0.3	0.7	0.7	0.5	0.5	0.3	
Reflection factor of walls	0.5	0.3	0.5	0.3	0.3	0.5	0.3	0.5	0.3	0.3	
Reflection factor of floor	0.2	0.2	0.2	0.2	0.2	0.2	0.2	0.2	0.2	0.2	
Room dimensions	View crosswise (C0)					View endwise (C90)					
x	y										
2H	2H	20.6	21.5	21.5	22.5	23.6	14.8	15.7	15.7	16.6	17.8
	3H	22.7	23.7	23.4	24.4	25.4	15.8	16.8	16.6	17.6	18.6
	4H	21.5	22.2	22.4	23.2	24.4	14.5	15.2	15.4	16.2	17.4
	6H	21.9	22.7	22.8	23.6	24.8	14.9	15.7	15.8	16.6	17.7
	8H	21.3	22.0	22.2	22.9	24.2	14.2	14.9	15.2	15.9	17.1
	12H	21.8	22.4	22.7	23.4	24.5	14.7	15.4	15.6	16.3	17.5
4H	2H	21.5	22.3	22.5	23.2	24.5	16.8	17.6	17.7	18.5	19.8
	3H	22.8	23.4	23.7	24.4	25.6	16.8	17.5	17.8	18.4	19.7
	4H	23.0	23.5	23.9	24.5	25.8	16.7	17.3	17.7	18.3	19.5
	6H	23.5	24.0	24.4	25.0	26.2	17.1	17.7	18.1	18.6	19.8
	8H	22.8	23.3	23.8	24.3	25.6	16.5	16.9	17.5	17.9	19.2
	12H	23.3	23.8	24.3	24.7	26.0	17.0	17.4	17.9	18.4	19.6
8H	4H	23.0	23.5	24.0	24.5	25.8	17.4	17.8	18.4	18.8	20.1
	6H	23.2	23.6	24.2	24.6	25.9	17.3	17.7	18.3	18.7	20.0
	8H	23.2	23.5	24.2	24.5	25.9	17.2	17.6	18.2	18.6	19.9
	12H	23.7	24.0	24.7	25.0	26.2	17.7	18.0	18.7	19.0	20.3
12H	4H	23.5	24.0	24.5	24.9	26.2	18.0	18.4	18.9	19.4	20.6
	6H	23.7	24.1	24.7	25.0	26.3	18.0	18.3	18.9	19.3	20.5
	8H	23.8	24.1	24.7	25.1	26.3	17.9	18.2	18.9	19.2	20.5

Luminance table	Max. for $\gamma \geq 65^\circ$	Photometric dimensions in mm:	L = 1200
			B = 1200

C-planes	0°	15° 345°	30° 330°	45° 315°	60° 300°	75° 285°	90° 270°	105° 255°	120° 240°	135° 225°	150° 210°	165° 195°	180°
γ	Luminance in cd/m ²												
45°	6680.1	6648.9	7008.2	7714.8	8022.8	7653.2	7945.6	5753.2	991.2	134.5	49.1	14.4	2.3
50°	7625.9	8476.9	9460.3	10216.0	8756.6	7034.3	6000.4	4083.6	310.5	1.1	18.9	0.0	0.0
55°	10557.9	10482.6	11982.2	12493.6	8110.5	5099.1	3617.7	2371.0	26.9	0.0	0.0	10.6	0.0
60°	9826.4	10975.7	13415.7	13616.9	6533.7	3077.4	1591.3	840.5	1.3	0.0	1.1	15.3	0.0
65°	7463.0	8819.2	13847.3	11318.1	4416.8	1282.6	428.2	243.2	0.0	0.0	0.0	14.3	0.0
70°	4480.0	6263.8	11049.8	9753.7	2597.0	178.2	0.0	7.6	0.0	2.3	11.5	29.3	0.0
75°	2923.4	3907.4	8305.3	7141.5	1228.4	0.0	0.0	0.0	0.0	0.0	0.0	0.0	0.0
80°	1316.7	2254.4	6093.2	5170.8	355.5	0.0	0.0	0.0	5.1	0.0	0.0	0.0	0.0
85°	919.5	1526.5	4899.7	5302.3	116.6	0.0	0.0	0.0	0.0	0.0	65.3	0.0	0.0

Photometric test report

Family Mirrortec® LED	Order number: 5NW14091QC + 5XA7682G3H2AC EAN: 4039806588586 + 4058352223734	LP number 58034_9
---------------------------------	--	-----------------------------

Luminance values in cd/m² γ 65° γ 70° γ 75° γ 80° γ 85° **siteco**

