


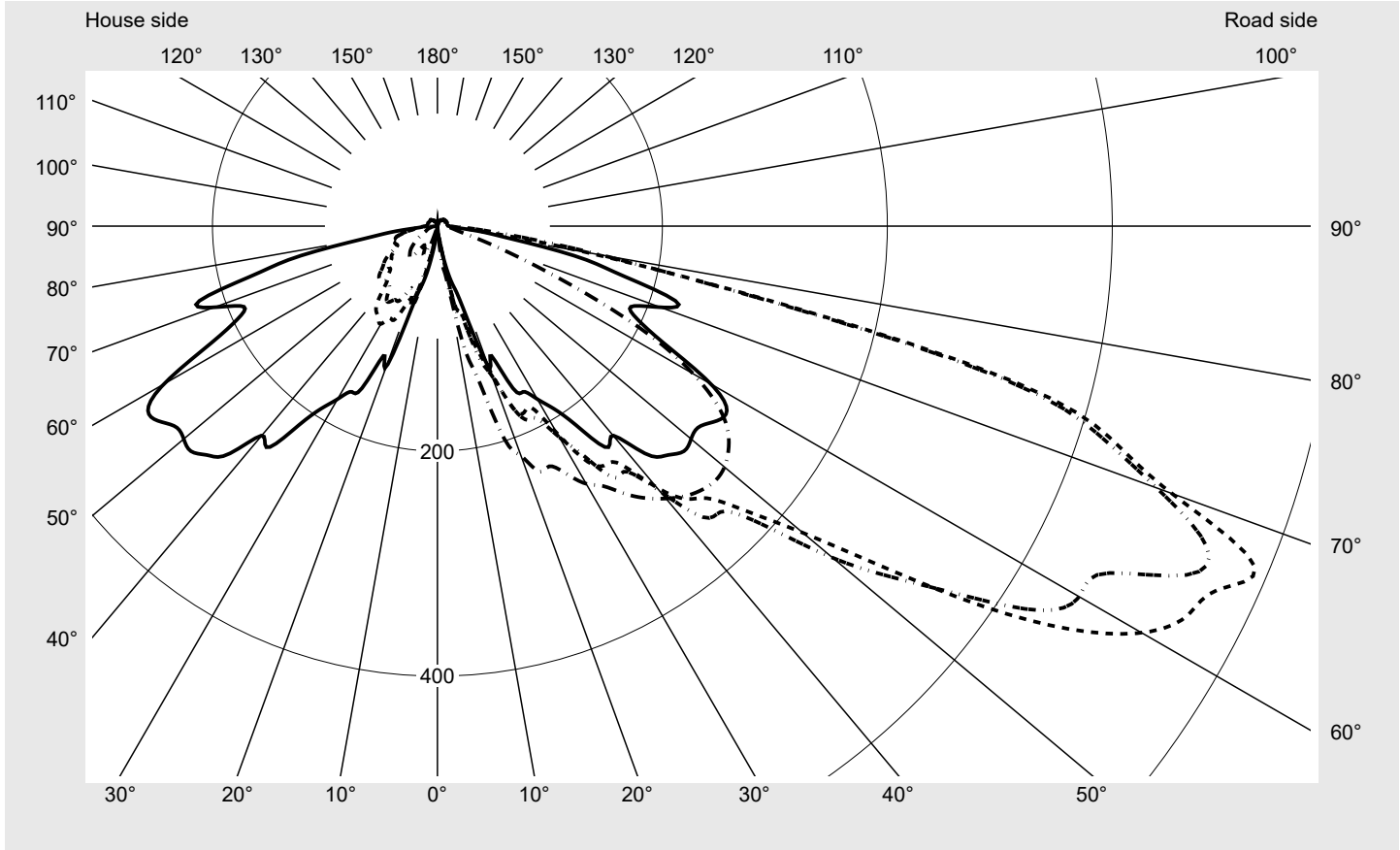
# Photometric test report

<b>Family</b> <b>CITY-LIGHT 120 LED</b>	<b>Order number: 5XA5285AF14H</b> <b>EAN: 4058352835456</b>	<b>LP number</b> <b>57138_57</b>
	<b>Version</b> post-top- or mounting to wall arm <b>Optic</b> asymmetric, wide distribution (ST1.2a) <b>Cover</b> cover transparent, PMMA <b>Lamps</b> LED 2200 K   CRI ≥ 70 <b>Controlgear</b> ECG SITECO iQ <b>Rated values</b> Net luminous flux = 1540 lm Power consumption = 12.9 W Luminous efficacy = 119.4 lm/W	<b>serial documentation</b> <b>08.07.2022</b>





**Luminous intensity in cd/klm** C180-0 C205-25 C210-30 C270-90 **Imax: 786 cd/klm**



Luminaire output ratios	
Eta	100.0%
Eta 0° - 90°	95.9%
Eta 90° - 180°	4.1%

Luminous intensity class acc. to EN13201-2	
Class:	G2
Imax 70°	694.6
Imax 80°	148.0
Imax 90°	10.7
Imax >90°	10.1
Imax >95°	9.4

**Measurement conditions**  
DIN EN 13032 and DIN 5032

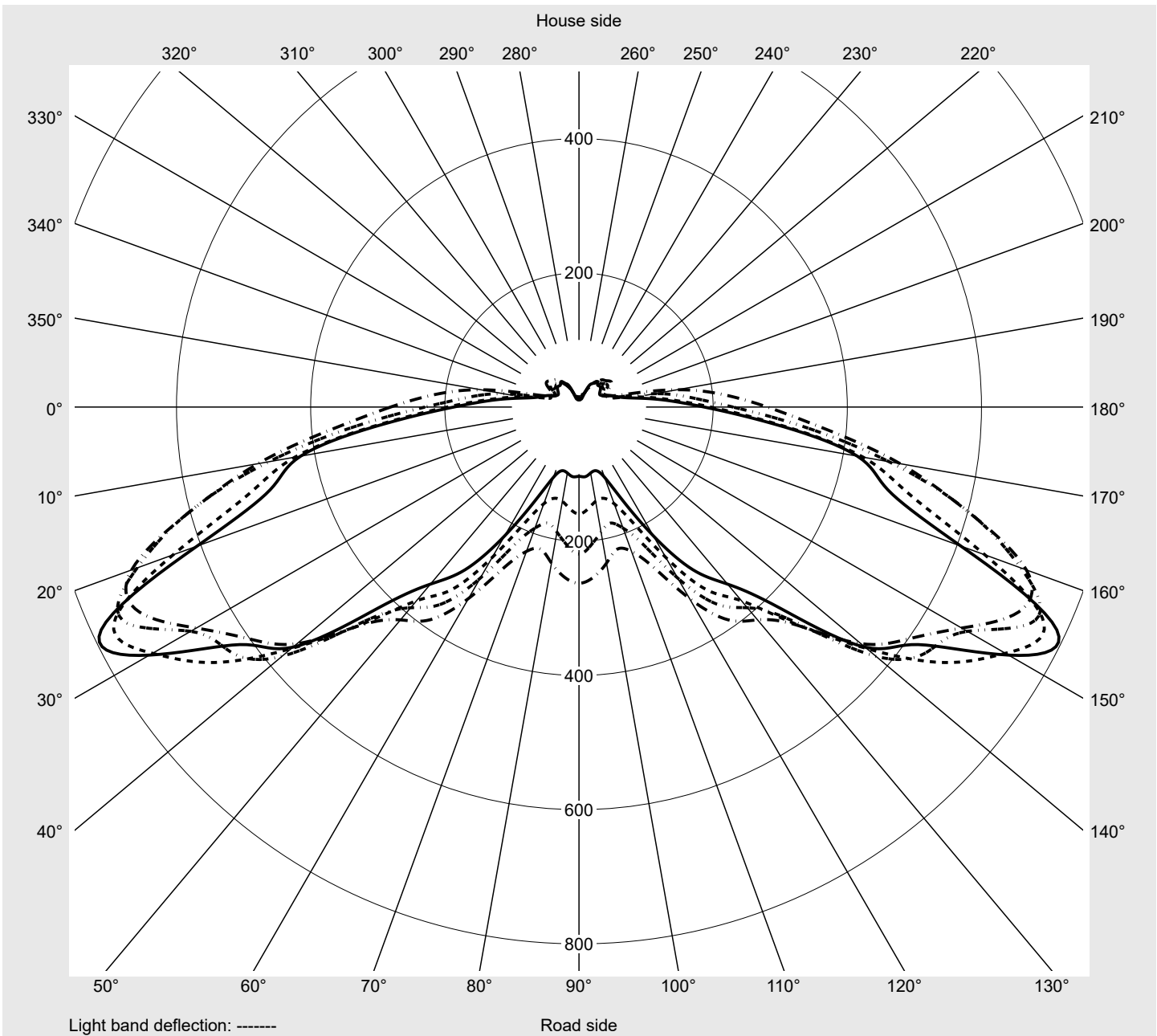
**Photometric test report**

**Family**  
**CITY-LIGHT 120 LED**

**Order number: 5XA5285AF14H**  
**EAN: 4058352835456**

**LP number**  
**57138\_57**

**Envelope curve in cd/klm**      **KMK 67.5°**    **KMK 65°**    **KMK 62.5°**    **KMK 60°**      **siteco**



## Photometric test report

<b>Family</b> <b>CITY-LIGHT 120 LED</b>	<b>Order number: 5XA5285AF14H</b> <b>EAN: 4058352835456</b>	<b>LP number</b> <b>57138_57</b>
<b>Table of values for luminous intensities</b>		<b>Maximum luminous intensity</b>
		<b>siteco</b>

C-planes	0° 180°	5° 175°	10° 170°	15° 165°	20° 160°	25° 155°	30° 150°	35° 145°	40° 140°	45° 135°	50° 130°	55° 125°	60° 120°
γ	Luminous intensity in cd/klm												
0,0°	1.8	1.8	1.8	1.8	1.8	1.8	1.8	1.8	1.8	1.8	1.8	1.8	1.8
2,5°	1.6	1.3	1.3	1.9	1.9	1.9	1.9	1.9	1.9	2.2	2.2	2.2	2.2
5,0°	3.1	3.5	3.8	4.1	4.4	5.0	5.4	6.0	6.0	6.3	6.6	7.6	8.5
7,5°	12.3	14.2	16.1	15.4	13.9	12.0	11.3	12.0	12.6	13.9	17.3	21.4	27.4
10,0°	23.9	23.9	23.0	22.7	23.9	24.2	23.0	21.7	27.7	37.2	45.7	54.8	56.0
12,5°	41.2	49.1	48.8	58.9	56.0	72.7	76.5	71.2	78.1	77.8	69.9	73.1	76.2
15,0°	55.4	50.7	53.2	61.4	68.6	76.5	81.9	84.1	85.6	100.1	109.6	113.0	120.6
17,5°	78.7	92.9	88.5	94.8	90.1	111.2	121.2	128.8	135.1	133.5	148.0	137.3	142.0
20,0°	133.2	150.8	156.5	148.3	137.3	137.3	141.4	141.1	145.2	166.3	170.7	171.6	179.2
22,5°	124.4	138.5	160.6	177.9	170.7	174.4	174.1	163.1	153.3	155.9	179.2	179.8	188.3
25,0°	159.3	147.7	162.5	164.1	173.2	182.6	190.2	193.3	183.9	178.5	189.2	199.9	209.7
27,5°	165.9	173.2	197.1	200.6	184.2	182.3	193.0	200.6	206.2	204.0	211.9	211.3	224.5
30,0°	177.6	185.2	211.3	222.9	211.9	212.5	216.6	225.8	233.0	249.1	245.0	235.2	246.6
32,5°	192.4	194.6	231.8	233.0	242.8	248.1	241.8	238.4	244.7	259.8	279.3	275.2	267.6
35,0°	217.6	222.0	243.7	245.0	245.6	259.5	273.0	276.8	272.7	277.7	297.9	319.0	297.9
37,5°	248.1	256.0	277.7	274.9	269.2	266.4	274.9	296.3	313.9	305.1	323.7	354.6	333.5
40,0°	243.1	253.8	271.4	283.4	287.8	303.2	307.6	315.5	332.8	356.4	348.6	363.1	363.1
42,5°	274.9	269.5	282.1	290.3	302.6	329.1	351.4	356.4	348.6	381.6	383.2	376.0	381.6
45,0°	288.1	282.4	312.7	327.8	334.4	342.6	358.6	393.0	393.6	401.8	406.2	397.4	392.3
47,5°	296.6	302.9	363.7	376.3	390.8	376.6	393.3	417.8	434.5	426.7	423.2	419.1	398.0
50,0°	294.4	314.9	415.3	418.8	448.1	424.1	458.8	475.8	444.3	446.2	434.5	421.3	391.7
52,5°	293.2	326.5	423.8	445.9	507.3	495.3	514.2	524.0	464.1	444.3	437.1	427.9	386.7
55,0°	302.3	339.1	421.0	484.9	575.3	586.3	573.1	548.8	497.2	459.1	436.1	427.9	377.2
57,5°	305.1	375.3	456.9	550.1	659.7	666.9	635.7	569.6	524.3	460.7	431.7	418.5	359.6
60,0°	280.9	366.8	486.2	599.2	709.7	723.0	658.7	601.7	548.5	459.7	414.1	387.0	329.4
62,5°	229.5	336.3	469.5	600.5	700.9	751.0	668.5	635.1	577.8	450.9	390.5	358.6	294.4
65,0°	196.5	298.5	430.1	513.6	643.9	765.2	734.0	663.8	559.9	457.8	376.9	332.8	258.8
67,5°	186.7	292.8	421.3	476.7	605.8	785.9	739.3	617.2	556.7	423.8	344.5	296.0	221.7
70,0°	211.0	319.0	422.3	474.5	573.7	694.6	680.5	580.0	494.4	385.1	313.9	267.0	184.2
72,5°	222.6	340.4	404.0	461.6	557.0	627.6	616.2	519.2	393.3	313.9	258.8	217.0	148.6
75,0°	171.0	287.5	351.1	397.4	487.8	524.0	513.6	380.7	274.6	219.8	211.0	186.7	130.7
77,5°	130.7	200.6	227.7	263.2	303.5	291.9	283.7	207.5	167.2	147.1	168.1	160.6	115.6
80,0°	71.2	84.4	109.6	140.8	137.6	136.3	148.0	137.0	112.1	84.1	84.7	80.0	47.9
82,5°	42.2	46.6	54.2	74.6	66.1	53.2	75.6	92.6	78.1	49.4	33.7	23.3	17.0
85,0°	18.6	21.1	22.7	25.2	19.2	24.6	38.7	44.7	32.4	21.1	14.2	12.9	12.0
87,5°	13.9	13.2	13.2	13.5	13.2	15.7	20.8	18.6	17.0	13.5	11.3	11.0	10.7
90,0°	10.1	10.1	10.1	10.4	10.4	10.4	10.4	10.7	10.4	10.1	10.1	10.1	10.1
92,5°	9.4	9.4	9.8	9.8	9.8	10.1	10.1	10.1	9.8	10.1	9.8	9.8	9.8
95,0°	9.1	9.4	9.4	9.8	9.8	9.8	9.8	9.8	9.8	9.8	9.8	9.8	9.4
97,5°	8.8	9.1	9.4	9.4	9.4	9.4	9.4	9.4	9.4	9.4	9.4	9.4	9.4
100,0°	8.8	8.8	9.4	9.4	9.4	9.4	9.4	9.4	9.4	9.4	9.4	9.4	9.4
102,5°	8.8	8.8	9.4	9.1	9.4	9.4	9.4	9.4	9.4	9.4	9.4	9.4	9.4
105,0°	8.8	8.8	8.8	9.4	9.4	9.4	9.1	9.4	9.4	9.1	9.4	9.1	9.4
107,5°	8.8	8.8	8.8	9.1	9.1	9.1	9.1	9.1	9.1	9.1	9.1	9.1	9.1
110,0°	8.8	8.8	8.8	8.8	8.8	8.8	9.1	8.8	8.8	9.1	8.8	8.8	8.8
112,5°	8.5	8.5	8.8	8.8	8.8	8.8	8.8	8.8	8.8	8.8	8.8	8.8	8.8

## Photometric test report

<b>Family</b> <b>CITY-LIGHT 120 LED</b>	<b>Order number: 5XA5285AF14H</b> <b>EAN: 4058352835456</b>	<b>LP number</b> <b>57138_57</b>
<b>Table of values for luminous intensities</b>		<b>Maximum luminous intensity</b>
		<b>siteco</b>

C-planes	65° 115°	70° 110°	75° 105°	80° 100°	85° 95°	90°	185° 355°	190° 350°	195° 345°	200° 340°	205° 335°	210° 330°	215° 325°
γ	Luminous intensity in cd/klm												
0,0°	1.8	1.8	1.8	1.8	1.8	1.8	1.8	1.8	1.8	1.8	1.8	1.8	1.8
2,5°	2.2	2.5	2.5	2.2	2.2	2.5	1.6	1.6	1.6	1.9	1.6	1.6	1.9
5,0°	8.8	8.8	8.8	9.1	9.1	8.8	3.1	2.5	2.5	2.2	2.2	2.2	2.2
7,5°	26.8	29.6	32.1	34.0	34.6	35.9	10.1	7.6	5.7	4.7	3.5	3.5	2.8
10,0°	54.8	54.8	54.2	52.9	52.0	51.6	22.7	23.6	21.7	18.9	13.2	8.5	5.0
12,5°	84.4	95.7	99.2	105.2	107.4	111.5	33.1	29.0	24.9	22.0	24.6	27.4	25.5
15,0°	126.6	138.9	137.6	138.9	137.9	142.3	66.8	61.7	67.4	63.0	53.5	40.0	31.8
17,5°	143.3	158.7	171.0	183.9	192.1	199.0	74.0	69.0	75.6	72.7	75.3	66.1	56.4
20,0°	178.9	184.2	194.3	206.2	211.6	217.3	110.2	93.8	91.6	89.7	69.3	66.8	60.5
22,5°	200.3	208.5	211.0	222.9	228.9	236.2	96.7	92.3	89.7	88.2	79.7	59.8	46.3
25,0°	217.3	219.8	225.1	231.4	232.7	235.5	123.1	123.4	117.5	121.2	92.3	66.8	48.2
27,5°	241.8	244.0	240.6	246.2	247.8	248.1	126.9	109.9	95.4	99.5	92.3	75.3	54.8
30,0°	265.1	262.3	256.6	259.5	262.6	264.5	143.0	138.5	120.3	123.4	100.4	75.6	48.8
32,5°	284.3	282.8	271.4	273.6	274.9	273.9	154.9	143.0	125.6	112.1	97.6	80.0	59.2
35,0°	302.6	305.8	291.6	286.2	288.4	290.3	183.3	152.7	130.7	127.5	94.1	78.7	69.6
37,5°	322.8	325.9	304.8	300.1	302.9	304.8	199.0	168.5	141.1	129.1	89.1	70.5	72.1
40,0°	343.5	334.1	311.7	310.5	313.0	316.1	211.3	184.8	149.3	129.7	77.1	67.1	73.1
42,5°	361.5	340.7	317.1	317.4	321.5	325.6	238.7	193.3	155.9	120.3	66.1	65.8	74.6
45,0°	377.5	342.3	322.1	324.3	329.1	331.9	273.0	209.4	157.4	109.3	62.0	69.3	77.5
47,5°	377.5	337.9	325.6	326.8	331.3	335.0	279.6	212.2	159.3	93.2	56.7	69.9	78.7
50,0°	364.3	330.9	320.2	324.3	329.7	333.1	281.8	218.2	155.2	80.0	56.7	67.4	75.6
52,5°	346.4	312.0	309.5	316.1	322.4	326.2	281.8	211.6	150.2	63.3	53.2	62.0	69.6
55,0°	324.0	290.0	288.4	299.1	309.5	314.9	285.3	211.6	135.1	58.3	49.8	58.3	67.7
57,5°	294.4	260.4	260.4	273.3	287.2	294.7	264.2	182.9	102.3	52.0	48.2	54.5	64.2
60,0°	263.9	228.9	219.5	236.2	254.1	262.6	215.1	148.6	74.6	49.4	43.5	48.5	59.2
62,5°	225.5	192.1	179.2	189.2	206.6	219.2	165.9	114.6	52.9	45.3	40.9	41.9	51.6
65,0°	189.9	153.3	140.8	142.6	152.4	159.3	132.3	87.2	52.0	45.0	39.4	38.7	45.0
67,5°	152.7	111.5	98.2	99.8	104.2	103.3	124.4	78.4	59.5	50.1	40.6	36.2	37.8
70,0°	122.8	85.3	63.0	61.4	64.2	64.2	141.4	85.3	66.4	51.0	40.9	37.2	36.2
72,5°	95.7	66.4	39.7	36.2	36.2	38.4	135.4	81.6	60.8	46.6	42.2	38.7	35.6
75,0°	74.0	45.7	29.0	24.9	23.9	23.9	86.9	63.9	50.7	39.0	38.7	38.1	33.4
77,5°	55.7	24.9	20.8	18.6	17.6	17.6	67.1	49.4	42.8	35.6	32.7	33.7	28.3
80,0°	26.1	16.1	15.1	15.1	14.5	14.5	49.1	40.6	37.2	32.1	28.0	27.7	21.7
82,5°	13.2	12.0	12.0	12.0	12.3	12.0	31.2	29.9	28.3	23.9	22.0	21.1	17.0
85,0°	11.0	10.7	10.7	10.7	10.7	10.7	17.3	19.2	22.0	21.7	18.9	16.4	13.9
87,5°	10.1	10.1	10.1	10.1	10.1	10.1	13.9	15.1	15.4	14.5	12.9	11.7	10.4
90,0°	9.8	9.8	9.4	9.4	9.4	9.4	9.4	9.1	8.8	8.2	7.6	7.6	6.9
92,5°	9.8	9.4	9.4	9.4	9.4	9.4	8.8	8.8	8.2	7.9	7.6	6.9	6.6
95,0°	9.4	9.4	9.4	9.4	9.4	9.4	8.8	8.2	8.2	7.6	7.6	6.9	6.3
97,5°	9.4	9.4	9.4	9.4	9.4	9.4	8.8	8.2	7.9	7.6	6.9	6.9	6.3
100,0°	9.4	9.4	9.4	9.1	9.4	8.8	8.8	8.2	8.2	7.6	6.9	6.9	6.3
102,5°	9.4	9.1	9.1	9.1	8.8	8.2	8.8	8.2	7.9	7.6	6.9	6.9	6.3
105,0°	9.1	8.8	9.1	8.8	8.8	7.6	8.2	8.2	7.9	7.6	6.9	6.9	6.3
107,5°	8.8	8.8	8.8	8.8	8.8	6.9	8.2	8.2	7.6	7.6	6.9	6.9	6.3
110,0°	8.8	8.8	8.8	8.8	8.2	6.9	8.2	8.2	7.6	7.6	6.9	6.9	6.3
112,5°	8.8	8.8	8.8	8.8	7.9	6.3	8.2	8.2	7.6	7.6	6.9	6.9	6.3

## Photometric test report

Family <b>CITY-LIGHT 120 LED</b>	Order number: <b>5XA5285AF14H</b> EAN: <b>4058352835456</b>	LP number <b>57138_57</b>
<b>Table of values for luminous intensities</b>		<b>Maximum luminous intensity</b>
		<b>siteco</b>

C-planes	220° 320°	225° 315°	230° 310°	235° 305°	240° 300°	245° 295°	250° 290°	255° 285°	260° 280°	265° 275°	270°	Phi-zone	Total Phi-zone
γ	Luminous intensity in cd/klm											Luminous flux in lm/klm	
0,0°	1.8	1.8	1.8	1.8	1.8	1.8	1.8	1.8	1.8	1.8	1.8	0.0	0.0
2,5°	1.9	2.2	2.2	2.2	2.2	2.2	2.2	1.9	1.9	1.9	1.9	0.0	0.0
5,0°	2.2	2.2	2.2	2.2	2.2	2.2	2.2	1.9	1.9	1.6	1.9	0.1	0.1
7,5°	2.8	2.5	2.2	2.5	2.2	2.2	2.2	1.9	1.9	1.9	1.9	0.4	0.6
10,0°	3.8	3.1	2.8	2.5	2.2	2.2	2.2	1.9	1.9	1.9	1.9	1.1	1.7
12,5°	18.9	11.7	6.3	3.8	3.1	2.8	2.2	1.9	2.2	1.9	1.9	2.7	4.4
15,0°	23.3	26.8	25.2	22.7	16.7	7.6	3.8	2.8	2.2	2.2	1.9	4.6	9.0
17,5°	37.8	26.1	16.4	16.1	15.7	15.1	10.4	12.0	7.9	3.8	2.5	7.1	16.1
20,0°	36.2	27.7	23.9	22.4	20.2	13.2	6.9	10.1	15.7	18.3	17.0	10.0	26.1
22,5°	29.9	23.3	22.0	19.2	18.9	18.3	17.3	17.9	17.6	17.0	17.6	11.9	38.0
25,0°	29.6	20.8	18.3	18.3	18.3	18.3	18.9	19.5	23.9	27.1	27.7	14.5	52.5
27,5°	32.1	25.8	22.0	20.5	19.5	20.2	23.0	21.7	20.8	23.0	25.8	16.9	69.4
30,0°	35.0	31.8	27.1	23.9	21.4	22.7	26.8	25.8	23.6	23.6	22.7	20.3	89.7
32,5°	53.5	45.3	33.1	26.5	23.0	23.3	24.6	23.3	21.1	22.0	21.4	23.5	113.2
35,0°	72.1	60.8	48.5	40.9	35.3	31.2	28.0	27.1	22.7	22.4	20.8	27.5	140.7
37,5°	77.1	65.5	56.0	50.1	44.1	40.9	38.1	33.7	29.0	28.3	27.1	31.7	172.5
40,0°	77.5	66.4	57.0	50.7	45.7	41.2	40.6	38.4	35.9	37.2	35.9	35.3	207.7
42,5°	77.5	66.4	58.3	52.3	48.2	43.1	41.2	38.4	36.2	37.5	36.5	39.0	246.7
45,0°	80.3	68.6	59.2	52.6	46.9	42.2	39.4	37.2	34.6	35.9	34.6	42.9	289.6
47,5°	80.9	70.5	60.8	53.8	46.9	41.2	38.1	34.3	32.1	33.4	32.7	46.8	336.5
50,0°	77.1	67.7	58.3	52.3	45.3	38.7	35.6	32.7	29.9	30.5	30.2	50.4	386.9
52,5°	72.7	65.8	56.7	50.4	43.8	36.2	32.7	29.6	27.4	27.4	27.1	53.2	440.1
55,0°	70.2	64.9	56.7	49.1	41.2	33.4	29.3	26.1	24.2	24.2	23.9	56.1	496.2
57,5°	65.8	60.8	55.7	46.6	39.4	30.5	25.2	23.0	21.7	21.1	20.8	58.5	554.7
60,0°	60.1	55.7	52.9	44.7	37.5	29.6	21.7	19.5	18.3	18.3	17.6	58.7	613.4
62,5°	53.2	49.4	46.9	46.3	37.8	30.9	18.6	16.7	15.7	15.4	14.5	56.9	670.2
65,0°	45.7	46.9	42.5	45.7	39.4	31.8	17.0	14.5	13.2	13.2	12.6	54.1	724.4
67,5°	41.9	43.8	43.1	46.3	40.6	34.6	16.7	12.3	11.0	11.3	10.7	51.5	775.9
70,0°	39.7	38.1	42.8	43.8	40.3	29.9	17.6	11.0	10.1	10.1	10.1	48.5	824.4
72,5°	35.3	34.6	38.4	38.7	38.1	23.9	17.9	10.7	8.8	8.8	8.8	44.1	868.5
75,0°	32.1	31.5	31.5	30.5	25.8	15.4	13.5	9.8	8.2	7.6	8.2	36.1	904.6
77,5°	25.5	23.9	22.4	23.9	17.0	10.1	8.5	7.6	7.2	6.3	6.3	24.2	928.8
80,0°	18.6	16.4	14.5	15.1	12.9	10.4	8.8	6.9	6.0	5.7	5.7	13.7	942.5
82,5°	14.8	12.0	11.0	10.4	9.8	9.8	7.6	6.3	5.0	5.0	4.4	7.9	950.3
85,0°	11.3	9.8	8.2	7.6	7.2	7.2	5.7	5.0	5.0	4.4	4.4	4.3	954.7
87,5°	9.4	7.9	6.9	6.3	6.0	5.4	4.4	4.4	4.4	4.1	3.8	3.0	957.7
90,0°	6.3	6.3	5.7	5.4	5.0	4.4	4.4	4.4	3.8	3.8	3.8	2.2	959.9
92,5°	6.3	6.0	5.7	5.0	5.0	4.4	4.4	4.4	3.8	3.8	3.8	2.2	962.1
95,0°	6.3	5.7	5.7	5.0	5.0	4.4	4.4	4.4	3.8	3.8	3.8	2.1	964.2
97,5°	6.3	5.7	5.7	5.0	5.0	4.4	4.4	4.4	3.8	3.8	3.8	2.1	966.3
100,0°	6.3	5.7	5.7	5.0	5.0	4.4	4.4	4.4	3.8	3.8	3.8	2.1	968.4
102,5°	6.3	5.7	5.7	5.0	5.0	4.4	4.4	4.1	3.8	3.8	3.8	2.0	970.4
105,0°	6.3	5.7	5.7	5.0	5.0	4.4	4.4	4.4	3.8	3.8	3.1	2.0	972.4
107,5°	6.3	5.7	5.7	5.0	5.0	4.7	4.4	4.1	3.8	3.8	3.1	1.9	974.3
110,0°	6.3	5.7	5.7	5.0	5.0	4.7	4.4	4.4	4.1	3.8	3.1	1.9	976.2
112,5°	6.0	5.7	5.7	5.0	5.0	4.4	4.4	4.4	3.8	3.5	2.5	1.8	978.1

## Photometric test report

<b>Family</b> CITY-LIGHT 120 LED	<b>Order number: 5XA5285AF14H</b> <b>EAN: 4058352835456</b>	<b>LP number</b> 57138_57
-------------------------------------	--	------------------------------

<b>Table of values for luminous intensities</b>	<b>Maximum luminous intensity</b>	<b>siteco</b>
---	-----------------------------------	---------------

C-planes	0° 180°	5° 175°	10° 170°	15° 165°	20° 160°	25° 155°	30° 150°	35° 145°	40° 140°	45° 135°	50° 130°	55° 125°	60° 120°
$\gamma$	Luminous intensity in cd/klm												
115,0°	8.2	8.8	8.8	8.8	8.8	8.8	8.8	8.8	8.8	8.8	8.8	8.8	8.8
117,5°	8.2	8.5	8.8	8.8	8.8	8.8	8.8	8.8	8.8	8.8	8.8	8.8	8.8
120,0°	8.2	8.2	8.2	8.5	8.8	8.8	8.8	8.8	8.8	8.8	8.8	8.8	8.8
122,5°	8.2	8.2	8.2	8.5	8.5	8.5	8.8	8.5	8.5	8.8	8.8	8.5	8.8
125,0°	8.2	8.2	8.2	8.2	8.2	8.2	8.2	8.2	8.2	8.2	8.2	8.2	8.2
127,5°	7.9	8.2	8.2	8.2	8.2	8.2	8.2	8.2	8.2	8.2	8.2	8.2	8.2
130,0°	7.6	7.6	7.9	8.2	8.2	8.2	8.2	8.2	8.2	8.2	8.2	8.2	8.2
132,5°	7.6	7.6	7.6	8.2	8.2	8.2	7.9	8.2	8.2	8.2	8.2	7.9	7.9
135,0°	8.2	7.6	7.6	7.6	7.6	7.6	7.6	7.6	7.6	7.6	7.6	7.6	7.6
137,5°	7.2	7.6	7.6	7.6	7.6	7.6	7.6	7.6	7.6	7.6	7.6	7.6	7.6
140,0°	6.9	6.9	6.9	6.9	7.2	7.6	7.6	7.6	7.6	7.6	7.6	7.6	7.2
142,5°	6.3	6.9	6.9	6.9	6.9	6.9	6.9	6.9	6.9	6.9	6.9	6.9	6.9
145,0°	6.3	6.3	6.3	6.3	6.9	6.9	6.9	6.9	6.9	6.9	6.9	6.9	6.9
147,5°	6.3	6.3	6.3	6.3	6.3	6.3	6.3	6.3	6.3	6.3	6.3	6.3	6.3
150,0°	5.7	5.7	6.0	6.3	6.3	6.3	6.3	6.3	6.3	6.3	6.3	6.3	6.3
165,0°	3.1	3.1	3.1	3.1	3.1	3.1	3.1	3.5	3.5	3.8	3.1	3.1	3.1
180,0°	0.0	0.0	0.0	0.0	0.0	0.0	0.0	0.0	0.0	0.0	0.0	0.0	0.0

## Photometric test report

<b>Family</b> <b>CITY-LIGHT 120 LED</b>	<b>Order number: 5XA5285AF14H</b> <b>EAN: 4058352835456</b>	<b>LP number</b> <b>57138_57</b>
		<b>siteco</b>

C-planes	65° 115°	70° 110°	75° 105°	80° 100°	85° 95°	90°	185° 355°	190° 350°	195° 345°	200° 340°	205° 335°	210° 330°	215° 325°
$\gamma$	Luminous intensity in cd/klm												
115,0°	8.8	8.8	8.8	8.8	6.9	4.4	8.2	8.2	7.6	7.6	6.9	6.9	6.3
117,5°	8.8	8.8	8.8	8.5	6.0	2.5	8.2	7.9	7.6	7.6	6.9	6.9	6.3
120,0°	8.5	8.5	8.8	8.2	5.0	2.5	8.2	8.2	7.6	7.6	6.9	6.9	6.3
122,5°	8.5	8.2	8.5	8.2	4.7	2.5	8.2	7.9	7.6	7.6	6.9	6.9	6.3
125,0°	8.2	8.2	8.2	7.9	4.1	2.5	7.9	7.6	7.6	7.6	6.9	6.9	6.3
127,5°	8.2	8.2	8.2	7.6	4.1	2.5	7.6	7.6	7.6	7.2	6.9	6.9	6.3
130,0°	8.2	8.2	8.2	7.2	4.1	2.5	7.6	7.6	7.2	6.9	6.9	6.3	6.3
132,5°	7.6	7.9	7.6	6.3	3.8	2.5	7.6	7.2	6.9	6.9	6.9	6.3	6.3
135,0°	7.6	7.6	7.6	6.0	3.5	2.5	7.6	6.9	6.9	6.9	6.9	6.3	6.3
137,5°	7.6	7.6	7.2	5.4	3.1	2.5	6.9	6.9	6.9	6.3	6.3	6.3	6.0
140,0°	6.9	7.2	6.9	5.0	3.1	2.5	6.9	6.9	6.3	6.3	6.3	6.0	5.7
142,5°	6.9	6.9	6.3	4.4	3.1	2.5	6.3	6.3	6.3	6.3	6.0	5.7	5.7
145,0°	6.9	6.6	5.7	4.1	3.1	2.5	6.3	6.3	5.7	5.7	5.7	5.7	5.4
147,5°	6.3	6.3	5.0	3.8	3.1	2.5	5.7	5.7	5.7	5.7	5.7	5.0	5.0
150,0°	6.3	5.7	4.4	3.8	2.8	2.5	5.7	5.7	5.7	5.7	5.0	5.0	5.0
165,0°	2.8	2.5	2.5	1.9	1.9	1.9	3.1	3.1	3.1	3.1	3.1	3.1	3.1
180,0°	0.0	0.0	0.0	0.0	0.0	0.0	0.0	0.0	0.0	0.0	0.0	0.0	0.0

C-planes	220° 320°	225° 315°	230° 310°	235° 305°	240° 300°	245° 295°	250° 290°	255° 285°	260° 280°	265° 275°	270°	Phi-zone	Total Phi-zone
$\gamma$	Luminous intensity in cd/klm											Luminous flux in lm/klm	
115,0°	6.3	5.7	5.7	5.0	5.0	4.7	4.4	4.4	4.4	3.1	1.9	1.8	979.9
117,5°	6.3	5.7	5.7	5.7	5.0	4.7	4.4	4.4	4.4	3.1	1.9	1.7	981.6
120,0°	6.3	5.7	5.7	5.7	5.0	5.0	4.4	4.4	4.4	3.1	1.9	1.7	983.3
122,5°	6.3	5.7	5.7	5.7	5.0	5.0	4.4	4.4	4.4	2.8	1.9	1.6	984.9
125,0°	6.3	5.7	5.7	5.7	5.0	5.0	4.4	4.4	4.1	3.1	1.9	1.5	986.4
127,5°	6.3	5.7	5.7	5.4	5.0	5.0	4.4	4.4	3.8	3.1	1.9	1.5	987.9
130,0°	6.3	5.7	5.7	5.0	5.0	5.0	4.4	4.4	3.8	3.1	2.5	1.4	989.3
132,5°	6.0	5.7	5.7	5.4	5.0	5.0	4.4	4.4	3.5	2.8	2.5	1.3	990.6
135,0°	5.7	5.7	5.7	5.0	5.0	5.0	4.4	4.4	3.5	2.5	2.5	1.2	991.9
137,5°	5.7	5.7	5.0	5.0	5.0	4.4	4.4	4.1	3.1	2.5	2.5	1.1	993.0
140,0°	5.7	5.4	5.0	5.0	4.4	4.4	4.4	3.8	3.1	2.5	2.5	1.1	994.1
142,5°	5.7	5.0	5.0	5.0	4.4	4.4	4.4	3.8	3.1	2.5	2.5	1.0	995.0
145,0°	5.0	5.0	5.0	4.4	4.4	4.4	4.1	3.1	3.1	2.5	2.5	0.9	995.9
147,5°	5.0	5.0	4.4	4.4	4.4	4.4	3.8	3.1	3.1	2.5	2.5	0.8	996.6
150,0°	5.0	4.4	4.4	4.4	4.4	3.8	3.8	3.1	2.8	2.5	2.5	2.2	998.8
165,0°	2.5	2.5	2.5	2.5	2.5	2.5	2.2	1.9	1.9	1.9	1.9	1.2	1000.0
180,0°	0.0	0.0	0.0	0.0	0.0	0.0	0.0	0.0	0.0	0.0	0.0	0.0	1000.0

## Photometric test report

<b>Family</b> CITY-LIGHT 120 LED	<b>Order number: 5XA5285AF14H</b> <b>EAN: 4058352835456</b>	<b>LP number</b> 57138_57
-------------------------------------	--	------------------------------

<b>Dimming levels table</b>	environmental temperature: 25°C	<b>sITeco</b>
-----------------------------	---------------------------------	---------------

Luminous flux %	Dimming level linear	Dimming level logarithmic	Luminous flux [lm]	Power consumption [W]	Power consumption [W]	Power consumption [W]
				start of lifetime	end of lifetime	average
100	254	254	1540	12.9	13.3	13.1
95	241	252	1461	12.2	12.6	12.4
90	229	250	1388	11.5	11.9	11.7
85	216	248	1310	10.7	11.1	10.9
80	203	246	1231	10.1	10.5	10.3
75	190	243	1152	9.4	9.8	9.6
70	178	241	1079	8.9	9.1	9.0
65	165	238	1000	8.2	8.4	8.3
60	152	235	922	7.6	7.8	7.7
55	140	232	849	7.0	7.2	7.1
50	127	229	770	6.4	6.6	6.5
45	114	225	691	5.8	6.0	5.9
40	102	221	618	5.3	5.4	5.4
35	89	216	540	4.8	4.9	4.8
30	76	210	461	4.3	4.3	4.3
25	63	203	382	3.7	3.8	3.8
24	60	201	364	3.5	3.7	3.6