
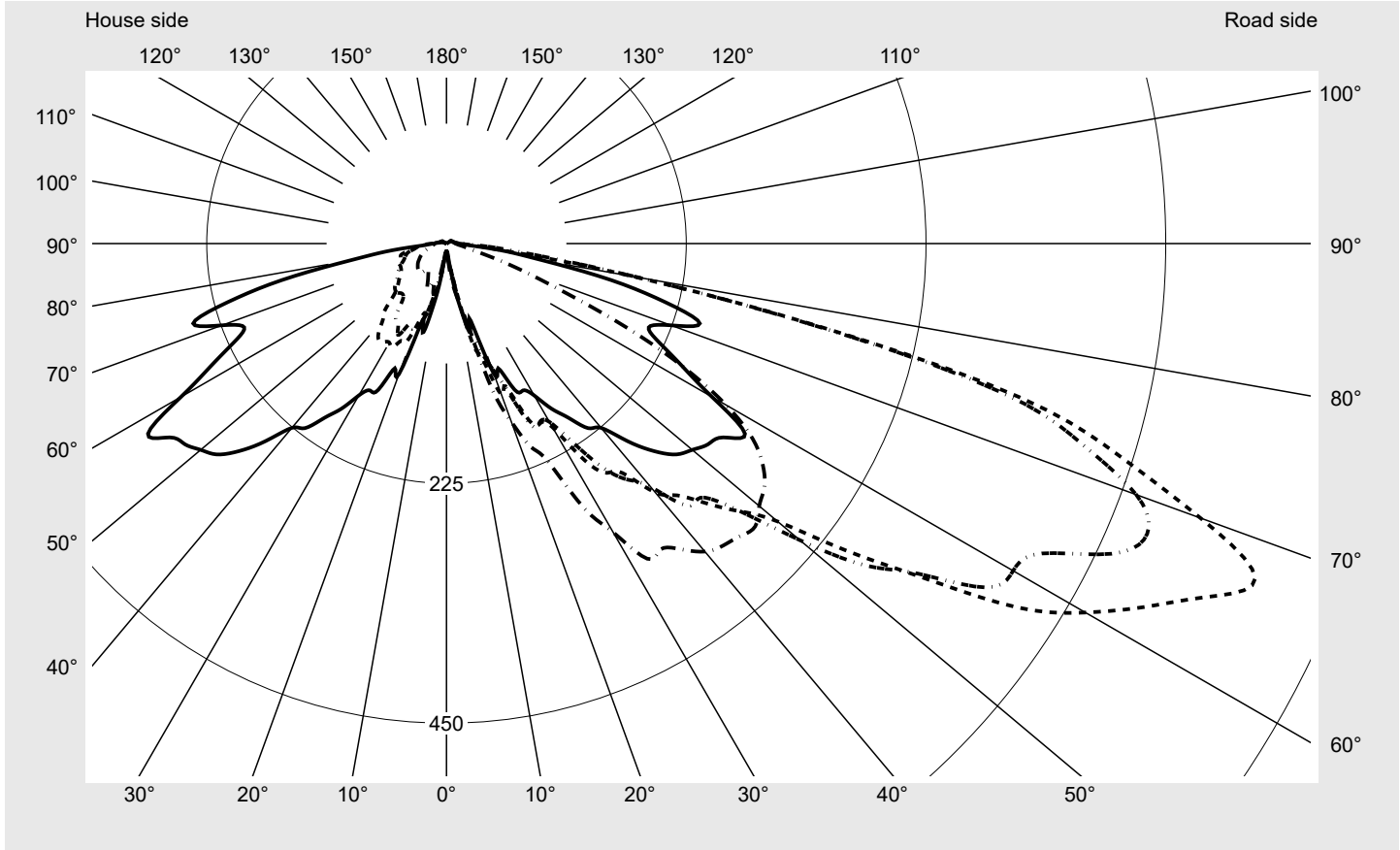


Photometric test report

Family LITEPOLE 2 	Order number: 5XA5425AF14HP EAN: 4058352836491	LP number 58904_17
	Version post-top- or mounting to wall arm Optic asymmetric, wide distribution (ST1.2a) Cover cover transparent, PMMA Lamps LED 2200 K CRI ≥ 70 Controlgear ECG SITECO iQ Rated values Net luminous flux = 3940 lm Power consumption = 33.6 W Luminous efficacy = 117.3 lm/W	serial documentation 24.05.2022



Luminous intensity in cd/klm C180-0 C205-25 C210-30 C270-90 **Imax: 821 cd/klm**



Luminaire output ratios

Eta	100.0%
Eta 0° - 90°	97.5%
Eta 90° - 180°	2.5%

Luminous intensity class acc. to EN13201-2

Class:	G1
Imax 70°	753.0
Imax 80°	194.4
Imax 90°	12.7
Imax >90°	11.4
Imax >95°	8.1

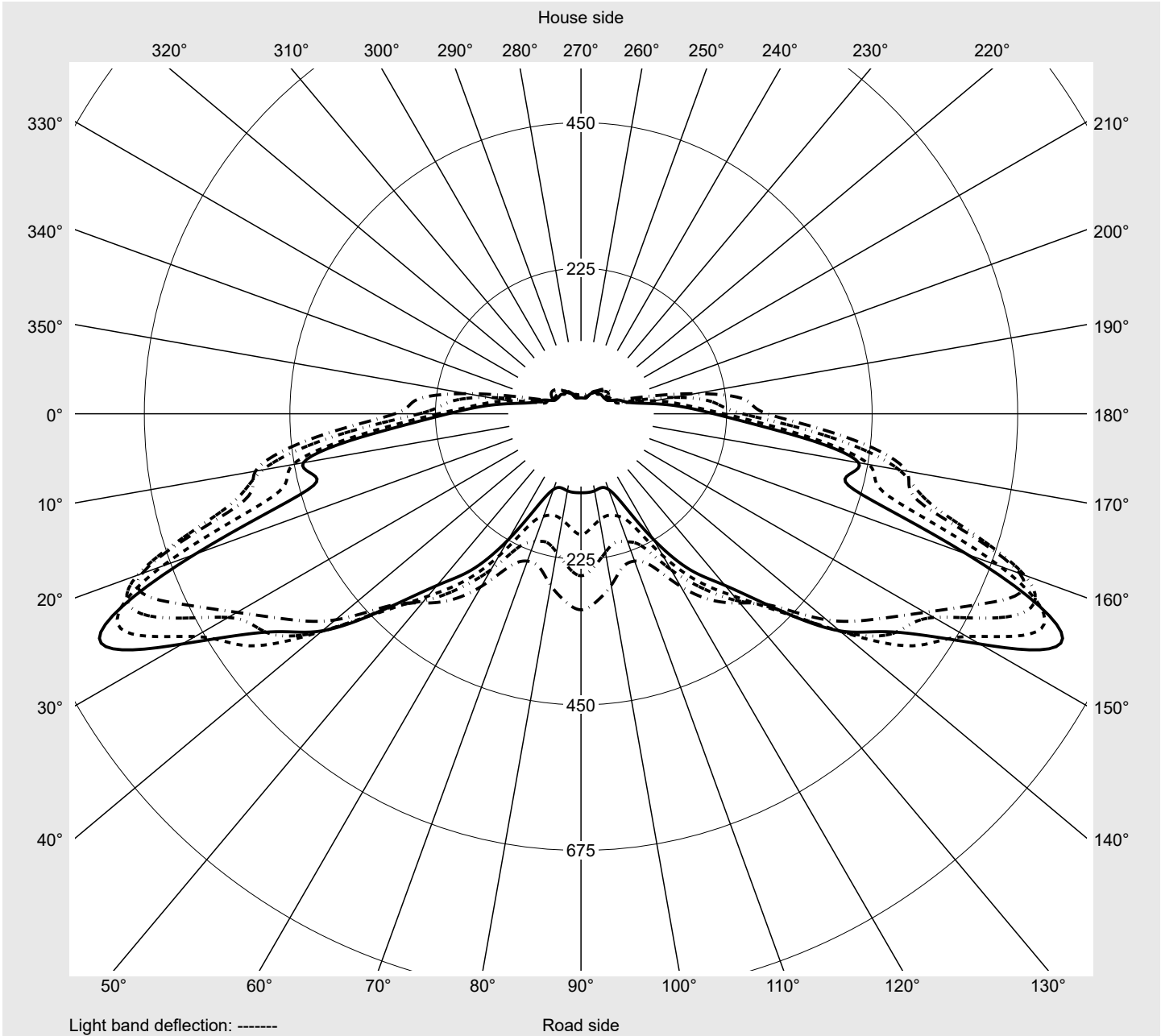
Measurement conditions

DIN EN 13032 and DIN 5032

Photometric test report

Family LITEPOLE 2	Order number: 5XA5425AF14HP EAN: 4058352836491	LP number 58904_17
------------------------------------	---	-------------------------------------

Envelope curve in cd/klm **KMK 67.5°** **KMK 65°** **KMK 62.5°** **KMK 60°** **siteco**



Photometric test report

Family LITEPOLE 2	Order number: 5XA5425AF14HP EAN: 4058352836491	LP number 58904_17
Table of values for luminous intensities		Maximum luminous intensity
		siteco

C-planes	0° 180°	5° 175°	10° 170°	15° 165°	20° 160°	25° 155°	30° 150°	35° 145°	40° 140°	45° 135°	50° 130°	55° 125°	60° 120°
γ	Luminous intensity in cd/klm												
0,0°	7.6	7.6	7.6	7.6	7.6	7.6	7.6	7.6	7.6	7.6	7.6	7.6	7.6
2,5°	7.4	7.4	7.4	7.5	7.5	7.5	7.5	7.7	7.8	7.8	7.8	8.0	8.1
5,0°	8.1	8.4	8.7	9.0	9.3	9.9	10.3	10.6	11.2	11.4	12.0	12.3	12.7
7,5°	13.3	13.7	14.9	16.3	17.7	18.9	20.0	20.4	21.3	21.6	22.3	23.7	25.6
10,0°	40.5	38.1	39.0	36.2	33.0	30.0	28.2	26.9	28.2	30.5	32.5	35.0	39.2
12,5°	65.0	54.4	53.8	52.8	55.9	57.8	61.2	67.3	65.9	64.4	62.1	59.0	59.0
15,0°	86.3	75.1	83.4	79.7	93.6	100.4	85.4	83.7	80.9	87.2	86.9	87.2	88.1
17,5°	76.1	91.8	104.8	95.3	105.8	114.9	104.5	119.7	121.5	109.2	111.2	116.3	123.6
20,0°	130.4	124.6	126.4	143.2	137.6	151.1	124.2	115.9	110.7	118.6	135.8	145.8	153.4
22,5°	126.7	156.7	147.7	137.5	172.2	144.9	149.0	145.9	122.7	128.8	144.6	151.2	167.3
25,0°	151.4	173.1	160.7	164.7	176.5	182.6	187.7	182.9	160.7	152.0	150.2	160.4	179.2
27,5°	155.4	169.3	171.6	160.4	182.9	190.2	189.2	199.0	195.4	184.0	167.8	166.0	201.6
30,0°	164.5	198.2	201.8	201.0	190.1	199.1	193.2	206.2	204.1	215.8	201.0	191.7	212.1
32,5°	183.9	204.4	206.5	225.4	208.9	240.8	222.0	216.1	218.3	228.8	239.3	223.8	242.0
35,0°	199.6	223.2	220.1	224.7	230.2	262.7	257.4	245.7	234.3	256.3	260.5	254.1	266.5
37,5°	218.3	252.3	263.4	249.4	250.0	271.4	279.2	279.4	275.5	265.3	277.3	294.5	297.9
40,0°	225.7	258.4	277.0	282.2	294.3	305.0	298.0	287.8	303.9	308.4	290.9	299.5	318.3
42,5°	251.4	274.1	286.2	299.9	315.6	320.5	333.3	319.7	313.5	324.3	324.5	303.5	326.5
45,0°	275.4	293.0	307.9	312.0	339.2	344.6	337.2	345.6	346.0	339.8	335.7	316.2	339.0
47,5°	292.8	315.2	359.2	332.6	379.3	371.5	369.5	360.1	383.3	360.8	360.7	338.4	339.8
50,0°	301.1	340.1	423.7	350.5	448.5	405.6	433.0	413.7	395.7	373.1	374.1	346.9	336.6
52,5°	309.4	351.2	444.2	384.9	511.0	473.6	496.4	460.5	408.0	377.2	384.0	359.9	336.1
55,0°	317.1	354.3	436.1	429.7	566.0	547.2	539.8	503.0	440.5	393.2	388.0	366.9	332.9
57,5°	332.2	392.5	470.8	508.5	654.0	635.5	600.6	520.9	475.7	403.1	386.0	365.7	328.6
60,0°	287.7	410.1	511.0	549.4	722.0	692.4	614.0	553.9	495.6	420.0	382.0	351.5	308.2
62,5°	249.7	376.6	499.5	571.0	729.8	738.5	629.7	590.8	523.1	427.5	377.5	330.1	278.3
65,0°	220.8	330.5	452.2	492.7	689.0	785.2	688.7	625.4	523.3	431.5	368.1	316.5	253.8
67,5°	205.5	308.6	435.8	427.9	635.0	821.4	711.8	588.0	522.1	425.9	346.5	294.6	224.7
70,0°	224.2	338.7	435.2	464.9	597.2	753.0	688.8	554.5	497.1	397.9	322.8	274.1	193.1
72,5°	249.2	359.9	396.3	467.6	559.6	661.9	625.3	503.3	408.4	351.5	288.2	237.5	157.4
75,0°	212.7	335.6	359.8	411.7	511.8	556.2	538.7	396.0	294.9	256.0	232.4	198.7	131.7
77,5°	158.2	225.3	262.4	317.2	352.1	355.7	350.6	241.4	187.9	175.2	182.7	177.4	115.4
80,0°	93.6	120.8	148.6	187.4	194.4	178.9	182.3	147.8	122.1	105.1	91.8	91.8	58.5
82,5°	57.5	61.5	71.0	99.6	81.4	66.5	88.0	100.5	88.7	55.9	36.2	27.1	19.2
85,0°	25.6	31.0	35.3	44.9	37.8	32.7	48.5	58.2	35.9	27.5	16.0	13.5	12.1
87,5°	17.1	17.4	17.6	17.4	16.1	18.8	22.9	22.6	18.0	15.2	11.5	10.9	10.1
90,0°	12.1	12.0	11.8	11.7	11.4	10.8	10.5	10.2	9.9	9.6	9.3	9.2	8.7
92,5°	10.6	10.8	10.6	10.3	10.2	9.8	9.5	9.3	9.0	8.7	8.4	8.4	8.1
95,0°	9.0	9.2	9.3	9.0	8.7	8.7	8.4	8.1	8.1	8.0	7.8	7.8	7.8
97,5°	8.0	8.1	8.1	8.1	7.8	7.8	7.7	7.5	7.5	7.5	7.2	7.2	7.2
100,0°	7.2	7.4	7.5	7.4	7.2	7.2	7.2	7.1	6.9	6.9	6.9	6.9	6.9
102,5°	6.5	6.8	6.9	6.9	6.9	6.8	6.7	6.7	6.7	6.7	6.7	6.7	6.7
105,0°	6.2	6.4	6.5	6.4	6.4	6.4	6.4	6.4	6.4	6.4	6.4	6.4	6.4
107,5°	5.9	5.9	6.1	6.1	6.1	6.1	6.1	6.1	6.1	6.1	6.1	6.1	6.1
110,0°	5.6	5.6	5.8	5.8	5.9	5.8	5.9	5.9	5.9	5.9	5.9	6.1	6.1
112,5°	5.3	5.5	5.5	5.8	5.6	5.6	5.8	5.8	5.8	5.8	5.8	5.8	5.9

Photometric test report

Family LITEPOLE 2	Order number: 5XA5425AF14HP EAN: 4058352836491	LP number 58904_17
Table of values for luminous intensities		Maximum luminous intensity
		siteco

C-planes	65° 115°	70° 110°	75° 105°	80° 100°	85° 95°	90°	185° 355°	190° 350°	195° 345°	200° 340°	205° 335°	210° 330°	215° 325°
γ	Luminous intensity in cd/klm												
0,0°	7.6	7.6	7.6	7.6	7.6	7.6	7.6	7.6	7.6	7.6	7.6	7.6	7.6
2,5°	8.1	8.1	8.3	8.3	8.3	8.3	7.4	7.4	7.4	7.4	7.4	7.4	7.4
5,0°	13.2	13.3	13.5	13.7	13.6	13.9	8.1	8.1	7.8	7.7	7.7	7.8	7.7
7,5°	26.9	28.2	29.9	30.9	31.2	31.0	12.7	11.8	11.2	11.4	10.9	10.6	10.3
10,0°	41.5	41.5	42.4	44.5	46.4	45.5	42.9	39.9	41.1	36.2	34.7	39.6	33.7
12,5°	59.7	58.1	58.7	60.5	59.4	58.8	57.8	60.0	69.0	57.2	46.6	45.5	46.7
15,0°	94.5	84.7	86.8	88.8	86.8	85.1	67.0	56.6	61.5	61.8	67.1	62.7	67.4
17,5°	121.5	118.1	124.6	133.0	146.5	145.2	79.2	79.4	75.7	73.0	68.1	77.2	78.8
20,0°	156.2	156.5	156.0	158.9	169.5	178.0	112.2	113.5	105.7	84.8	82.6	82.6	73.2
22,5°	181.8	185.5	193.3	195.7	205.9	206.4	132.0	122.4	117.1	105.1	100.5	86.2	70.5
25,0°	185.5	196.7	210.2	227.6	231.0	225.9	133.2	119.4	111.6	106.9	100.7	83.7	71.7
27,5°	210.2	212.0	229.3	247.2	271.1	280.3	152.0	131.1	114.9	115.4	109.5	96.5	71.5
30,0°	223.9	236.5	263.9	284.3	304.4	312.8	174.0	149.9	125.8	113.8	107.3	90.8	68.3
32,5°	267.3	274.2	287.2	295.0	324.3	350.6	178.6	154.6	134.7	129.3	109.4	86.5	66.1
35,0°	278.8	300.2	315.2	318.3	335.0	350.3	198.1	165.3	141.5	136.7	110.6	82.2	65.3
37,5°	292.5	315.6	316.6	323.4	344.6	361.6	223.9	182.6	145.6	138.4	104.2	68.6	67.1
40,0°	305.5	323.1	326.4	336.6	358.0	377.2	237.5	191.9	154.0	139.4	92.7	63.3	66.8
42,5°	320.6	330.4	336.3	348.6	364.5	384.3	265.5	210.3	168.2	144.0	86.3	63.1	68.7
45,0°	344.7	335.0	338.5	353.9	373.1	388.8	295.9	229.1	177.4	138.5	71.8	65.2	70.2
47,5°	342.4	332.7	341.3	359.8	378.3	392.9	304.7	236.8	180.2	123.3	63.7	65.0	70.1
50,0°	335.6	328.2	340.3	355.5	371.8	383.1	301.6	233.4	182.1	101.4	59.3	63.3	67.4
52,5°	316.0	309.8	326.1	341.9	360.5	376.1	304.2	234.4	180.8	83.1	56.2	59.9	63.4
55,0°	295.2	286.0	307.6	326.8	344.4	362.5	304.1	230.0	170.9	67.1	53.1	56.2	60.3
57,5°	280.6	266.4	282.5	302.9	323.7	340.6	295.2	215.5	142.1	62.7	50.7	53.7	58.1
60,0°	260.0	242.4	246.4	269.3	290.2	303.0	254.1	179.2	101.4	63.6	49.1	52.2	56.0
62,5°	227.2	210.6	205.8	217.6	237.0	250.4	205.2	145.6	73.3	59.6	48.3	49.1	52.0
65,0°	190.8	168.5	162.6	166.6	177.2	186.8	159.4	115.3	64.4	55.9	48.0	47.2	47.5
67,5°	155.5	124.5	118.6	120.9	122.1	122.1	145.6	94.2	71.1	61.9	48.5	44.3	43.2
70,0°	131.9	95.0	76.9	78.5	79.2	80.7	150.8	91.9	76.7	63.1	47.6	42.1	38.9
72,5°	103.9	77.8	51.3	47.5	46.4	51.1	158.9	92.5	75.1	56.6	45.2	40.7	36.2
75,0°	81.2	55.0	37.4	32.1	29.4	30.5	108.1	71.1	63.3	47.3	44.6	38.9	34.3
77,5°	60.6	33.4	27.1	22.8	20.8	21.0	86.0	58.7	50.7	42.9	41.1	36.4	32.1
80,0°	31.9	20.8	18.5	16.7	16.3	16.6	56.5	49.5	45.5	39.0	33.0	31.5	28.7
82,5°	16.0	13.9	13.2	12.9	13.0	13.0	40.2	36.4	36.7	31.0	29.3	28.1	25.3
85,0°	11.2	10.6	10.3	10.5	10.6	10.6	23.8	25.0	26.8	26.6	25.1	23.2	20.8
87,5°	9.6	9.3	9.3	9.3	9.5	9.5	18.0	19.8	21.6	21.7	20.5	19.2	17.9
90,0°	8.7	8.4	8.4	8.4	8.4	8.3	12.4	12.7	12.7	12.7	12.7	12.6	12.4
92,5°	8.1	8.1	8.0	7.8	7.8	8.0	11.1	11.2	11.4	11.4	11.4	11.2	11.1
95,0°	7.7	7.5	7.5	7.5	7.4	7.4	9.3	9.3	9.5	9.5	9.3	9.2	9.2
97,5°	7.2	7.2	7.1	7.1	7.1	7.1	8.1	8.1	8.1	8.0	7.8	7.8	7.7
100,0°	6.9	6.9	6.9	6.8	6.8	6.8	7.2	7.2	7.2	7.1	6.9	6.8	6.8
102,5°	6.7	6.7	6.7	6.7	6.7	6.5	6.7	6.7	6.7	6.5	6.4	6.2	6.2
105,0°	6.4	6.4	6.4	6.4	6.5	6.2	6.2	6.1	6.1	5.9	5.9	5.8	5.6
107,5°	6.2	6.2	6.2	6.2	6.2	6.2	5.8	5.8	5.8	5.6	5.5	5.3	5.3
110,0°	6.1	6.1	6.2	6.1	6.2	6.2	5.5	5.5	5.5	5.3	5.2	5.0	5.0
112,5°	5.9	5.9	5.9	5.9	5.9	5.9	5.2	5.2	5.2	5.0	5.0	4.7	4.7

Photometric test report

Family LITEPOLE 2	Order number: 5XA5425AF14HP EAN: 4058352836491	LP number 58904_17
Table of values for luminous intensities		Maximum luminous intensity
		siteco

C-planes	220° 320°	225° 315°	230° 310°	235° 305°	240° 300°	245° 295°	250° 290°	255° 285°	260° 280°	265° 275°	270°	Phi-zone	Total Phi-zone
γ	Luminous intensity in cd/klm											Luminous flux in lm/klm	
0,0°	7.6	7.6	7.6	7.6	7.6	7.6	7.6	7.6	7.6	7.6	7.6	0.0	0.0
2,5°	7.4	7.4	7.4	7.5	7.7	7.7	7.5	7.5	7.7	7.5	7.4	0.1	0.1
5,0°	7.7	7.7	7.7	7.8	8.0	7.8	7.8	7.8	7.7	7.8	8.0	0.2	0.3
7,5°	10.1	9.8	9.5	9.5	9.3	9.3	9.5	9.3	9.3	9.3	9.2	0.6	0.9
10,0°	29.3	26.6	23.7	23.5	22.6	20.0	20.5	18.3	17.6	17.0	17.4	1.6	2.5
12,5°	43.5	38.4	31.0	31.8	32.4	34.9	37.5	39.2	39.8	39.9	42.3	3.1	5.6
15,0°	51.7	50.4	45.2	44.6	40.1	39.6	40.2	40.4	43.0	46.7	48.2	5.0	10.5
17,5°	77.6	60.6	53.4	49.5	48.9	47.3	47.2	43.0	40.7	38.0	38.4	7.3	17.8
20,0°	62.1	55.3	49.8	48.9	48.6	46.7	47.2	43.9	42.6	40.2	40.2	9.8	27.6
22,5°	57.5	47.2	43.8	43.2	41.7	41.1	41.7	42.6	43.8	46.7	45.8	12.1	39.7
25,0°	56.0	41.5	40.4	37.8	37.5	38.4	39.9	40.7	41.4	41.7	42.3	14.5	54.2
27,5°	51.3	40.2	37.7	37.5	35.8	36.2	38.6	38.7	39.2	38.3	37.5	17.0	71.3
30,0°	51.4	47.2	40.8	37.8	36.8	36.7	37.5	36.2	35.3	34.6	34.3	20.1	91.4
32,5°	56.3	52.0	46.6	42.7	39.3	38.1	37.5	34.6	33.1	32.1	31.6	23.6	115.0
35,0°	63.7	56.8	49.2	43.9	40.2	38.4	36.8	34.1	32.2	30.9	30.2	27.1	142.1
37,5°	68.6	61.6	54.8	49.2	44.8	41.1	38.7	35.5	33.0	31.3	30.5	30.8	172.9
40,0°	68.9	61.9	55.7	50.7	46.6	43.3	40.4	38.0	35.9	34.7	34.6	34.4	207.3
42,5°	69.0	62.4	55.4	50.1	46.1	43.3	40.8	38.6	37.0	36.5	36.7	38.0	245.3
45,0°	70.8	63.7	57.7	51.7	47.0	43.2	40.5	38.9	37.0	36.2	36.4	41.6	286.9
47,5°	71.0	64.3	57.5	52.8	48.0	43.8	40.8	38.6	36.8	36.1	36.1	45.3	332.2
50,0°	68.4	61.9	55.9	51.3	46.9	43.2	40.4	38.1	36.2	35.5	35.2	48.8	381.0
52,5°	64.6	59.6	54.0	49.5	45.1	41.4	39.2	37.1	35.0	34.0	34.0	51.9	433.0
55,0°	62.1	57.8	52.5	47.7	43.6	39.6	37.0	35.5	33.9	33.0	32.8	54.6	487.6
57,5°	59.4	55.9	51.1	45.4	41.4	37.3	34.4	33.6	32.4	31.6	31.3	57.9	545.5
60,0°	56.0	53.2	49.1	43.5	39.9	35.3	31.9	31.0	30.0	29.6	29.6	58.9	604.4
62,5°	52.6	49.4	46.6	42.9	38.0	34.3	29.9	29.1	28.2	28.1	28.1	57.9	662.3
65,0°	47.2	45.4	42.0	42.6	37.8	33.9	27.9	27.2	26.5	26.3	26.3	55.5	717.8
67,5°	43.0	42.4	39.5	40.1	37.1	33.6	27.2	25.0	24.7	24.5	24.5	52.8	770.6
70,0°	39.6	38.9	38.7	37.7	34.0	33.1	25.6	22.6	22.2	22.2	22.5	50.7	821.3
72,5°	35.0	34.4	34.6	34.3	33.1	28.4	24.4	21.0	20.1	20.1	20.4	46.6	867.9
75,0°	31.5	31.3	31.8	30.9	28.4	24.2	22.0	19.5	18.0	18.0	18.3	39.4	907.3
77,5°	28.7	28.4	26.8	25.4	22.8	19.7	18.3	16.7	16.3	16.1	16.6	28.6	935.9
80,0°	25.7	23.4	21.7	20.7	18.6	16.4	15.8	14.9	14.6	14.5	14.5	17.3	953.3
82,5°	23.2	20.3	18.2	16.9	16.6	15.8	15.1	14.0	13.5	13.3	13.3	10.0	963.3
85,0°	18.9	17.0	15.8	14.9	14.6	14.3	13.7	13.2	12.6	12.6	12.1	6.1	969.4
87,5°	16.3	15.1	14.0	13.3	13.0	12.9	12.3	12.1	11.8	11.8	11.5	4.1	973.5
90,0°	12.3	12.3	12.0	11.7	11.7	11.4	11.2	11.2	11.1	10.9	10.9	3.0	976.5
92,5°	10.9	10.9	10.8	10.8	10.5	10.5	10.3	10.3	10.2	10.1	10.1	2.7	979.3
95,0°	9.0	8.9	8.9	8.7	8.6	8.4	8.3	8.3	8.1	8.1	8.0	2.3	981.6
97,5°	7.7	7.4	7.4	7.2	7.1	7.1	6.8	6.8	6.8	6.7	6.5	2.0	983.6
100,0°	6.8	6.5	6.5	6.4	6.2	6.1	5.9	5.9	5.9	5.6	5.6	1.8	985.4
102,5°	6.1	5.9	5.9	5.6	5.6	5.3	5.3	5.3	5.0	5.0	5.0	1.7	987.1
105,0°	5.6	5.5	5.3	5.3	5.0	5.0	4.9	4.7	4.7	4.7	4.7	1.6	988.7
107,5°	5.2	5.0	5.0	5.0	4.7	4.7	4.7	4.4	4.4	4.4	4.4	1.5	990.2
110,0°	4.9	4.7	4.7	4.7	4.4	4.4	4.4	4.1	4.1	4.1	4.1	1.4	991.5
112,5°	4.7	4.6	4.4	4.4	4.4	4.1	4.1	4.1	4.1	4.0	3.8	1.3	992.9

Photometric test report

Family LITEPOLE 2	Order number: 5XA5425AF14HP EAN: 4058352836491	LP number 58904_17
Table of values for luminous intensities		Maximum luminous intensity
		siteco

C-planes	0° 180°	5° 175°	10° 170°	15° 165°	20° 160°	25° 155°	30° 150°	35° 145°	40° 140°	45° 135°	50° 130°	55° 125°	60° 120°
γ	Luminous intensity in cd/klm												
115,0°	5.0	5.2	5.5	5.5	5.5	5.5	5.5	5.5	5.5	5.6	5.6	5.6	5.8
117,5°	4.9	5.0	5.2	5.2	5.2	5.2	5.2	5.3	5.3	5.3	5.3	5.5	5.6
120,0°	4.6	4.9	4.9	4.9	4.9	5.0	5.0	5.0	5.0	5.0	5.2	5.3	5.3
122,5°	4.3	4.3	4.4	4.4	4.4	4.6	4.6	4.7	4.7	4.7	4.7	4.7	5.0
125,0°	3.5	3.5	3.5	3.7	3.8	3.8	3.8	3.8	3.8	3.8	4.0	4.1	4.1
127,5°	2.5	2.4	2.7	2.7	2.7	2.7	2.7	2.7	2.7	2.7	2.7	2.7	2.8
130,0°	1.8	1.6	1.6	1.6	1.6	1.5	1.5	1.5	1.5	1.5	1.5	1.6	1.8
132,5°	1.5	1.5	1.5	1.5	1.5	1.5	1.3	1.5	1.3	1.2	1.3	1.3	1.3
135,0°	1.2	1.2	1.2	1.2	1.2	1.2	1.2	1.2	1.2	1.2	1.2	1.2	1.2
137,5°	1.2	1.2	1.0	0.9	0.9	0.9	0.9	0.9	0.9	0.9	0.9	0.9	0.9
140,0°	0.9	0.9	0.9	0.9	0.9	0.7	0.6	0.6	0.6	0.6	0.6	0.6	0.6
142,5°	0.6	0.6	0.6	0.6	0.6	0.6	0.6	0.6	0.4	0.4	0.4	0.3	0.3
145,0°	0.0	0.0	0.0	0.0	0.0	0.0	0.0	0.0	0.0	0.0	0.0	0.0	0.0
147,5°	0.0	0.0	0.0	0.0	0.0	0.0	0.0	0.0	0.0	0.0	0.0	0.0	0.0
150,0°	0.0	0.0	0.0	0.0	0.0	0.0	0.0	0.0	0.0	0.0	0.0	0.0	0.0
152,5°	0.0	0.0	0.0	0.0	0.0	0.0	0.0	0.0	0.0	0.0	0.0	0.0	0.0
155,0°	0.0	0.0	0.0	0.0	0.0	0.0	0.0	0.0	0.0	0.0	0.0	0.0	0.0
157,5°	0.0	0.0	0.0	0.0	0.0	0.0	0.0	0.0	0.0	0.0	0.0	0.0	0.0
160,0°	0.0	0.0	0.0	0.0	0.0	0.0	0.0	0.0	0.0	0.0	0.0	0.0	0.0
162,5°	0.0	0.0	0.0	0.0	0.0	0.0	0.0	0.0	0.0	0.0	0.0	0.0	0.0
165,0°	0.0	0.0	0.0	0.0	0.0	0.0	0.0	0.0	0.0	0.0	0.0	0.0	0.0
167,5°	0.0	0.0	0.0	0.0	0.0	0.0	0.0	0.0	0.0	0.0	0.0	0.0	0.0
170,0°	0.0	0.0	0.0	0.0	0.0	0.0	0.0	0.0	0.0	0.0	0.0	0.0	0.0
172,5°	0.0	0.0	0.0	0.0	0.0	0.0	0.0	0.0	0.0	0.0	0.0	0.0	0.0
175,0°	0.0	0.0	0.0	0.0	0.0	0.0	0.0	0.0	0.0	0.0	0.0	0.0	0.0
177,5°	0.0	0.0	0.0	0.0	0.0	0.0	0.0	0.0	0.0	0.0	0.0	0.0	0.0
180,0°	0.0	0.0	0.0	0.0	0.0	0.0	0.0	0.0	0.0	0.0	0.0	0.0	0.0

Photometric test report

Family LITEPOLE 2	Order number: 5XA5425AF14HP EAN: 4058352836491	LP number 58904_17
Table of values for luminous intensities		Maximum luminous intensity



C-planes	65° 115°	70° 110°	75° 105°	80° 100°	85° 95°	90°	185° 355°	190° 350°	195° 345°	200° 340°	205° 335°	210° 330°	215° 325°
γ	Luminous intensity in cd/klm												
115,0°	5.8	5.8	5.9	5.9	5.9	5.9	5.0	5.0	4.9	4.9	4.7	4.7	4.6
117,5°	5.6	5.6	5.6	5.6	5.6	5.6	4.9	4.7	4.7	4.7	4.4	4.4	4.4
120,0°	5.3	5.3	5.3	5.6	5.6	5.6	4.6	4.6	4.4	4.4	4.3	4.1	4.1
122,5°	5.0	5.0	5.0	5.2	5.0	5.0	4.3	4.1	4.1	4.1	3.8	3.8	3.8
125,0°	4.1	4.1	4.3	4.3	4.4	4.4	3.4	3.5	3.3	3.3	3.3	3.3	3.3
127,5°	2.8	3.0	3.0	3.0	3.0	3.0	2.5	2.5	2.4	2.4	2.4	2.4	2.4
130,0°	1.6	1.8	1.8	1.8	1.8	1.8	1.8	1.8	1.8	1.8	1.8	1.8	1.8
132,5°	1.5	1.5	1.5	1.5	1.5	1.5	1.5	1.5	1.5	1.5	1.5	1.5	1.5
135,0°	1.2	1.2	1.2	1.2	1.2	1.2	1.3	1.3	1.2	1.3	1.5	1.5	1.5
137,5°	0.9	0.9	0.9	0.9	0.9	0.9	1.2	1.2	1.2	1.2	1.2	1.2	1.2
140,0°	0.6	0.6	0.6	0.6	0.6	0.6	0.9	0.9	0.9	0.9	0.9	0.9	1.0
142,5°	0.3	0.3	0.3	0.3	0.3	0.3	0.6	0.6	0.7	0.7	0.7	0.9	0.9
145,0°	0.0	0.0	0.0	0.0	0.0	0.0	0.0	0.0	0.0	0.0	0.0	0.0	0.0
147,5°	0.0	0.0	0.0	0.0	0.0	0.0	0.0	0.0	0.0	0.0	0.0	0.0	0.0
150,0°	0.0	0.0	0.0	0.0	0.0	0.0	0.0	0.0	0.0	0.0	0.0	0.0	0.0
152,5°	0.0	0.0	0.0	0.0	0.0	0.0	0.0	0.0	0.0	0.0	0.0	0.0	0.0
155,0°	0.0	0.0	0.0	0.0	0.0	0.0	0.0	0.0	0.0	0.0	0.0	0.0	0.0
157,5°	0.0	0.0	0.0	0.0	0.0	0.0	0.0	0.0	0.0	0.0	0.0	0.0	0.0
160,0°	0.0	0.0	0.0	0.0	0.0	0.0	0.0	0.0	0.0	0.0	0.0	0.0	0.0
162,5°	0.0	0.0	0.0	0.0	0.0	0.0	0.0	0.0	0.0	0.0	0.0	0.0	0.0
165,0°	0.0	0.0	0.0	0.0	0.0	0.0	0.0	0.0	0.0	0.0	0.0	0.0	0.0
167,5°	0.0	0.0	0.0	0.0	0.0	0.0	0.0	0.0	0.0	0.0	0.0	0.0	0.0
170,0°	0.0	0.0	0.0	0.0	0.0	0.0	0.0	0.0	0.0	0.0	0.0	0.0	0.0
172,5°	0.0	0.0	0.0	0.0	0.0	0.0	0.0	0.0	0.0	0.0	0.0	0.0	0.0
175,0°	0.0	0.0	0.0	0.0	0.0	0.0	0.0	0.0	0.0	0.0	0.0	0.0	0.0
177,5°	0.0	0.0	0.0	0.0	0.0	0.0	0.0	0.0	0.0	0.0	0.0	0.0	0.0
180,0°	0.0	0.0	0.0	0.0	0.0	0.0	0.0	0.0	0.0	0.0	0.0	0.0	0.0

Photometric test report

Family LITEPOLE 2	Order number: 5XA5425AF14HP EAN: 4058352836491	LP number 58904_17
Table of values for luminous intensities		Maximum luminous intensity
		siteco

C-planes	220° 320°	225° 315°	230° 310°	235° 305°	240° 300°	245° 295°	250° 290°	255° 285°	260° 280°	265° 275°	270°	Phi-zone	Total Phi-zone
γ	Luminous intensity in cd/klm											Luminous flux in lm/klm	
115,0°	4.4	4.4	4.4	4.1	4.1	4.1	3.8	3.8	3.8	3.8	3.8	1.2	994.1
117,5°	4.1	4.1	4.1	4.0	3.8	3.8	3.8	3.7	3.7	3.5	3.5	1.2	995.3
120,0°	4.1	4.0	3.8	3.8	3.8	3.7	3.5	3.5	3.5	3.5	3.5	1.1	996.4
122,5°	3.8	3.7	3.5	3.5	3.5	3.4	3.4	3.3	3.3	3.3	3.3	1.0	997.3
125,0°	3.3	3.1	3.1	3.0	3.0	2.8	2.8	2.8	2.7	2.7	2.7	0.8	998.1
127,5°	2.4	2.4	2.2	2.2	2.2	2.2	2.1	2.1	2.1	2.1	2.1	0.5	998.7
130,0°	1.8	1.8	1.8	1.8	1.8	1.8	1.6	1.6	1.5	1.5	1.5	0.4	999.0
132,5°	1.5	1.6	1.6	1.6	1.6	1.6	1.5	1.5	1.5	1.5	1.5	0.3	999.3
135,0°	1.5	1.5	1.5	1.5	1.5	1.5	1.5	1.2	1.2	1.2	1.2	0.2	999.6
137,5°	1.2	1.2	1.3	1.2	1.2	1.2	1.2	1.2	1.2	1.2	1.2	0.2	999.8
140,0°	1.0	1.0	1.0	0.9	0.9	0.9	0.9	0.9	0.9	0.9	0.9	0.1	999.9
142,5°	0.9	0.9	0.9	0.9	0.9	0.9	0.9	0.9	0.9	0.7	0.6	0.1	1000.0
145,0°	0.0	0.0	0.0	0.0	0.0	0.0	0.0	0.0	0.0	0.0	0.0	0.0	1000.0
147,5°	0.0	0.0	0.0	0.0	0.0	0.0	0.0	0.0	0.0	0.0	0.0	0.0	1000.0
150,0°	0.0	0.0	0.0	0.0	0.0	0.0	0.0	0.0	0.0	0.0	0.0	0.0	1000.0
152,5°	0.0	0.0	0.0	0.0	0.0	0.0	0.0	0.0	0.0	0.0	0.0	0.0	1000.0
155,0°	0.0	0.0	0.0	0.0	0.0	0.0	0.0	0.0	0.0	0.0	0.0	0.0	1000.0
157,5°	0.0	0.0	0.0	0.0	0.0	0.0	0.0	0.0	0.0	0.0	0.0	0.0	1000.0
160,0°	0.0	0.0	0.0	0.0	0.0	0.0	0.0	0.0	0.0	0.0	0.0	0.0	1000.0
162,5°	0.0	0.0	0.0	0.0	0.0	0.0	0.0	0.0	0.0	0.0	0.0	0.0	1000.0
165,0°	0.0	0.0	0.0	0.0	0.0	0.0	0.0	0.0	0.0	0.0	0.0	0.0	1000.0
167,5°	0.0	0.0	0.0	0.0	0.0	0.0	0.0	0.0	0.0	0.0	0.0	0.0	1000.0
170,0°	0.0	0.0	0.0	0.0	0.0	0.0	0.0	0.0	0.0	0.0	0.0	0.0	1000.0
172,5°	0.0	0.0	0.0	0.0	0.0	0.0	0.0	0.0	0.0	0.0	0.0	0.0	1000.0
175,0°	0.0	0.0	0.0	0.0	0.0	0.0	0.0	0.0	0.0	0.0	0.0	0.0	1000.0
177,5°	0.0	0.0	0.0	0.0	0.0	0.0	0.0	0.0	0.0	0.0	0.0	0.0	1000.0
180,0°	0.0	0.0	0.0	0.0	0.0	0.0	0.0	0.0	0.0	0.0	0.0	0.0	1000.0

Photometric test report

Family LITEPOLE 2	Order number: 5XA5425AF14HP EAN: 4058352836491	LP number 58904_17
-----------------------------	---	------------------------------

Dimming levels table	environmental temperature: 25°C	siteco
-----------------------------	---------------------------------	---------------

Luminous flux %	Dimming level linear	Dimming level logarithmic	Luminous flux [lm]	Power consumption [W]	Power consumption [W]	Power consumption [W]
				start of lifetime	end of lifetime	average
100	254	254	3940	33.6	35.9	34.8
95	241	252	3738	31.3	33.5	32.4
90	229	250	3552	29.4	31.4	30.4
85	216	248	3351	27.3	29.2	28.2
80	203	246	3149	25.4	27.1	26.2
75	190	243	2947	23.5	25.1	24.3
70	178	241	2761	21.9	23.3	22.6
65	165	238	2559	20.1	21.4	20.8
60	152	235	2358	18.4	19.5	19.0
55	140	232	2172	16.8	17.9	17.4
50	127	229	1970	15.2	16.2	15.7
45	114	225	1768	13.6	14.5	14.0
40	102	221	1582	12.2	13.0	12.6
35	89	216	1381	10.7	11.3	11.0
30	76	210	1179	9.2	9.7	9.4
25	63	203	977	7.8	8.2	8.0
20	51	195	791	6.6	6.9	6.8
15	38	184	589	5.2	5.4	5.3
11	28	173	434	4.1	4.3	4.2