



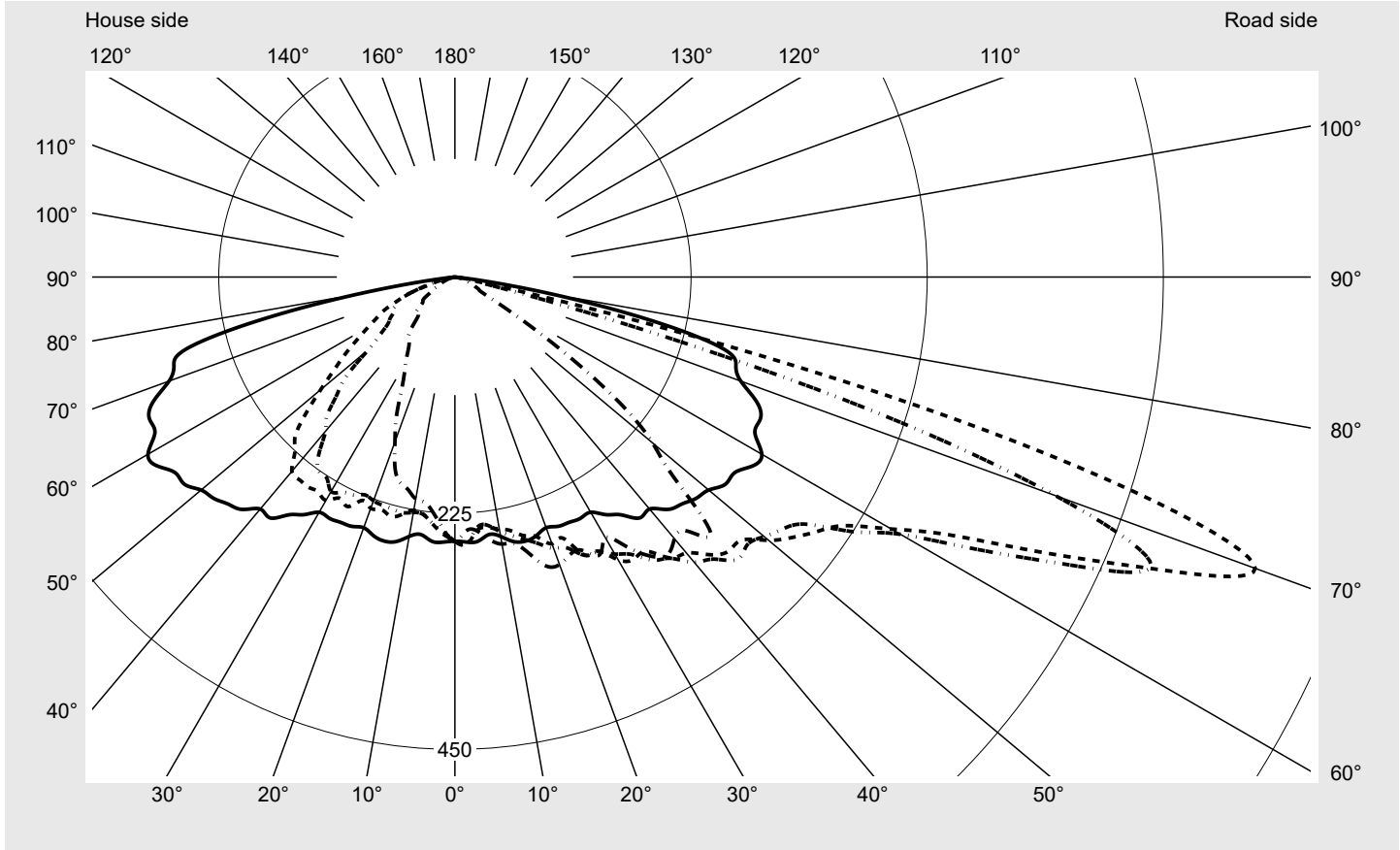
# Photometric test report

<b>Family</b> <b>Streetlight 21 mini easy LED</b>	<b>Order number: 5XE6M33A08HB</b> <b>EAN: 4058352683354</b>	<b>LP number</b> <b>59152_810</b>
	<b>Version</b> post-top or side-entry mounting <b>Optic</b> asymmetric, wide distribution (ST1.0a), Back Light Control (BLC) <b>Cover</b> toughened safety glass <b>Lamps</b> LED 3000 K   CRI ≥ 70 <b>Controlgear</b> ECG DIM <b>Rated values</b> Net luminous flux = 7960 lm Power consumption = 66.0 W Luminous efficacy = 120.6 lm/W	<b>serial documentation</b> <b>18.07.2022</b>





**Luminous intensity in cd/klm** C180-0 C205-25 C210-30 C270-90 **Imax: 811 cd/klm**



**Luminaire output ratios**

Eta	100.0%
Eta 0° - 90°	100.0%
Eta 90° - 180°	0.0%

**Luminous intensity class acc. to EN13201-2**

Class:	G3
Imax 70°	811.4
Imax 80°	97.1
Imax 90°	0.0
Imax >90°	0.0
Imax >95°	0.0

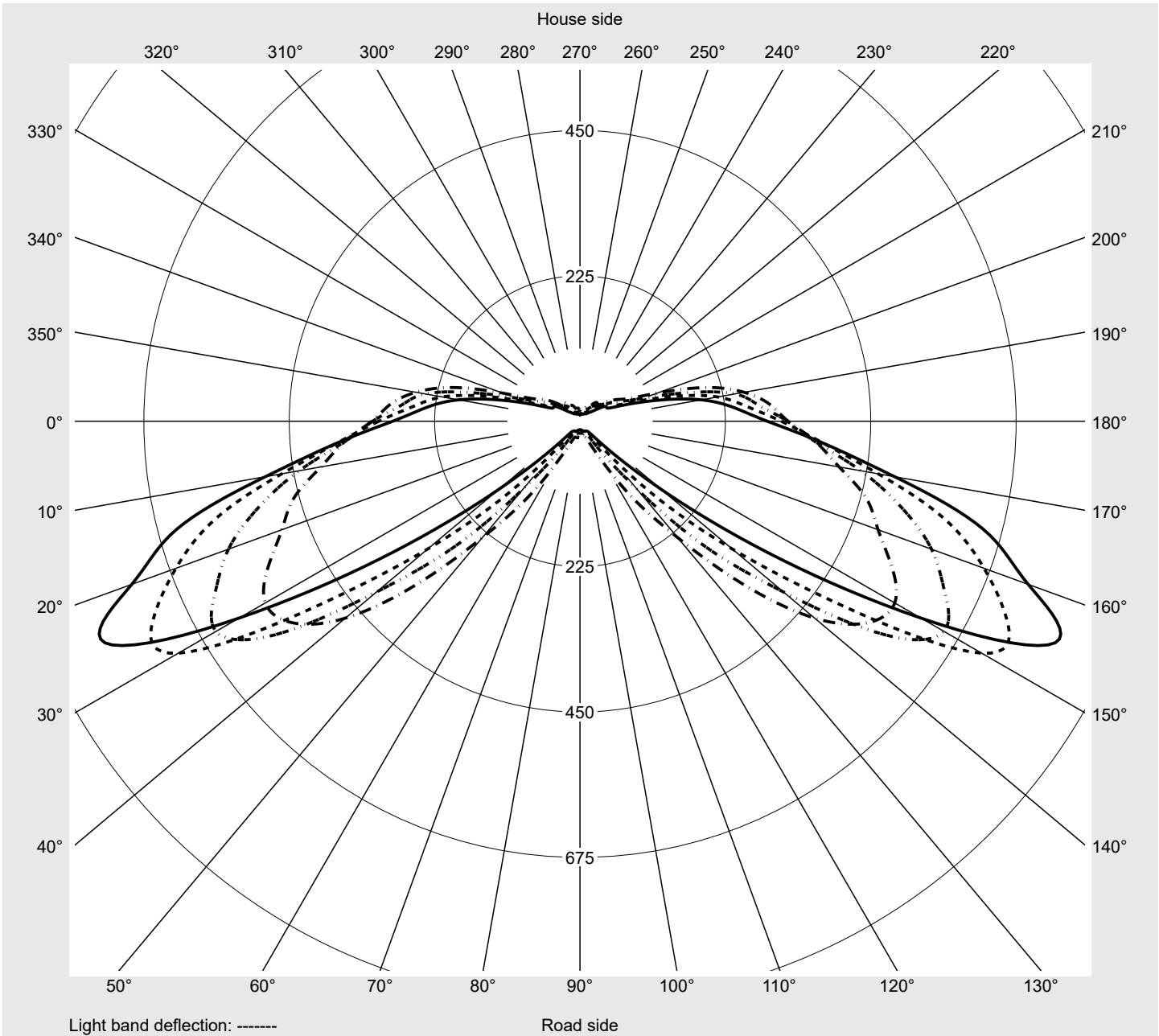
**Measurement conditions**

DIN EN 13032 and DIN 5032

**Photometric test report**

<b>Family</b> Streetlight 21 mini easy LED	<b>Order number: 5XE6M33A08HB</b> <b>EAN: 4058352683354</b>	<b>LP number</b> <b>59152_810</b>
---	--	--------------------------------------

**Envelope curve in cd/klm**      **KMK 70°**    **KMK 67.5°**    **KMK 65°**    **KMK 62.5°**      **siteco**



## Photometric test report

<b>Family</b> <b>Streetlight 21 mini easy LED</b>	<b>Order number: 5XE6M33A08HB</b> <b>EAN: 4058352683354</b>	<b>LP number</b> <b>59152_810</b>
<b>Table of values for luminous intensities</b>		<b>Maximum luminous intensity</b>
		<b>siteco</b>

C-planes	0° 180°	5° 175°	10° 170°	15° 165°	20° 160°	25° 155°	30° 150°	35° 145°	40° 140°	45° 135°	50° 130°	55° 125°	60° 120°
γ	Luminous intensity in cd/klm												
0,0°	251.7	251.7	251.7	251.7	251.7	251.7	251.7	251.7	251.7	251.7	251.7	251.7	251.7
2,5°	252.7	252.6	255.1	255.9	254.5	255.0	254.0	252.2	251.7	247.4	245.6	244.7	243.6
5,0°	252.7	247.6	244.8	246.2	244.1	242.4	239.8	236.2	239.7	236.4	232.5	233.6	234.3
7,5°	247.5	246.2	247.0	241.4	241.5	240.8	238.5	238.2	237.0	239.8	242.0	244.4	244.4
10,0°	250.9	251.6	254.7	244.8	240.1	243.6	246.0	248.9	247.1	245.5	243.2	248.5	256.4
12,5°	258.1	251.0	248.5	247.9	244.5	247.6	252.4	251.2	250.3	256.2	259.5	260.6	263.5
15,0°	260.4	253.2	248.3	249.4	250.9	255.1	259.0	261.5	258.8	265.7	270.2	267.9	269.6
17,5°	258.3	257.3	247.8	248.7	251.9	259.5	266.5	266.0	275.2	277.4	277.3	277.8	286.1
20,0°	254.1	250.5	251.9	255.9	262.1	270.4	275.0	276.8	276.7	279.1	278.4	285.9	281.5
22,5°	257.0	252.2	255.3	268.1	272.7	269.3	279.3	285.9	287.4	287.8	284.5	282.2	286.1
25,0°	257.8	257.2	270.3	273.8	283.2	292.2	292.5	297.3	302.1	298.9	293.3	289.8	292.8
27,5°	259.1	258.9	269.3	275.9	290.3	294.3	295.3	301.0	295.9	293.4	289.9	296.4	293.1
30,0°	258.8	273.0	282.5	292.7	295.7	311.0	304.7	312.4	300.4	305.3	301.8	299.0	302.9
32,5°	268.4	281.3	284.7	297.6	311.2	318.2	313.4	319.9	315.8	313.8	308.7	313.3	302.9
35,0°	276.6	287.2	295.6	296.7	309.7	318.9	329.3	329.7	312.6	320.8	315.6	320.8	316.5
37,5°	289.2	297.8	300.2	316.3	319.7	337.4	337.7	332.8	327.5	323.7	318.9	318.2	332.2
40,0°	288.5	305.0	310.1	313.4	327.9	343.2	354.8	344.9	337.5	333.4	324.7	347.2	341.1
42,5°	300.3	309.6	317.1	332.9	343.7	358.8	364.5	353.0	347.4	337.7	344.4	349.5	356.9
45,0°	305.8	317.1	325.5	333.0	349.1	369.1	380.6	362.0	354.6	368.9	366.8	388.4	383.2
47,5°	312.0	313.3	325.1	341.9	368.3	370.8	377.7	368.2	368.3	388.5	397.5	390.1	382.7
50,0°	315.7	324.5	327.1	342.0	370.4	390.2	384.7	382.7	398.7	421.6	412.3	380.7	354.1
52,5°	324.5	324.8	337.8	340.4	373.5	407.0	394.1	398.2	435.2	435.4	412.2	358.0	310.7
55,0°	325.2	339.0	343.2	354.4	370.6	422.3	410.7	440.5	443.3	424.3	372.3	320.6	285.2
57,5°	335.5	346.3	354.6	362.1	389.2	440.8	451.8	462.3	460.2	409.5	351.4	299.4	233.2
60,0°	337.7	358.8	382.6	394.8	422.9	480.1	490.2	493.0	465.8	401.4	305.0	234.6	170.2
62,5°	322.3	366.3	407.2	458.3	491.0	532.4	562.5	543.7	474.1	356.4	235.0	151.7	80.7
65,0°	320.9	365.9	441.4	515.0	579.1	622.5	650.4	576.3	411.2	274.5	136.3	61.5	26.5
67,5°	311.5	375.7	468.6	584.1	665.5	729.3	718.0	501.2	307.7	161.4	52.8	22.8	20.7
70,0°	289.9	375.0	494.5	646.3	738.3	811.4	609.3	353.6	163.9	60.9	24.9	18.9	17.3
72,5°	280.7	388.9	529.3	634.1	740.9	675.2	389.9	143.3	60.4	27.9	16.8	16.0	15.2
75,0°	265.2	365.2	466.4	531.9	584.7	383.0	130.8	41.7	27.5	17.8	14.0	12.8	11.6
77,5°	192.5	248.8	264.2	279.3	239.7	78.3	24.8	16.9	12.2	9.5	10.3	8.9	7.8
80,0°	95.5	89.9	86.1	97.1	65.8	14.7	10.3	5.9	5.3	5.7	6.8	5.1	5.0
82,5°	25.0	19.4	13.4	7.5	11.9	4.8	3.8	3.1	3.0	2.4	2.7	2.7	2.2
85,0°	1.0	1.6	1.6	1.3	1.4	1.6	1.4	1.2	1.4	0.9	1.2	0.9	1.0
87,5°	0.4	0.4	0.4	0.5	0.5	0.5	0.3	0.6	0.5	0.4	0.4	0.4	0.4
90,0°	0.0	0.0	0.0	0.0	0.0	0.0	0.0	0.0	0.0	0.0	0.0	0.0	0.0

## Photometric test report

<b>Family</b> <b>Streetlight 21 mini easy LED</b>	<b>Order number: 5XE6M33A08HB</b> <b>EAN: 4058352683354</b>	<b>LP number</b> <b>59152_810</b>
<b>Table of values for luminous intensities</b>		<b>Maximum luminous intensity</b>
		<b>siteco</b>

C-planes	65° 115°	70° 110°	75° 105°	80° 100°	85° 95°	90°	185° 355°	190° 350°	195° 345°	200° 340°	205° 335°	210° 330°	215° 325°
γ	Luminous intensity in cd/klm												
0,0°	251.7	251.7	251.7	251.7	251.7	251.7	251.7	251.7	251.7	251.7	251.7	251.7	251.7
2,5°	243.6	243.2	243.3	241.2	240.5	242.2	250.2	248.9	247.1	245.4	245.5	243.3	240.0
5,0°	234.1	234.7	239.6	243.4	242.3	242.8	249.9	251.9	245.5	241.3	236.8	236.2	233.4
7,5°	243.7	243.8	244.1	247.6	248.9	252.1	248.0	241.8	234.4	231.7	228.2	228.4	225.5
10,0°	257.2	254.6	250.4	251.4	252.5	258.3	242.9	242.6	235.3	228.9	225.6	227.8	225.5
12,5°	261.6	262.7	263.6	260.7	258.4	260.1	257.9	249.1	241.8	233.6	231.4	229.9	224.5
15,0°	273.9	274.4	275.1	277.9	277.1	272.5	263.7	252.8	241.7	241.0	236.1	228.8	219.4
17,5°	276.7	270.5	275.6	275.9	279.5	288.6	260.3	251.3	244.9	237.3	232.4	228.0	216.6
20,0°	285.2	286.3	287.4	283.7	284.5	291.4	254.3	265.1	245.3	240.9	234.4	226.8	227.8
22,5°	290.7	287.8	282.6	280.9	284.6	286.4	258.8	258.1	247.1	240.8	230.3	224.6	223.8
25,0°	290.9	287.2	284.9	293.2	285.2	287.3	253.7	262.3	252.9	244.0	241.3	229.1	223.8
27,5°	289.3	299.7	289.5	293.7	287.8	298.4	247.8	259.9	263.0	254.6	237.6	231.2	222.7
30,0°	304.3	292.9	297.5	300.8	300.7	286.7	261.7	260.3	261.4	242.3	245.5	235.9	219.5
32,5°	305.9	308.9	297.2	312.5	307.7	304.5	270.7	266.6	261.3	257.8	242.7	227.1	210.7
35,0°	312.3	315.7	323.4	321.9	326.7	324.5	274.1	271.0	269.6	262.0	244.2	226.0	186.2
37,5°	342.6	338.0	331.5	344.3	331.4	333.1	273.8	276.4	276.8	258.8	243.4	213.1	165.6
40,0°	350.0	346.7	344.9	344.4	337.9	325.4	288.1	279.6	275.1	264.7	241.7	191.8	147.8
42,5°	364.9	348.0	345.2	345.9	342.0	328.4	291.2	281.7	286.2	261.6	225.5	181.1	134.3
45,0°	364.0	353.2	344.2	344.8	339.4	344.7	297.8	279.5	275.9	253.2	215.4	159.3	121.5
47,5°	357.3	337.5	304.9	296.2	280.5	284.0	305.0	284.6	285.2	249.7	192.9	141.3	109.9
50,0°	314.0	275.9	263.2	255.3	247.2	245.9	311.3	293.6	273.0	229.3	166.9	107.3	88.1
52,5°	278.1	253.7	229.4	220.1	205.6	201.2	315.6	297.5	264.7	208.9	144.9	89.3	79.1
55,0°	239.5	201.5	165.8	154.9	144.9	137.0	312.2	294.2	259.8	194.6	127.1	78.0	74.1
57,5°	183.6	138.9	110.6	88.6	79.1	74.1	313.5	287.5	236.2	170.2	109.8	73.2	66.2
60,0°	111.5	71.4	46.5	37.5	35.2	32.8	311.2	271.5	216.0	147.6	95.5	67.8	62.2
62,5°	42.8	28.4	25.5	26.0	25.5	25.7	295.3	257.9	201.5	127.0	83.6	67.2	53.8
65,0°	23.4	23.1	22.8	23.5	21.6	21.4	278.4	243.5	170.0	104.7	73.6	60.2	48.1
67,5°	20.9	19.5	18.9	18.8	18.6	18.7	259.7	216.3	148.1	85.9	59.1	57.9	41.2
70,0°	17.3	16.9	14.9	14.9	13.3	13.2	239.7	190.8	125.8	74.2	47.9	45.9	33.0
72,5°	14.5	13.7	11.8	11.8	9.4	10.7	215.6	168.6	110.3	54.9	29.2	33.4	25.5
75,0°	10.2	9.6	8.6	7.6	7.1	8.2	187.2	114.4	77.4	24.7	20.0	22.7	19.4
77,5°	6.8	6.5	5.6	5.4	5.0	4.8	100.2	23.1	17.9	7.8	11.3	11.5	11.8
80,0°	3.9	4.2	3.1	3.3	3.8	3.3	40.0	7.2	6.0	5.2	7.0	6.8	6.4
82,5°	2.1	2.1	1.7	2.3	1.9	1.6	10.0	3.5	3.0	2.4	3.3	3.1	2.9
85,0°	0.8	1.0	0.6	0.7	0.6	0.6	1.5	1.2	1.1	1.1	1.1	1.3	1.1
87,5°	0.4	0.2	0.2	0.2	0.2	0.4	0.3	0.3	0.2	0.4	0.3	0.2	0.1
90,0°	0.0	0.0	0.0	0.0	0.0	0.0	0.0	0.0	0.0	0.0	0.0	0.0	0.0

## Photometric test report

<b>Family</b> <b>Streetlight 21 mini easy LED</b>	<b>Order number: 5XE6M33A08HB</b> <b>EAN: 4058352683354</b>	<b>LP number</b> <b>59152_810</b>
<b>Table of values for luminous intensities</b>		<b>Maximum luminous intensity</b>
		<b>siteco</b>

C-planes	220° 320°	225° 315°	230° 310°	235° 305°	240° 300°	245° 295°	250° 290°	255° 285°	260° 280°	265° 275°	270°	Phi-zone	Total Phi-zone
γ	Luminous intensity in cd/klm											Luminous flux in lm/klm	
0,0°	251.7	251.7	251.7	251.7	251.7	251.7	251.7	251.7	251.7	251.7	251.7	0.4	0.4
2,5°	240.3	241.6	238.8	237.8	237.5	239.7	242.6	244.7	244.9	242.1	241.0	2.9	3.3
5,0°	228.5	228.0	227.0	225.7	228.3	227.7	229.0	226.6	226.4	225.7	226.7	5.7	9.0
7,5°	228.3	226.6	219.5	221.8	216.9	216.1	216.6	215.9	217.8	218.5	216.7	8.4	17.4
10,0°	218.6	215.1	214.8	214.4	213.9	212.4	209.8	207.9	207.4	213.1	214.6	11.2	28.6
12,5°	222.9	224.9	218.4	214.2	208.1	211.3	215.6	212.9	208.3	206.4	207.2	14.2	42.8
15,0°	213.8	216.2	213.4	214.0	210.7	206.1	202.7	200.1	201.7	201.8	202.6	17.2	60.1
17,5°	213.2	212.5	216.4	210.3	205.3	203.3	199.8	189.2	192.6	193.9	189.9	20.1	80.2
20,0°	221.3	208.9	205.5	200.6	189.2	182.7	179.3	173.8	164.6	163.6	167.0	22.8	102.9
22,5°	220.7	214.8	198.3	184.9	172.2	159.3	158.7	146.8	146.8	144.1	146.6	25.2	128.1
25,0°	217.0	197.4	182.7	161.6	153.9	143.9	140.8	132.9	136.9	126.6	121.7	27.8	155.9
27,5°	207.1	180.6	159.0	145.7	138.5	128.8	124.3	119.3	110.8	107.1	104.5	29.9	185.9
30,0°	187.4	164.9	146.0	133.8	122.6	115.2	100.8	101.8	98.2	93.7	93.5	32.4	218.3
32,5°	173.5	148.1	134.8	114.4	104.9	102.5	95.5	91.7	86.3	82.3	83.0	35.0	253.3
35,0°	154.6	136.4	115.1	101.4	100.1	95.8	89.4	82.3	80.9	75.6	76.0	37.5	290.8
37,5°	136.6	117.1	104.1	96.7	95.3	87.5	84.6	81.1	77.0	76.2	72.8	40.4	331.2
40,0°	121.4	107.1	99.6	91.1	89.3	82.0	77.5	73.8	68.3	66.8	65.6	42.9	374.0
42,5°	113.6	96.2	91.9	86.0	85.0	79.7	71.7	68.0	59.4	56.2	53.6	45.4	419.4
45,0°	100.6	90.9	85.7	81.0	74.3	66.6	57.9	54.8	51.6	51.5	49.7	47.7	467.1
47,5°	93.6	83.1	73.5	70.4	63.4	53.5	51.8	47.0	51.1	49.2	51.2	48.6	515.7
50,0°	84.1	73.4	60.5	61.0	52.7	47.5	47.1	44.9	45.0	43.7	42.9	48.6	564.3
52,5°	75.3	64.9	55.6	50.1	46.6	40.8	42.4	40.3	40.5	36.3	38.4	48.6	613.0
55,0°	64.4	54.4	47.2	42.8	42.1	38.4	38.0	35.6	33.6	34.1	36.2	47.5	660.5
57,5°	53.1	46.8	44.4	39.8	37.9	35.5	33.5	33.2	32.2	31.5	28.2	46.2	706.7
60,0°	44.6	40.4	41.3	35.5	32.0	30.9	30.1	30.0	29.4	28.7	24.4	44.7	751.4
62,5°	40.0	38.3	37.9	30.7	28.1	26.9	22.0	20.8	20.6	19.4	17.2	44.1	795.5
65,0°	37.9	33.8	30.2	24.9	21.3	19.0	18.2	16.5	16.8	16.2	14.2	43.7	839.1
67,5°	30.5	27.2	21.8	17.6	15.1	15.1	14.7	14.6	14.7	13.4	12.3	42.8	881.9
70,0°	22.9	18.7	15.1	14.0	13.3	12.0	11.9	12.1	11.4	11.7	9.5	40.0	921.9
72,5°	18.9	15.1	13.3	11.8	10.6	9.5	8.2	7.9	7.5	7.0	7.5	34.4	956.3
75,0°	14.0	11.5	8.9	9.5	7.5	5.9	4.0	4.3	4.2	3.7	3.9	25.3	981.7
77,5°	10.3	7.2	5.6	5.4	3.9	2.9	2.4	2.5	1.9	2.4	2.1	12.3	994.0
80,0°	6.0	3.9	3.0	2.5	1.9	1.4	1.2	0.9	1.0	0.9	1.0	4.6	998.6
82,5°	2.5	1.9	0.8	0.6	0.7	0.4	0.3	0.2	0.3	0.4	0.4	1.1	999.7
85,0°	0.9	0.4	0.4	0.2	0.1	0.1	0.1	0.1	0.1	0.1	0.0	0.2	999.9
87,5°	0.1	0.0	0.0	0.0	0.0	0.0	0.0	0.0	0.0	0.0	0.0	0.1	1000.0
90,0°	0.0	0.0	0.0	0.0	0.0	0.0	0.0	0.0	0.0	0.0	0.0	0.0	1000.0

## Photometric test report

<b>Family</b> Streetlight 21 mini easy LED	<b>Order number: 5XE6M33A08HB</b> <b>EAN: 4058352683354</b>	<b>LP number</b> <b>59152_810</b>
---	--	--------------------------------------

**siteco**

### Dimming levels table environmental temperature: 25°C

Luminous flux %	Output ECG [%]	Luminous flux [lm]	Power consumption [W] start of lifetime	Power consumption [W] end of lifetime	Power consumption [W] average
100	100	7960	66.0	68.9	67.4
95	94	7583	61.9	64.7	63.3
90	88	7188	57.9	60.5	59.2
85	82	6780	53.9	56.4	55.2
80	76	6365	50.0	52.2	51.1
75	71	6005	46.7	48.8	47.8
70	65	5566	42.9	44.7	43.8
65	60	5191	39.7	41.3	40.5
60	55	4810	36.4	37.9	37.2
55	49	4341	32.7	34.0	33.4
50	44	3940	29.5	30.7	30.1
45	40	3614	27.0	28.0	27.5
40	35	3197	23.9	24.8	24.4
35	30	2771	20.7	21.6	21.2
30	26	2425	18.3	18.9	18.6
25	21	1984	15.1	15.7	15.4
20	17	1624	12.7	13.2	13.0
15	12	1167	9.7	10.0	9.8
14	11	1075	9.1	9.4	9.2

### Dimming levels table environmental temperature: 5°C

Luminous flux %	Output ECG [%]	Luminous flux [lm]	Power consumption [W] start of lifetime	Power consumption [W] end of lifetime	Power consumption [W] average
100	100	8180	66.8	69.7	68.2
95	94	7780	62.6	65.5	64.0
90	88	7366	58.7	61.2	60.0
85	82	6939	54.6	57.1	55.8
80	77	6579	51.3	53.6	52.4
75	71	6132	47.3	49.4	48.3
70	66	5755	44.1	46.0	45.0
65	60	5291	40.2	41.9	41.0
60	55	4899	36.9	38.4	37.6
55	50	4496	33.8	35.1	34.4
50	45	4088	30.5	31.8	31.2
45	40	3671	27.4	28.4	27.9
40	35	3246	24.2	25.1	24.6
35	31	2899	21.7	22.5	22.1
30	26	2457	18.5	19.2	18.8
25	21	2009	15.4	16.0	15.7
20	17	1644	12.9	13.4	13.2
14	12	1180	9.8	10.1	10.0
13	11	1087	9.2	9.5	9.4

## Photometric test report

<b>Family</b> Streetlight 21 mini easy LED	<b>Order number: 5XE6M33A08HB</b> <b>EAN: 4058352683354</b>	<b>LP number</b> <b>59152_810</b>
---	--	--------------------------------------

<b>Dimming levels table</b>	environmental temperature: 15°C	<b>sITeco</b>
-----------------------------	---------------------------------	---------------

Luminous flux %	Output ECG [%]	Luminous flux [lm]	Power consumption [W] start of lifetime	Power consumption [W] end of lifetime	Power consumption [W] average
100	100	8080	66.4	69.3	67.8
95	94	7691	62.3	65.1	63.7
90	88	7286	58.3	60.9	59.6
85	82	6868	54.3	56.7	55.5
80	76	6443	50.4	52.5	51.4
75	71	6075	47.0	49.1	48.0
70	65	5629	43.1	45.0	44.0
65	60	5247	39.9	41.6	40.8
60	55	4860	36.7	38.2	37.4
55	50	4463	33.5	34.9	34.2
50	45	4059	30.3	31.5	30.9
45	40	3647	27.2	28.2	27.7
40	35	3225	24.0	24.9	24.4
35	30	2794	20.8	21.7	21.2
30	26	2443	18.4	19.1	18.8
25	21	1998	15.3	15.8	15.6
20	17	1636	12.8	13.3	13.0
15	12	1175	9.7	10.0	9.8
13	11	1082	9.1	9.5	9.3

**Photometric test report**

<b>Family</b> Streetlight 21 mini easy LED	<b>Order number: 5XE6M33A08HB</b> <b>EAN: 4058352683354</b>	<b>LP number</b> <b>59152_810</b>
---	--	--------------------------------------

**Luminousfluxs table** **siteco**

Temperature °C	Luminous flux lm	Power consumption W
25.0	7960.0	66.0
5.0	8180.0	66.8
15.0	8080.0	66.4