

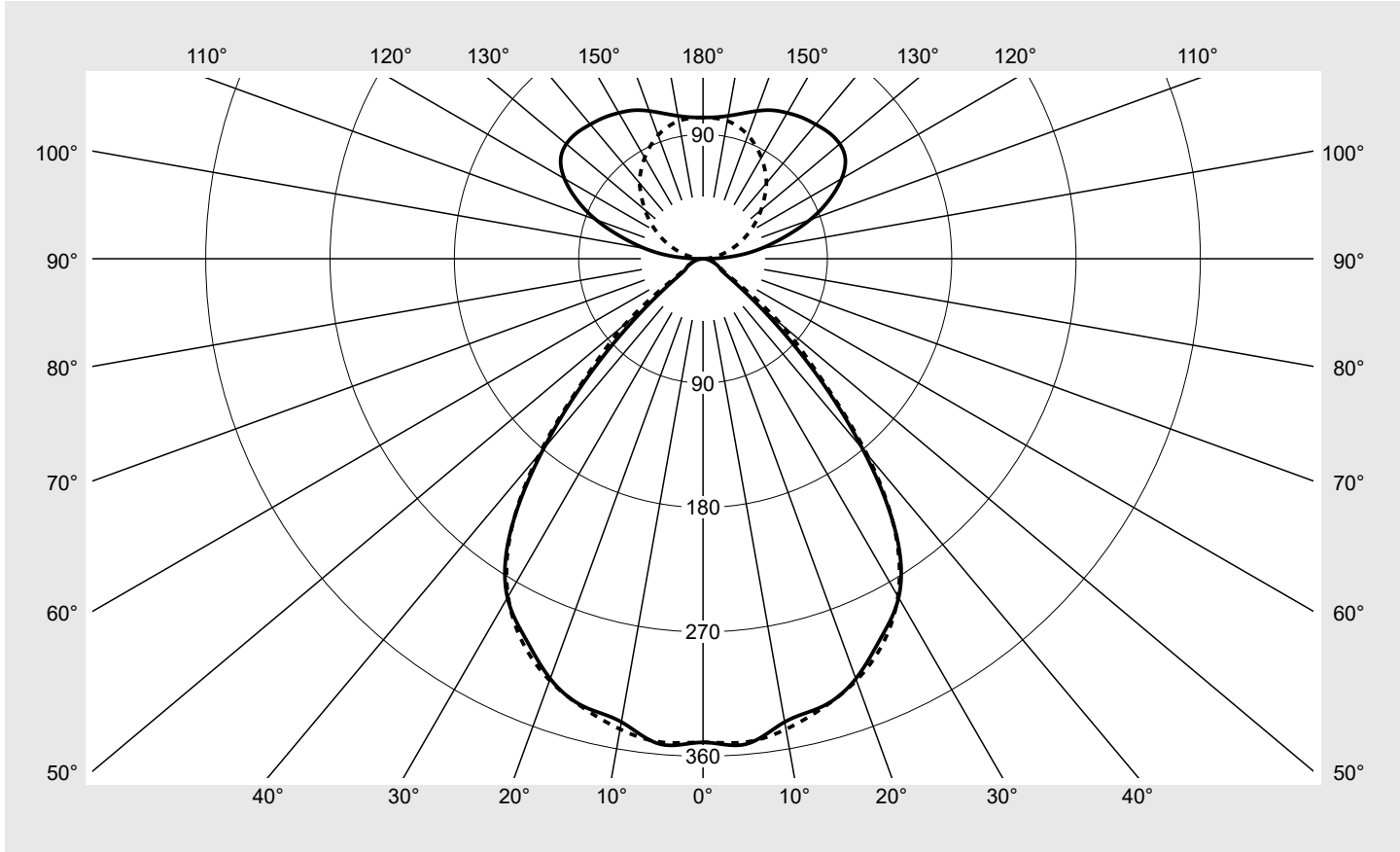


Photometric test report

Family Silica® 21	Order number: 51MX33DC3DWB EAN: 4058352893609	LP number 59331_88
	Version Suspended luminaire, with homogeneous illumination, prismatic cover, direct-/ indirect distribution, extremely wide distribution, UGR≤16 (L65≤3000cd/m²)	serial documentation 02.08.2023
	Lamps LED 3000 K CRI ≥ 80 Controlgear ECG-DALI Rated values Net luminous flux = 14780 lm Power consumption = 99.5 W Luminous efficacy = 148.5 lm/W	

Luminous intensity in cd/klm C180-0 C270-90 **Imax: 353 cd/klm**



Classifications	
DIN 5040	C 6 2
CIE	N1=78 N2=96 N3=99 N4=55 N5=100

Luminaire light output ratios	
η_{LB}	100.0%
ϕ_u	55.4%
ϕ_o	44.6%

Measurement conditions
 DIN EN 13032 and DIN 5032

Photometric test report

Family Silica® 21	Order number: 51MX33DC3DWB EAN: 4058352893609	LP number 59331_88
Table of values for luminous intensities		Maximum luminous intensity
		siteco

C-planes γ	0° 180°	15°	30°	45°	60°	75°	90° 270°	Phi-zone	Total Phi-zone
		165° 195° 345°	150° 210° 330°	135° 225° 315°	120° 240° 300°	105° 255° 285°			
Luminous intensity in cd/klm								Luminous flux in lm/klm	
0°	349.9	349.9	349.9	349.9	349.9	349.9	349.9	2.1	2.1
5°	352.7	353.3	353.1	353.3	352.9	352.0	351.1	16.9	18.9
10°	340.4	339.5	339.7	341.6	345.2	345.5	345.7	32.6	51.5
15°	335.2	334.1	331.5	331.4	333.4	336.4	336.2	47.3	98.9
20°	323.4	322.7	318.7	319.6	318.0	320.3	324.7	60.1	159.0
25°	303.6	304.4	302.2	302.2	302.6	302.3	307.6	70.2	229.2
30°	283.2	283.0	279.5	280.9	281.3	280.3	282.2	77.1	306.3
35°	244.1	243.6	241.2	242.6	243.2	242.2	242.9	76.3	382.6
40°	179.9	179.6	180.9	182.1	183.5	183.3	184.4	64.1	446.7
45°	110.1	109.9	111.2	112.6	113.8	115.2	117.5	43.7	490.4
50°	51.7	59.9	67.3	61.6	55.5	66.0	73.6	26.1	516.5
55°	21.0	28.2	26.7	30.5	23.0	31.8	29.6	12.4	528.9
60°	14.1	14.7	15.5	14.4	14.4	15.4	16.1	7.1	536.0
65°	11.6	11.5	12.0	11.7	12.2	12.2	12.1	5.9	541.9
70°	8.4	8.6	8.9	8.9	9.1	9.2	9.2	4.6	546.5
75°	5.8	6.1	6.7	6.4	6.5	6.9	6.6	3.4	549.9
80°	3.5	3.8	4.1	4.5	4.2	4.7	4.7	2.3	552.2
85°	1.8	1.8	1.8	2.1	2.2	2.5	2.7	1.2	553.3
90°	5.2	5.0	5.3	5.2	3.1	1.1	0.4	2.0	555.4
95°	23.9	24.4	26.2	24.8	15.9	8.2	4.2	10.3	565.7
100°	42.8	43.9	44.3	38.8	26.0	14.7	9.7	17.5	583.2
105°	61.3	62.6	61.4	52.4	35.9	22.2	16.3	24.1	607.3
110°	82.4	82.7	77.5	64.5	46.0	30.0	23.3	30.4	637.7
115°	100.7	99.8	92.0	75.7	55.8	37.9	31.1	35.4	673.0
120°	115.9	114.0	103.9	84.8	64.9	45.6	38.7	38.8	711.8
125°	125.7	122.3	111.1	93.1	72.6	52.9	46.8	40.3	752.1
130°	129.2	126.3	114.5	98.0	78.5	60.4	54.8	39.9	792.0
135°	129.0	126.3	115.8	101.3	83.2	67.4	62.9	38.1	830.1
140°	126.9	124.9	116.2	103.6	87.1	74.0	71.4	35.5	865.6
145°	124.8	123.4	116.1	105.0	90.7	80.2	78.2	32.3	897.9
150°	121.9	121.3	114.8	104.9	93.7	86.1	84.5	28.5	926.4
155°	118.5	118.2	111.9	104.4	96.0	91.3	90.1	24.2	950.6
160°	113.8	113.5	108.5	103.6	98.0	95.4	95.1	19.5	970.1
165°	108.8	108.2	105.6	102.3	100.0	98.6	98.8	14.6	984.7
170°	105.0	104.5	103.8	102.4	101.4	101.2	101.3	9.8	994.5
175°	102.8	102.7	102.1	101.9	102.0	102.0	102.0	4.9	999.4
180°	102.2	102.2	102.2	102.2	102.2	102.2	102.2	0.6	1000.0

Photometric test report

Family Silica® 21	Order number: 51MX33DC3DWB EAN: 4058352893609	LP number 59331_88
-----------------------------	--	------------------------------

UGR-Table	Standard room	siteco
------------------	----------------------	---------------

Reflection factor of ceiling	0.7	0.7	0.5	0.5	0.3	0.7	0.7	0.5	0.5	0.3	
Reflection factor of walls	0.5	0.3	0.5	0.3	0.3	0.5	0.3	0.5	0.3	0.3	
Reflection factor of floor	0.2	0.2	0.2	0.2	0.2	0.2	0.2	0.2	0.2	0.2	
Room dimensions	View crosswise (C0)					View endwise (C90)					
x	y										
2H	2H	15.4	16.3	16.3	17.2	18.3	15.6	16.5	16.5	17.4	18.5
	3H	15.3	16.1	16.2	17.0	18.1	15.6	16.3	16.5	17.2	18.4
	4H	15.3	16.0	16.2	16.9	18.1	15.6	16.3	16.5	17.2	18.4
	6H	15.2	15.8	16.1	16.8	18.0	15.5	16.2	16.5	17.1	18.3
	8H	15.1	15.7	16.1	16.7	17.9	15.4	16.0	16.4	17.0	18.2
	12H	15.0	15.6	16.0	16.5	17.8	15.5	16.0	16.4	16.9	18.2
4H	2H	15.2	15.9	16.1	16.8	17.9	15.3	16.0	16.2	16.9	18.1
	3H	15.2	15.7	16.1	16.7	17.9	15.4	15.9	16.3	16.9	18.1
	4H	15.2	15.7	16.1	16.6	17.9	15.4	15.9	16.4	16.9	18.1
	6H	15.2	15.6	16.1	16.6	17.8	15.5	15.9	16.4	16.9	18.1
	8H	15.1	15.5	16.1	16.5	17.8	15.5	15.9	16.5	16.9	18.1
	12H	15.0	15.4	16.1	16.4	17.7	15.5	15.8	16.5	16.8	18.1
8H	4H	15.0	15.4	16.0	16.4	17.7	15.2	15.6	16.2	16.6	17.9
	6H	15.1	15.5	16.1	16.5	17.7	15.4	15.7	16.4	16.7	18.0
	8H	15.1	15.4	16.1	16.4	17.7	15.5	15.8	16.5	16.8	18.1
	12H	15.1	15.3	16.1	16.3	17.7	15.5	15.8	16.6	16.8	18.1
12H	4H	15.0	15.3	16.0	16.3	17.6	15.1	15.5	16.2	16.5	17.8
	6H	15.1	15.3	16.1	16.3	17.6	15.3	15.6	16.3	16.6	17.9
	8H	15.1	15.3	16.1	16.3	17.7	15.4	15.7	16.4	16.7	18.0

Luminance table	Max. for $\gamma \geq 65^\circ$	Photometric dimensions in mm:	L = 3000 B = 50
------------------------	---	--------------------------------------	----------------------------------

C-planes	γ	Luminance in cd/m ²							
		0° 180°	15° 165° 195° 345°	30° 150° 210° 330°	45° 135° 225° 315°	60° 120° 240° 300°	75° 105° 255° 285°	90° 270°	
45°	45°	15342.7	15309.5	15501.5	15684.2	15853.9	16056.6	16370.6	
50°	50°	7923.4	9179.4	10322.9	9447.5	8514.1	10111.8	11288.5	
55°	55°	3602.6	4852.8	4584.0	5236.6	3955.1	5461.3	5076.3	
60°	60°	2788.1	2893.3	3058.5	2835.0	2845.4	3026.2	3163.1	
65°	65°	2708.7	2687.5	2795.5	2726.9	2842.6	2838.4	2826.0	
70°	70°	2423.4	2468.7	2568.6	2568.6	2609.0	2638.9	2642.1	
75°	75°	2225.2	2309.7	2545.4	2430.8	2486.8	2613.9	2528.3	
80°	80°	2009.8	2129.0	2348.0	2555.7	2370.7	2644.8	2655.6	
85°	85°	1985.2	1997.7	2073.4	2396.8	2520.0	2873.8	2995.9	

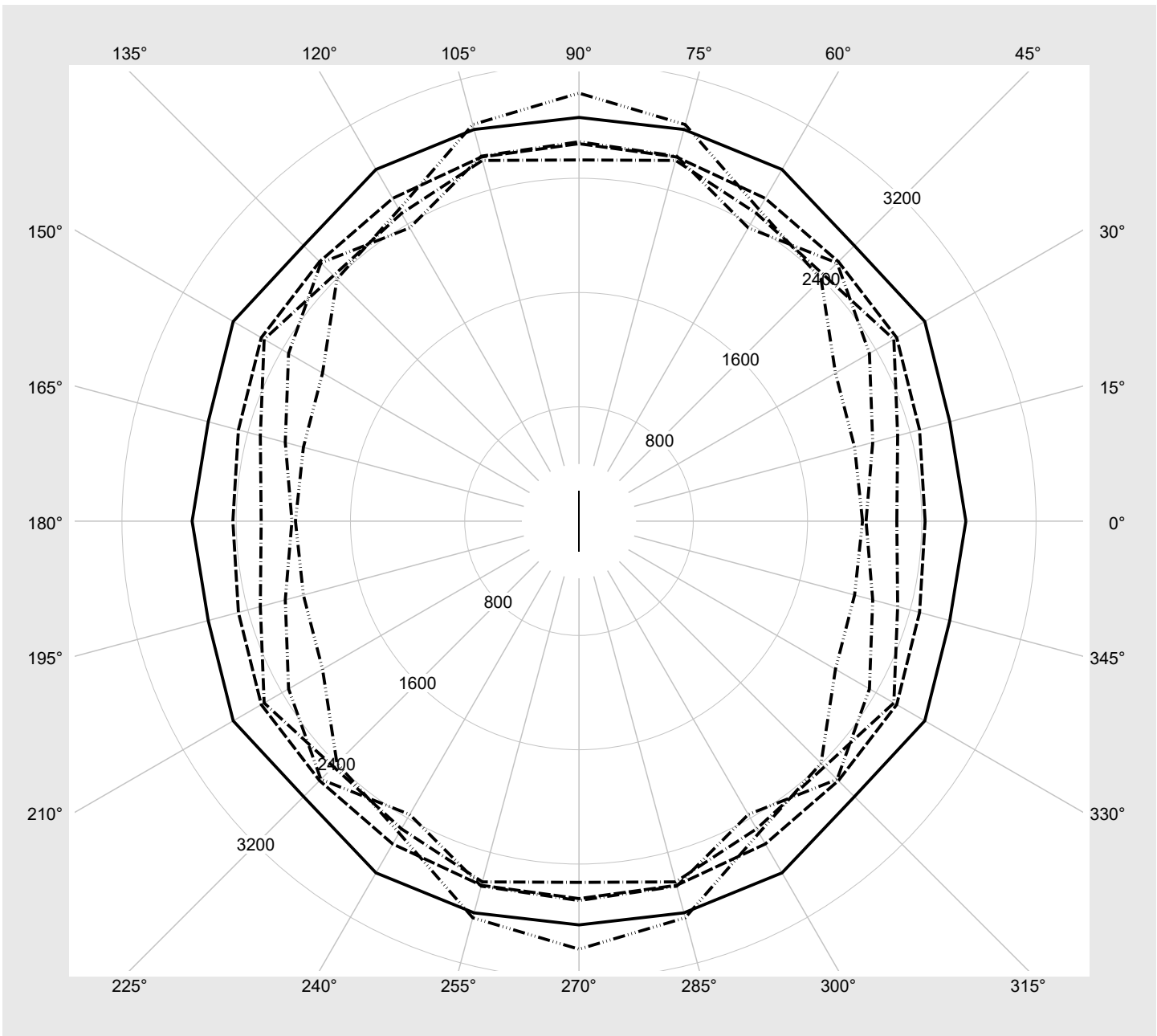
Photometric test report

Family
Silica® 21

Order number: 51MX33DC3DWB
EAN: 4058352893609

LP number
59331_88

Luminance values in cd/m² γ 65° γ 70° γ 75° γ 80° γ 85° **siteco**



Photometric test report

Family Silica® 21	Order number: 51MX33DC3DWB EAN: 4058352893609	LP number 59331_88
-----------------------------	--	------------------------------

Dimming levels table	environmental temperature: 25°C	sITeco
-----------------------------	---------------------------------	---------------

Luminous flux %	Dimming level linear	Dimming level logarithmic	Luminous flux [lm]	Power consumption [W]
100	254	254	14780	99.5
95	241	252	14064	95.0
90	227	250	13286	89.6
85	214	248	12561	84.3
80	201	245	11830	79.4
75	188	243	11095	74.7
70	175	240	10356	69.8
65	162	238	9607	64.4
60	149	234	8857	59.5
55	136	231	8103	54.9
50	124	228	7403	50.0
45	111	224	6640	45.4
40	99	219	5933	40.9
35	86	214	5161	36.0
30	74	209	4447	31.6
25	61	202	3670	26.4
20	49	194	2944	21.8
15	37	183	2220	17.2
10	25	169	1492	12.5
5	13	145	761	7.7
2	6	117	333	4.3