
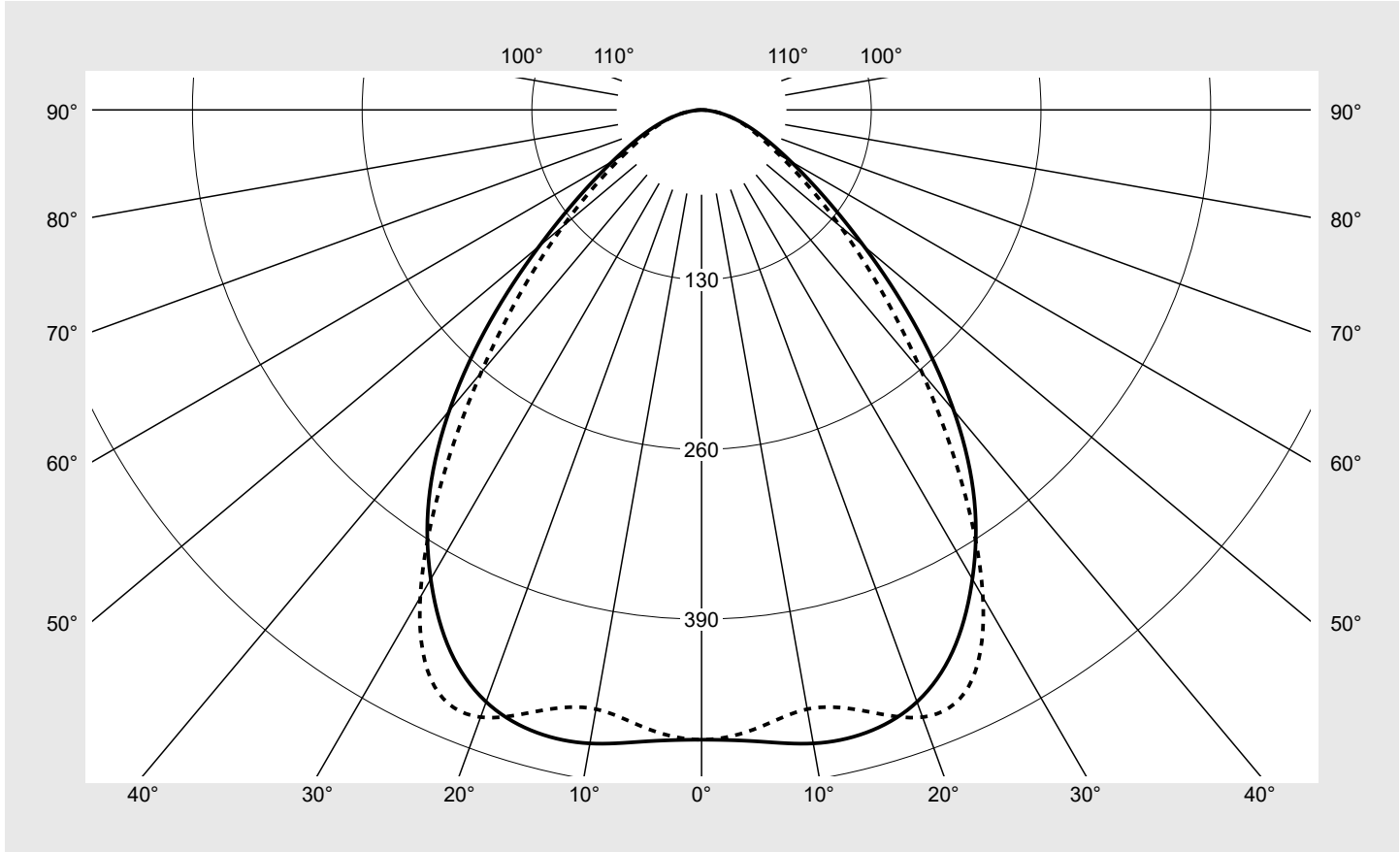


# Photometric test report

<b>Family</b> <b>Licross® 11 Recessed</b>	<b>Order number: 51TL12DN4AXG3C</b> <b>EAN: 4058352935002</b>	<b>LP number</b> <b>58637_187</b>
	<b>Version</b> cover frosted, wide distribution, high visual comfort <b>Lamps</b> LED 4000 K   CRI ≥ 80 <b>Controlgear</b> ECG-DALI <b>Setting</b> AC-mode <b>Rated values</b> Net luminous flux = 10240 lm Power consumption = 60.5 W Luminous efficacy = 169.2 lm/W	<b>serial documentation</b> <b>29.09.2023</b>



**Luminous intensity in cd/klm** C180-0 C270-90 **Imax: 498 cd/klm**



Classifications	
DIN 5040	A 5 0
CIE	N1=67 N2=92 N3=99 N4=100 N5=100

Luminaire light output ratios	
$\eta_{LB}$	100.0%
$\phi_u$	100.0%
$\phi_o$	0.0%

Measurement conditions
DIN EN 13032 and DIN 5032

## Photometric test report

Family <b>Licross® 11 Recessed</b>	Order number: <b>51TL12DN4AXG3C</b> EAN: <b>4058352935002</b>	LP number <b>58637_187</b>
<b>Table of values for luminous intensities</b>		<b>Maximum luminous intensity</b>
		<b>sITeco</b>

C-planes $\gamma$	0° 180°	15°	30°	45°	60°	75°	90° 270°	Phi-zone	Total Phi-zone
		165° 195° 345°	150° 210° 330°	135° 225° 315°	120° 240° 300°	105° 255° 285°			
Luminous intensity in cd/klm							Luminous flux in lm/klm		
0°	482.3	482.3	482.3	482.3	482.3	482.3	482.3	2.9	2.9
5°	485.4	482.8	478.2	477.5	477.4	475.9	475.7	22.9	25.8
10°	492.7	488.2	477.9	471.3	467.6	465.9	466.0	45.2	71.0
15°	493.2	486.1	471.9	467.9	471.0	473.7	476.3	67.5	138.5
20°	482.5	473.5	462.5	471.9	487.1	492.8	494.9	89.9	228.4
25°	456.4	447.1	449.2	479.4	497.6	491.1	485.8	109.5	337.8
30°	414.9	406.8	427.0	475.1	479.0	447.1	431.1	121.4	459.2
35°	364.2	358.0	387.7	436.7	420.7	368.9	346.8	122.0	581.2
40°	300.5	296.3	322.5	357.9	336.0	284.8	262.9	110.4	691.6
45°	229.2	226.3	238.5	259.8	247.2	211.8	193.4	90.1	781.7
50°	162.3	159.3	161.6	173.6	174.5	155.2	138.5	68.2	849.9
55°	112.5	108.0	105.1	112.3	121.6	110.9	97.2	49.6	899.5
60°	78.7	73.1	68.3	73.1	83.7	77.4	68.5	35.5	935.0
65°	56.0	50.2	45.0	48.4	56.8	54.5	49.6	25.5	960.5
70°	39.5	34.5	29.5	32.1	37.8	38.5	36.6	18.1	978.6
75°	26.0	22.0	18.4	20.2	23.9	25.9	25.8	12.0	990.6
80°	14.9	12.2	9.9	10.8	13.0	14.8	15.3	6.8	997.4
85°	5.4	4.3	3.6	4.0	4.7	5.6	5.8	2.5	1000.0
90°	0.0	0.0	0.0	0.0	0.0	0.0	0.0	0.0	1000.0
180°	0.0	0.0	0.0	0.0	0.0	0.0	0.0	0.0	1000.0

## Photometric test report

<b>Family</b> Licross® 11 Recessed	<b>Order number: 51TL12DN4AXG3C</b> <b>EAN: 4058352935002</b>	<b>LP number</b> 58637_187
---------------------------------------	--	-------------------------------

siteco

UGR-Table		Standard room									
Reflection factor of ceiling		0.7	0.7	0.5	0.5	0.3	0.7	0.7	0.5	0.5	0.3
Reflection factor of walls		0.5	0.3	0.5	0.3	0.3	0.5	0.3	0.5	0.3	0.3
Reflection factor of floor		0.2	0.2	0.2	0.2	0.2	0.2	0.2	0.2	0.2	0.2
Room dimensions		View crosswise (C0)					View endwise (C90)				
x	y										
2H	2H	22.7	24.2	23.1	24.5	24.8	22.8	24.3	23.2	24.6	24.9
	3H	23.2	24.6	23.6	24.9	25.2	23.4	24.7	23.7	25.0	25.4
	4H	23.5	24.7	23.8	25.0	25.4	23.6	24.8	24.0	25.2	25.5
	6H	23.6	24.7	24.0	25.1	25.5	23.8	24.9	24.2	25.3	25.7
	8H	23.7	24.7	24.1	25.1	25.5	23.9	24.9	24.3	25.3	25.7
	12H	23.7	24.7	24.2	25.1	25.5	23.9	24.9	24.4	25.3	25.7
4H	2H	22.9	24.2	23.3	24.5	24.9	23.0	24.3	23.4	24.6	25.0
	3H	23.5	24.6	24.0	25.0	25.4	23.7	24.8	24.2	25.1	25.6
	4H	23.8	24.7	24.3	25.1	25.6	24.1	25.0	24.5	25.4	25.8
	6H	24.0	24.8	24.5	25.3	25.7	24.3	25.1	24.8	25.6	26.0
	8H	24.1	24.8	24.6	25.3	25.8	24.4	25.2	24.9	25.6	26.1
	12H	24.2	24.8	24.7	25.3	25.8	24.5	25.1	25.0	25.6	26.1
8H	4H	23.9	24.6	24.4	25.0	25.5	24.1	24.8	24.6	25.3	25.8
	6H	24.1	24.7	24.6	25.2	25.7	24.5	25.0	25.0	25.5	26.0
	8H	24.2	24.8	24.7	25.2	25.8	24.6	25.1	25.1	25.6	26.1
	12H	24.3	24.7	24.8	25.2	25.8	24.7	25.1	25.2	25.6	26.2
12H	4H	23.9	24.5	24.4	25.0	25.5	24.1	24.7	24.6	25.2	25.7
	6H	24.2	24.7	24.7	25.1	25.7	24.5	25.0	25.0	25.5	26.0
	8H	24.3	24.7	24.8	25.2	25.7	24.6	25.0	25.1	25.5	26.1

Luminance table		Max. for $\gamma \geq 65^\circ$		Photometric dimensions in mm:		L = 1500		B = 58	
C-planes	0°	15° 165° 195° 345°	30° 150° 210° 330°	45° 135° 225° 315°	60° 120° 240° 300°	75° 105° 255° 285°	90° 270°		
$\gamma$	Luminance in cd/m <sup>2</sup>								
45°	38143.6	37669.5	39700.7	43242.7	41141.7	35261.7	32184.5		
50°	29719.0	29176.8	29591.0	31794.9	31958.6	28425.2	25362.3		
55°	23081.9	22159.3	21569.2	23053.4	24961.6	22766.8	19941.7		
60°	18528.5	17217.6	16083.6	17215.7	19692.6	18212.1	16113.3		
65°	15605.7	13969.5	12540.8	13489.7	15821.3	15178.2	13825.0		
70°	13588.5	11866.5	10157.8	11045.7	13002.5	13255.1	12606.4		
75°	11807.9	10015.7	8382.6	9183.9	10854.3	11790.2	11726.5		
80°	10073.7	8254.4	6696.8	7332.6	8780.4	10060.1	10384.1		
85°	7225.0	5844.8	4842.8	5381.6	6370.2	7515.4	7828.7		

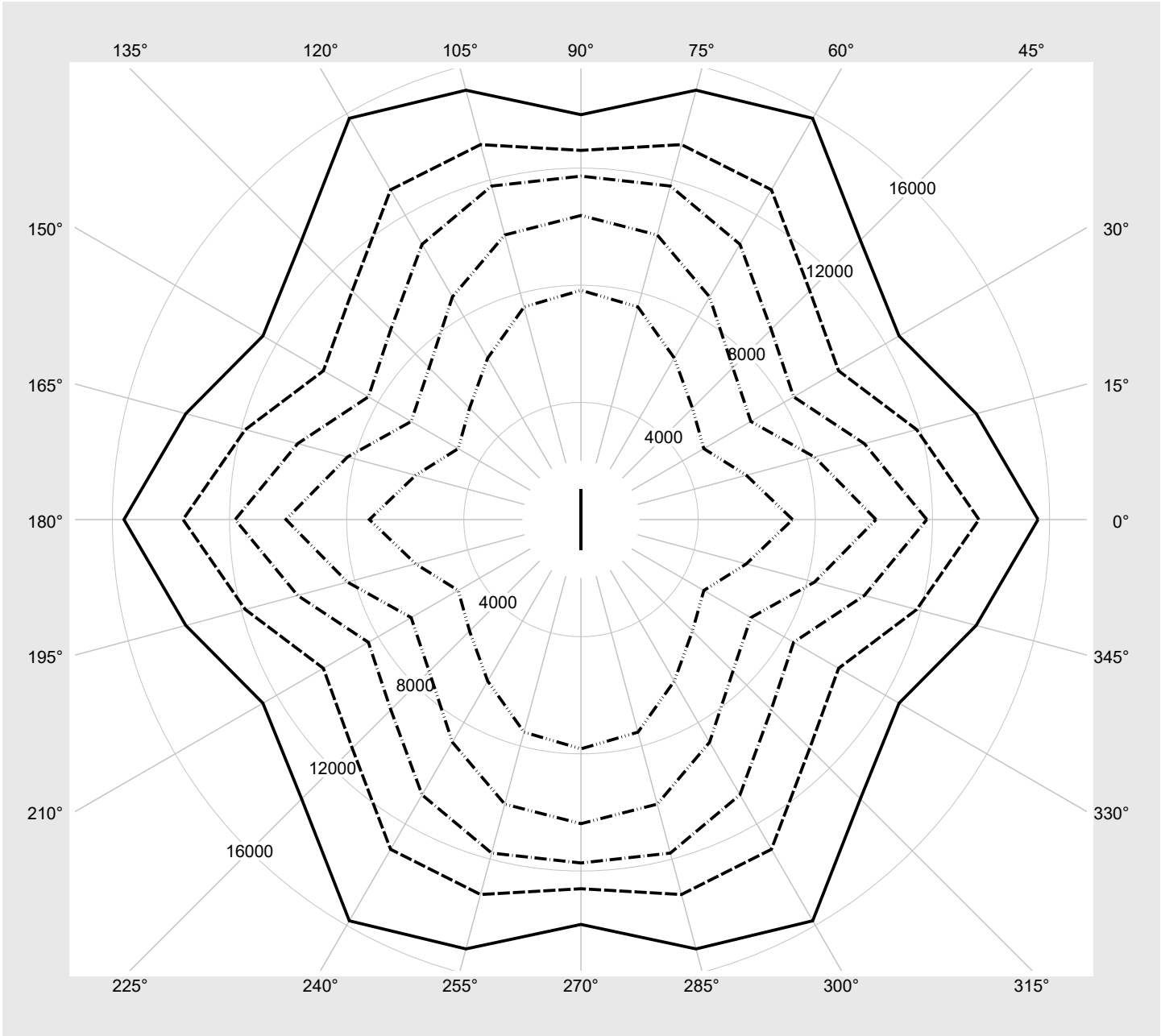
**Photometric test report**

<b>Family</b> <b>Licross® 11 Recessed</b>	<b>Order number: 51TL12DN4AXG3C</b> <b>EAN: 4058352935002</b>	<b>LP number</b> <b>58637_187</b>
--	--	--------------------------------------

**Luminance values in cd/m<sup>2</sup>**

$\gamma$  65°   
   $\gamma$  70°   
   $\gamma$  75°   
   $\gamma$  80°   
   $\gamma$  85°

**siteco**



## Photometric test report

<b>Family</b> Licross® 11 Recessed	<b>Order number: 51TL12DN4AXG3C</b> <b>EAN: 4058352935002</b>	<b>LP number</b> 58637_187
---------------------------------------	--	-------------------------------

<b>Dimming levels table</b>	environmental temperature: 25°C	<b>sITeco</b>
-----------------------------	---------------------------------	---------------

Luminous flux %	Dimming level linear	Dimming level logarithmic	Luminous flux [lm]	Power consumption [W]
100	254	254	10240	60.5
95	240	252	9723	57.4
90	226	250	9198	54.2
85	213	248	8708	51.3
80	199	245	8176	48.2
75	186	243	7674	45.3
70	173	240	7172	42.3
65	160	237	6664	39.5
60	147	234	6151	36.6
55	134	231	5629	33.7
50	121	227	5106	31.0
45	109	223	4619	28.4
40	96	218	4083	25.7
35	84	213	3588	23.1
30	72	208	3088	20.7
25	60	201	2581	18.2
20	47	192	2030	15.4
15	35	181	1517	12.9
10	24	168	1042	10.6
5	12	142	517	8.2
2	4	102	167	6.6