
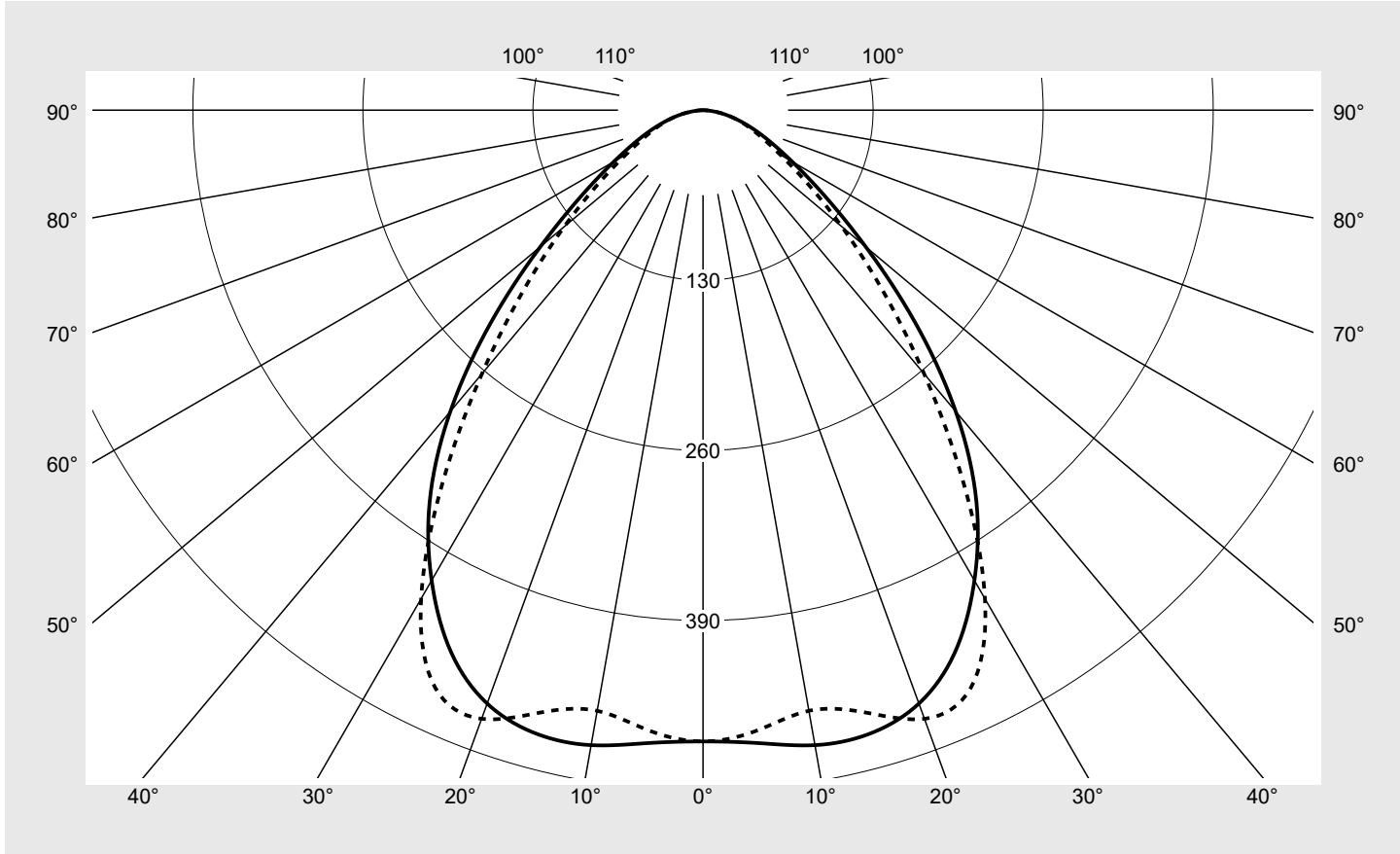


# Photometric test report

<b>Family</b> <b>Licross® 11 Recessed</b>	<b>Order number: 51TL12DN49XG</b> <b>EAN: 4069025295675</b>	<b>LP number</b> <b>58637_263</b>
	<b>Version</b> cover frosted, wide distribution, high visual comfort <b>Lamps</b> LED 4000 K   CRI ≥ 80 <b>Controlgear</b> ECG-DALI <b>Rated values</b> Net luminous flux = 9140 lm Power consumption = 50.1 W Luminous efficacy = 182.4 lm/W	<b>serial documentation</b> <b>03.12.2024</b>



**Luminous intensity in cd/klm** C180-0 C270-90 **Imax: 498 cd/klm**



Classifications	
DIN 5040	A 5 0
CIE	N1=67 N2=92 N3=99 N4=100 N5=100

Luminaire light output ratios	
$\eta_{LB}$	100.0%
$\phi_u$	100.0%
$\phi_o$	0.0%

**Measurement conditions**  
DIN EN 13032 and DIN 5032

## Photometric test report

Family <b>Licross® 11 Recessed</b>	Order number: <b>51TL12DN49XG</b> EAN: <b>4069025295675</b>	LP number <b>58637_263</b>
Table of values for luminous intensities		Maximum luminous intensity
		<b>siteco</b>

C-planes $\gamma$	0° 180°	15°	30°	45°	60°	75°	90° 270°	Phi-zone	Total Phi-zone
		165° 195° 345°	150° 210° 330°	135° 225° 315°	120° 240° 300°	105° 255° 285°			
Luminous intensity in cd/klm							Luminous flux in lm/klm		
0°	482.3	482.3	482.3	482.3	482.3	482.3	482.3	2.9	2.9
5°	485.4	482.8	478.2	477.5	477.4	475.9	475.7	22.9	25.8
10°	492.7	488.2	477.9	471.3	467.6	465.9	466.0	45.2	71.0
15°	493.2	486.1	471.9	467.9	471.0	473.7	476.3	67.5	138.5
20°	482.5	473.5	462.5	471.9	487.1	492.8	494.9	89.9	228.4
25°	456.4	447.1	449.2	479.4	497.6	491.1	485.8	109.5	337.8
30°	414.9	406.8	427.0	475.1	479.0	447.1	431.1	121.4	459.2
35°	364.2	358.0	387.7	436.7	420.7	368.9	346.8	122.0	581.2
40°	300.5	296.3	322.5	357.9	336.0	284.8	262.9	110.4	691.6
45°	229.2	226.3	238.5	259.8	247.2	211.8	193.4	90.1	781.7
50°	162.3	159.3	161.6	173.6	174.5	155.2	138.5	68.2	849.9
55°	112.5	108.0	105.1	112.3	121.6	110.9	97.2	49.6	899.5
60°	78.7	73.1	68.3	73.1	83.7	77.4	68.5	35.5	935.0
65°	56.0	50.2	45.0	48.4	56.8	54.5	49.6	25.5	960.5
70°	39.5	34.5	29.5	32.1	37.8	38.5	36.6	18.1	978.6
75°	26.0	22.0	18.4	20.2	23.9	25.9	25.8	12.0	990.6
80°	14.9	12.2	9.9	10.8	13.0	14.8	15.3	6.8	997.4
85°	5.4	4.3	3.6	4.0	4.7	5.6	5.8	2.5	1000.0
90°	0.0	0.0	0.0	0.0	0.0	0.0	0.0	0.0	1000.0
180°	0.0	0.0	0.0	0.0	0.0	0.0	0.0	0.0	1000.0

## Photometric test report

Family <b>Licross® 11 Recessed</b>	Order number: <b>51TL12DN49XG</b> EAN: <b>4069025295675</b>	LP number <b>58637_263</b>
---------------------------------------	--	-------------------------------

<b>UGR-Table</b>	<b>Standard room</b>	<b>siteco</b>								
------------------	----------------------	---------------	--	--	--	--	--	--	--	--

Reflection factor of ceiling	0.7	0.7	0.5	0.5	0.3	0.7	0.7	0.5	0.5	0.3	
Reflection factor of walls	0.5	0.3	0.5	0.3	0.3	0.5	0.3	0.5	0.3	0.3	
Reflection factor of floor	0.2	0.2	0.2	0.2	0.2	0.2	0.2	0.2	0.2	0.2	
Room dimensions	View crosswise (C0)					View endwise (C90)					
x	y										
2H	2H	22.3	23.8	22.7	24.1	24.4	22.4	23.9	22.8	24.2	24.5
	3H	22.8	24.2	23.2	24.5	24.8	23.0	24.3	23.3	24.6	25.0
	4H	23.1	24.3	23.5	24.6	25.0	23.2	24.4	23.6	24.8	25.2
	6H	23.2	24.4	23.6	24.7	25.1	23.4	24.5	23.8	24.9	25.3
	8H	23.3	24.4	23.8	24.7	25.1	23.5	24.5	23.9	24.9	25.3
	12H	23.4	24.3	23.8	24.7	25.1	23.5	24.5	24.0	24.9	25.3
4H	2H	22.5	23.8	22.9	24.1	24.5	22.6	23.9	23.0	24.2	24.6
	3H	23.1	24.2	23.6	24.6	25.0	23.3	24.4	23.8	24.8	25.2
	4H	23.4	24.3	23.9	24.7	25.2	23.7	24.6	24.1	25.0	25.4
	6H	23.6	24.4	24.1	24.9	25.3	24.0	24.7	24.4	25.2	25.6
	8H	23.7	24.4	24.2	24.9	25.4	24.1	24.8	24.5	25.2	25.7
	12H	23.8	24.4	24.3	24.9	25.4	24.1	24.7	24.6	25.2	25.7
8H	4H	23.5	24.2	24.0	24.6	25.1	23.7	24.4	24.2	24.9	25.4
	6H	23.8	24.3	24.2	24.8	25.3	24.1	24.7	24.6	25.1	25.6
	8H	23.8	24.4	24.3	24.8	25.4	24.2	24.7	24.7	25.2	25.7
	12H	23.9	24.3	24.4	24.8	25.4	24.3	24.7	24.8	25.2	25.8
12H	4H	23.5	24.1	24.0	24.6	25.1	23.7	24.4	24.2	24.8	25.3
	6H	23.8	24.3	24.3	24.8	25.3	24.1	24.6	24.6	25.1	25.6
	8H	23.9	24.3	24.4	24.8	25.3	24.2	24.6	24.7	25.1	25.7

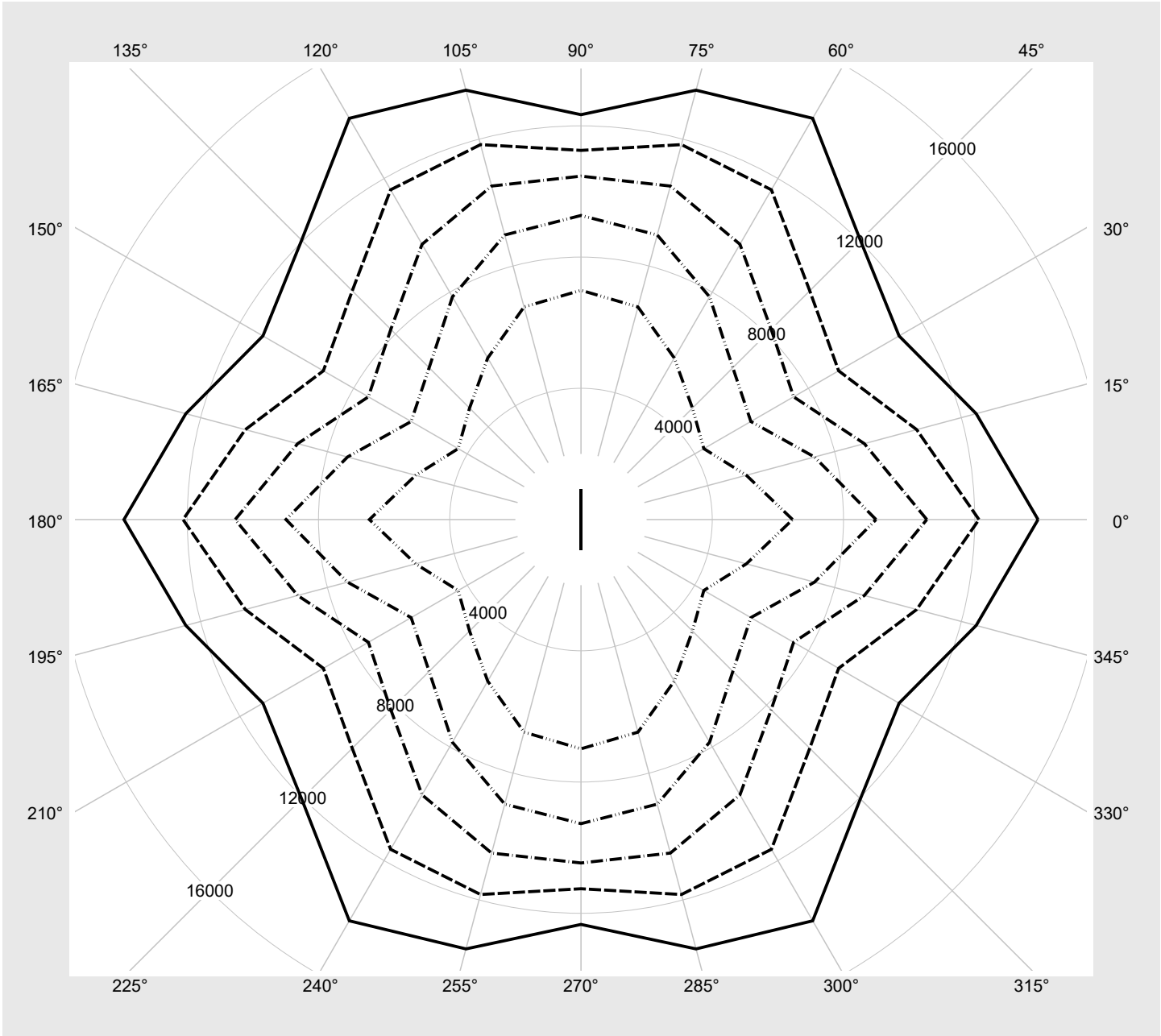
<b>Luminance table</b>	<b>Max. for <math>\gamma \geq 65^\circ</math></b>	<b>Photometric dimensions in mm:</b>	<b>L = 1500</b>
			<b>B = 58</b>

C-planes	$\gamma$	0° 180°	15°	30°	45°	60°	75°	90° 270°
			165° 195° 345°	150° 210° 330°	135° 225° 315°	120° 240° 300°	105° 255° 285°	
			Luminance in cd/m²					
45°		34046.1	33623.0	35436.0	38597.5	36722.2	31473.9	28727.2
50°		26526.5	26042.6	26412.3	28379.5	28525.6	25371.7	22637.8
55°		20602.4	19778.9	19252.2	20577.0	22280.2	20321.1	17799.5
60°		16538.1	15368.0	14355.9	15366.3	17577.2	16255.8	14382.4
65°		13929.3	12468.9	11193.6	12040.6	14121.7	13547.8	12339.9
70°		12128.8	10591.7	9066.7	9859.2	11605.7	11831.2	11252.2
75°		10539.5	8939.8	7482.2	8197.4	9688.3	10523.6	10466.8
80°		8991.5	7367.7	5977.4	6544.9	7837.2	8979.4	9268.6
85°		6448.9	5217.0	4322.6	4803.5	5685.9	6708.0	6987.7

**Photometric test report**

<b>Family</b> Licross® 11 Recessed	<b>Order number: 51TL12DN49XG</b> <b>EAN: 4069025295675</b>	<b>LP number</b> <b>58637_263</b>
---------------------------------------	--	--------------------------------------

**Luminance values in cd/m<sup>2</sup>**      γ 65°    γ 70°    γ 75°    γ 80°    γ 85°      **siteco**



## Photometric test report

<b>Family</b> Licross® 11 Recessed	<b>Order number: 51TL12DN49XG</b> <b>EAN: 4069025295675</b>	<b>LP number</b> <b>58637_263</b>
---------------------------------------	--	--------------------------------------

<b>Dimming levels table</b>	environmental temperature: 25°C	<b>sITeco</b>
-----------------------------	---------------------------------	---------------

Luminous flux %	Dimming level linear	Dimming level logarithmic	Luminous flux [lm]	Power consumption [W]
100	254	254	9140	50.1
95	240	252	8673	47.3
90	227	250	8237	44.7
85	213	248	7761	42.0
80	200	245	7316	39.4
75	187	243	6870	36.7
70	173	240	6383	34.1
65	160	237	5925	31.5
60	148	234	5500	29.2
55	135	231	5038	26.9
50	122	227	4571	24.4
45	109	223	4097	22.0
40	97	219	3660	19.7
35	84	213	3182	17.3
30	72	208	2737	15.1
25	60	201	2286	12.8
20	48	193	1835	10.6
15	36	182	1380	8.4
10	24	168	920	6.2
5	12	142	456	4.1
2	5	110	185	2.9