

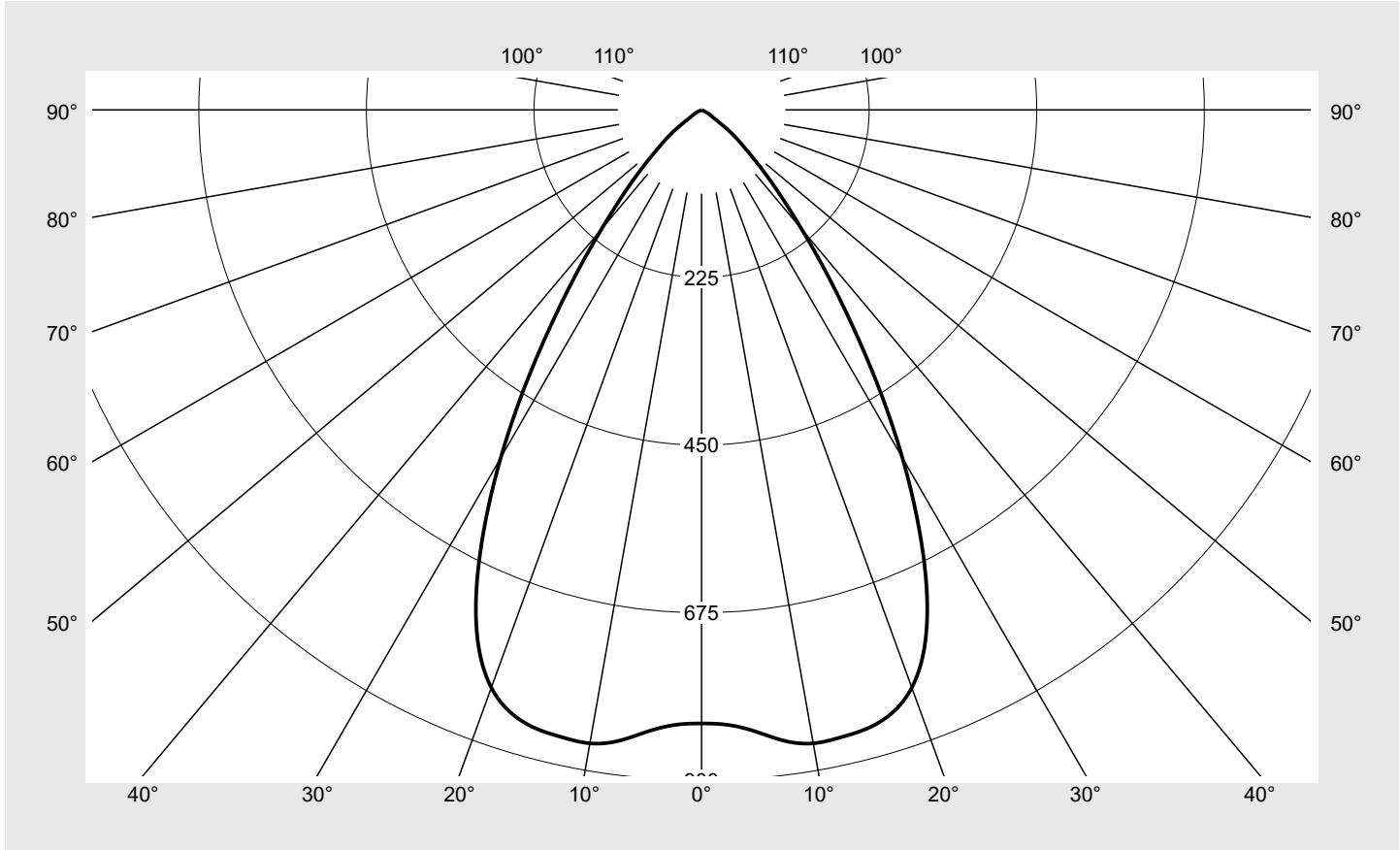


Photometric test report

Family Lunis 31	Order number: 51DN15EG42B EAN: 4069025151629	LP number 59323_8
	Version	Lens optics, wide distribution, UGR≤19
	Lamps	LED 4000 K CRI ≥ 80
	Controlgear	ECG Multilumen
	Setting	factory setting: DIP-Step=5
	Rated values	Net luminous flux = 2500 lm Power consumption = 17.5 W Luminous efficacy = 142.9 lm/W
		serial documentation 12.12.2024
		

Luminous intensity in cd/klm C180-0 **Imax: 863 cd/klm**



Classifications	
DIN 5040	A 7 0
CIE	N1=89 N2=99 N3=100 N4=100 N5=100

Luminaire light output ratios	
η_{LB}	100.0%
ϕ_u	100.0%
ϕ_o	0.0%

Measurement conditions
DIN EN 13032 and DIN 5032

Photometric test report

Family Lunis 31	Order number: 51DN15EG42B EAN: 4069025151629	LP number 59323_8
---------------------------	---	-----------------------------

sITeco

Table of values for luminous intensities	Maximum luminous intensity
---	-----------------------------------

C-planes	0°	Phi-zone	Total Phi-zone
γ	Luminous intensity in cd/klm	Luminous flux in lm/klm	
0,0°	823.7	1.2	1.2
2,5°	826.5	9.9	11.1
5,0°	837.9	20.0	31.1
7,5°	854.4	30.6	61.7
10,0°	863.5	41.1	102.8
12,5°	862.8	51.2	154.0
15,0°	859.7	61.0	215.0
17,5°	849.2	70.0	285.0
20,0°	825.3	77.4	362.4
22,5°	781.7	82.0	444.4
25,0°	715.8	82.9	527.3
27,5°	631.7	80.0	607.3
30,0°	539.2	73.9	681.2
32,5°	443.5	65.3	746.5
35,0°	352.1	55.4	801.9
37,5°	274.2	45.8	847.6
40,0°	209.2	36.9	884.5
42,5°	159.6	29.6	914.1
45,0°	121.0	23.4	937.5
47,5°	89.1	18.0	955.5
50,0°	66.5	14.0	969.5
52,5°	47.9	10.4	979.9
55,0°	26.4	5.9	985.8
57,5°	16.7	3.9	989.7
60,0°	12.1	2.9	992.6
62,5°	7.5	1.8	994.4
65,0°	4.8	1.2	995.6
67,5°	3.6	0.9	996.5
70,0°	3.2	0.8	997.3
72,5°	2.8	0.7	998.0
75,0°	2.3	0.6	998.6
77,5°	1.9	0.5	999.1
80,0°	1.4	0.4	999.5
82,5°	1.0	0.3	999.8
85,0°	0.6	0.2	999.9
87,5°	0.2	0.1	1000.0
90,0°	0.0	0.0	1000.0

Photometric test report

Family Lunis 31	Order number: 51DN15EG42B EAN: 4069025151629	LP number 59323_8
---------------------------	---	-----------------------------

UGR-Table	Standard room	siteco
------------------	----------------------	---------------

Reflection factor of ceiling	0.7	0.7	0.5	0.5	0.3	0.7	0.7	0.5	0.5	0.3	
Reflection factor of walls	0.5	0.3	0.5	0.3	0.3	0.5	0.3	0.5	0.3	0.3	
Reflection factor of floor	0.2	0.2	0.2	0.2	0.2	0.2	0.2	0.2	0.2	0.2	
Room dimensions	View crosswise (C0)					View endwise (C90)					
x	y										
2H	2H	17.2	18.4	17.5	18.7	19.1	17.2	18.4	17.5	18.7	19.1
	3H	17.1	18.1	17.4	18.5	18.8	17.1	18.1	17.4	18.5	18.8
	4H	17.0	18.0	17.4	18.3	18.7	17.0	18.0	17.4	18.3	18.7
	6H	16.9	17.8	17.4	18.2	18.6	16.9	17.8	17.4	18.2	18.6
	8H	17.0	17.8	17.4	18.1	18.6	17.0	17.8	17.4	18.1	18.6
	12H	17.0	17.7	17.4	18.1	18.5	17.0	17.7	17.4	18.1	18.5
4H	2H	17.0	18.0	17.4	18.4	18.7	17.0	18.0	17.4	18.4	18.7
	3H	16.9	17.7	17.3	18.1	18.5	16.9	17.7	17.3	18.1	18.5
	4H	16.8	17.5	17.2	17.9	18.4	16.8	17.5	17.2	17.9	18.4
	6H	16.7	17.3	17.2	17.8	18.2	16.7	17.3	17.2	17.8	18.2
	8H	16.7	17.2	17.2	17.7	18.2	16.7	17.2	17.2	17.7	18.2
	12H	16.7	17.1	17.2	17.6	18.1	16.7	17.1	17.2	17.6	18.1
8H	4H	16.7	17.2	17.2	17.7	18.2	16.7	17.2	17.2	17.7	18.2
	6H	16.6	17.0	17.1	17.5	18.0	16.6	17.0	17.1	17.5	18.0
	8H	16.5	16.9	17.0	17.4	17.9	16.5	16.9	17.0	17.4	17.9
	12H	16.5	16.8	17.1	17.3	17.9	16.5	16.8	17.1	17.3	17.9
12H	4H	16.7	17.1	17.2	17.6	18.1	16.7	17.1	17.2	17.6	18.1
	6H	16.6	16.9	17.1	17.4	17.9	16.6	16.9	17.1	17.4	17.9
	8H	16.5	16.8	17.1	17.3	17.9	16.5	16.8	17.1	17.3	17.9

Luminance table	Max. for $\gamma \geq 65^\circ$	Photometric dimensions in mm: D = 204
------------------------	---	--

C-planes	0°
γ	Luminance in cd/m²
45,0°	13083.2
50,0°	7914.0
55,0°	3522.9
60,0°	1857.0
65,0°	869.4
70,0°	706.2
75,0°	682.7
80,0°	617.5
85,0°	511.6

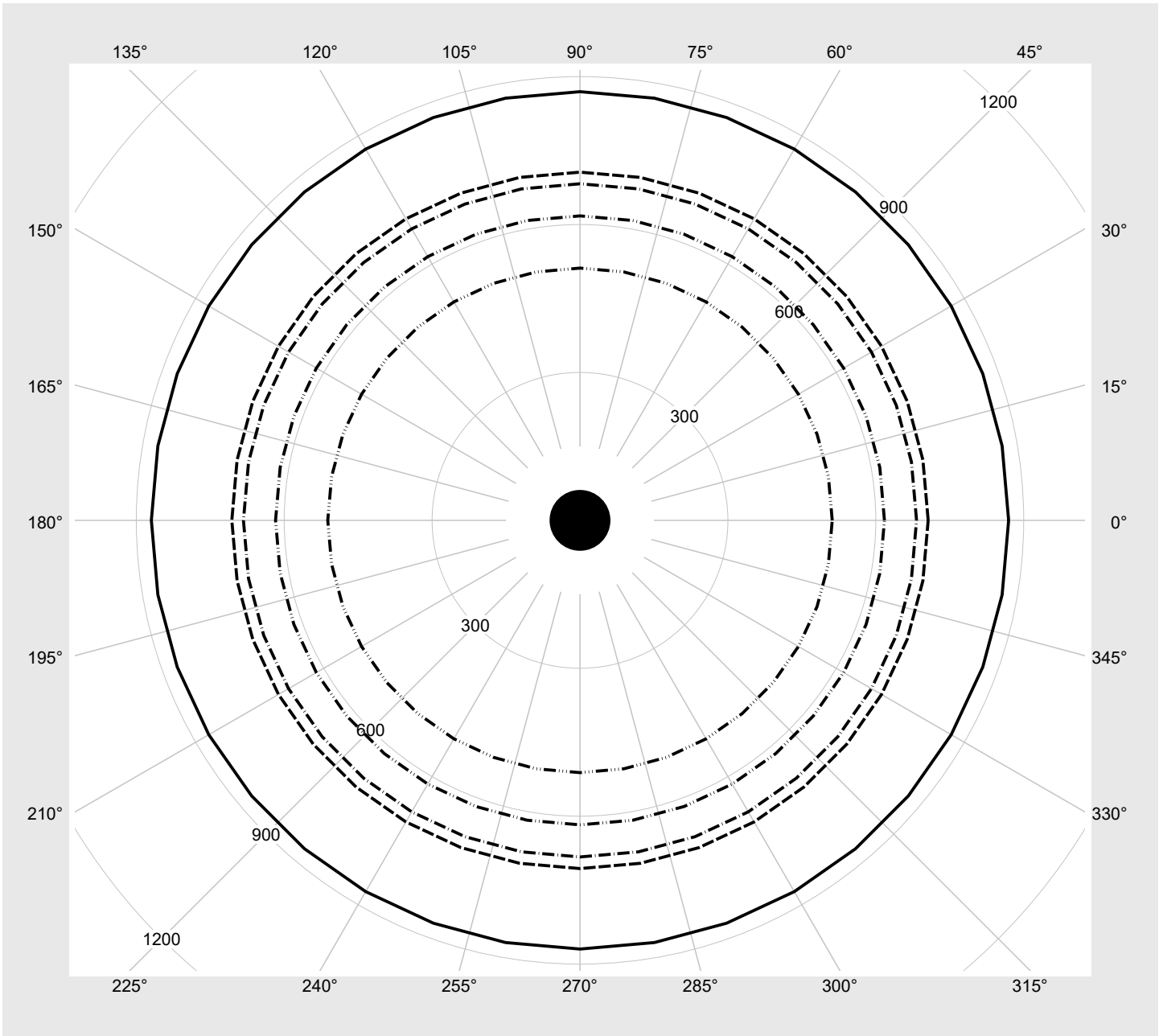
Photometric test report

Family Lunis 31	Order number: 51DN15EG42B EAN: 4069025151629	LP number 59323_8
---------------------------	---	-----------------------------

Luminance values in cd/m²

γ 65°
 γ 70°
 γ 75°
 γ 80°
 γ 85°

siteco



Photometric test report

Family Lunis 31	Order number: 51DN15EG42B EAN: 4069025151629	LP number 59323_8
----------------------------------	---	------------------------------------

Multilumen Table	environmental temperature: 25°C	
-------------------------	---------------------------------	---

DIP-Step	Switch Setting			Luminous flux [lm]	Power consumption [W]
	1	2	3		
5	ON	OFF	ON	2500	17.5
6	ON	ON	OFF	2180	15.3
7	ON	ON	ON	1850	13.0