

Photometric test report

Family
MUSHROOM LUMINAIRE LED

Order number: **5XA5235KF14H**
EAN: **4058352833162**

LP number
57119_31



Version post-top- or mounting to wall arm
Optic direct, symmetric wide distribution S120002
Cover cover transparent, PMMA
Lamps LED 4000 K | CRI ≥ 70
Controlgear ECG SITECO iQ
Rated values Net luminous flux = 1550 lm
Power consumption = 10.0 W
Luminous efficacy = 155 lm/W

serial
documentation
07.07.2022

siteco

Luminous intensity in cd/klm

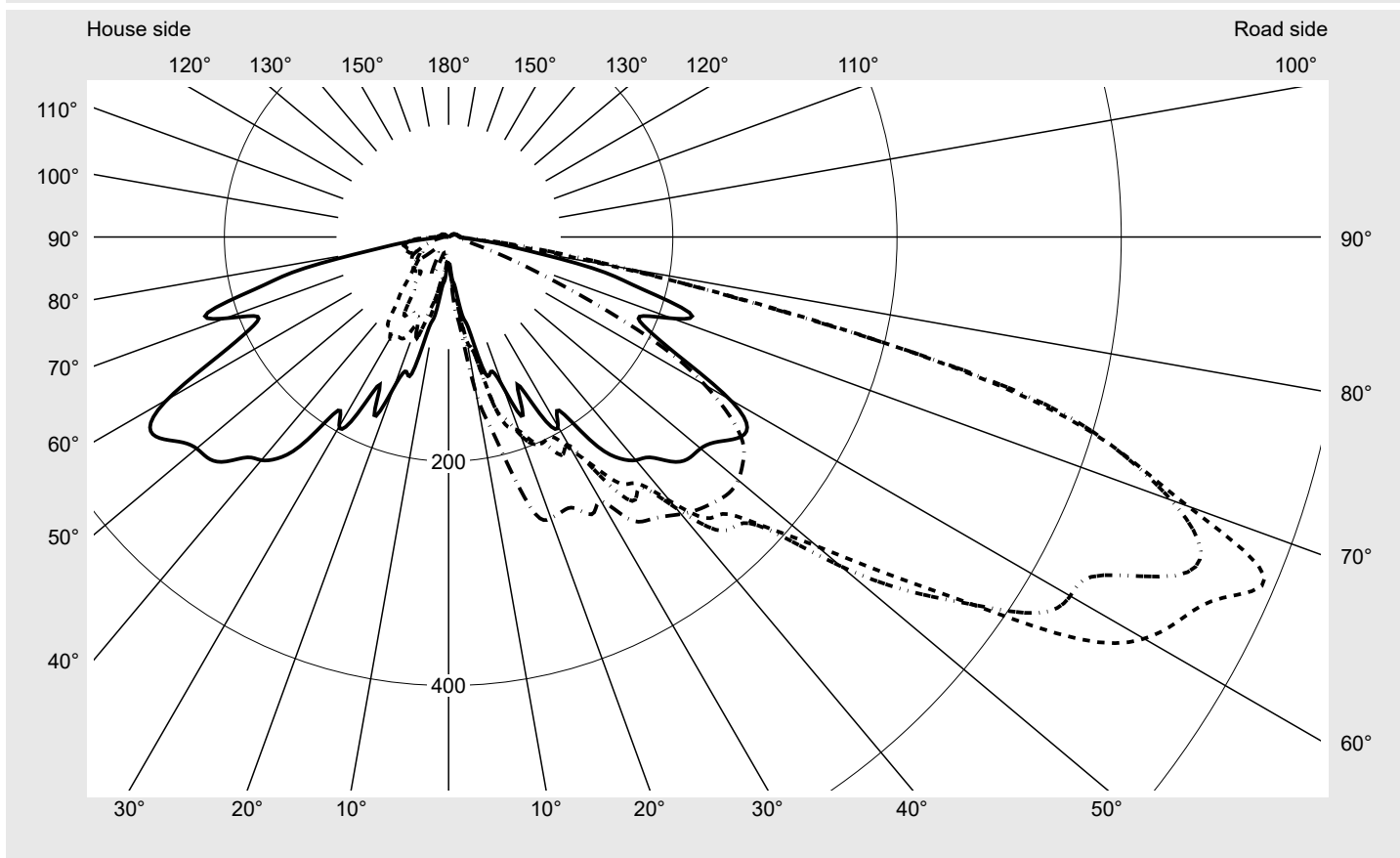
C180-0

C205-25

C210-30

C270-90

Imax: 787 cd/klm



Luminaire output ratios

Eta	100.0%
Eta 0° - 90°	97.5%
Eta 90° - 180°	2.5%

Luminous intensity class acc. to EN13201-2

Class:	G1
Imax 70°	701.7
Imax 80°	157.7
Imax 90°	12.5
Imax >90°	10.9
Imax >95°	8.6

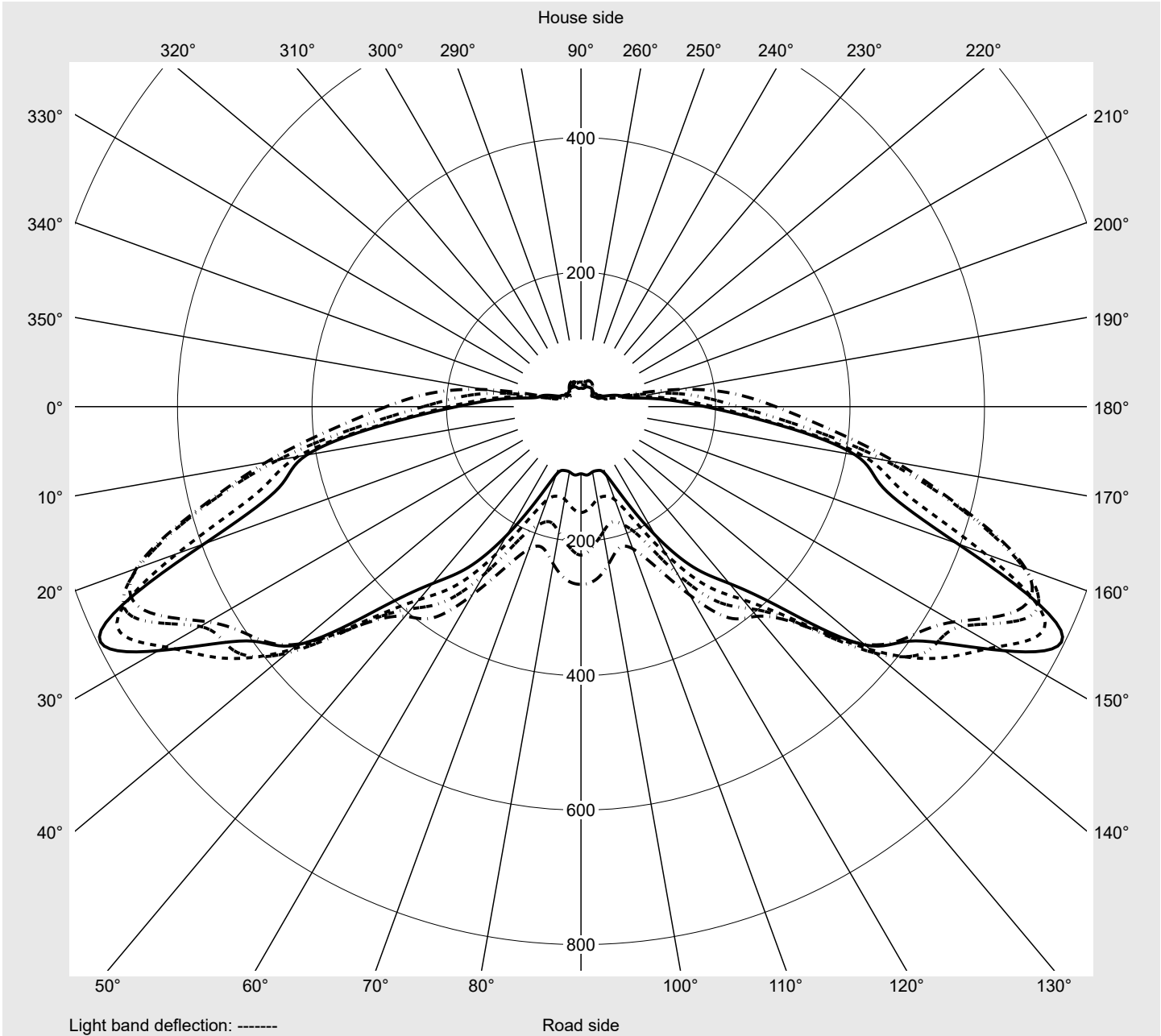
Measurement conditions

DIN EN 13032 and DIN 5032

Photometric test report

Family MUSHROOM LUMINAIRE LED	Order number: 5XA5235KF14H EAN: 4058352833162	LP number 57119_31
--	--	-------------------------------------

Envelope curve in cd/klm **KMK 67.5°** **KMK 65°** **KMK 62.5°** **KMK 60°** **siteco**



Photometric test report

Family MUSHROOM LUMINAIRE LED	Order number: 5XA5235KF14H EAN: 4058352833162	LP number 57119_31
Table of values for luminous intensities		Maximum luminous intensity
		siteco

C-planes	0° 180°	5° 175°	10° 170°	15° 165°	20° 160°	25° 155°	30° 150°	35° 145°	40° 140°	45° 135°	50° 130°	55° 125°	60° 120°
γ	Luminous intensity in cd/klm												
0,0°	26.5	26.5	26.5	26.5	26.5	26.5	26.5	26.5	26.5	26.5	26.5	26.5	26.5
2,5°	24.6	25.6	26.9	28.5	30.1	30.7	31.0	31.4	31.7	31.4	31.7	31.7	31.7
5,0°	38.4	42.6	46.1	47.7	45.8	46.7	45.1	42.2	40.6	41.3	44.2	48.6	52.2
7,5°	46.1	49.9	54.7	54.1	54.1	56.6	60.8	65.6	71.7	74.6	81.0	79.0	81.3
10,0°	71.7	77.8	78.1	77.1	86.7	95.0	100.2	101.4	99.2	100.8	106.6	109.8	120.0
12,5°	85.4	86.1	86.7	98.2	103.0	105.3	106.6	113.3	119.4	127.0	137.3	148.1	156.8
15,0°	125.4	118.4	115.2	123.8	133.1	152.9	154.5	176.0	184.6	195.8	182.7	183.0	184.9
17,5°	125.8	139.8	149.4	152.3	166.7	177.9	170.9	173.4	185.6	183.3	195.8	196.8	210.5
20,0°	142.7	159.7	165.1	178.9	190.4	184.0	188.1	192.0	183.3	185.9	202.5	206.1	218.2
22,5°	172.8	179.8	183.7	190.1	196.8	198.1	200.0	215.3	199.3	193.9	205.1	222.7	236.5
25,0°	145.3	165.4	180.5	186.9	196.5	201.6	203.5	211.8	200.6	200.0	206.4	222.4	236.8
27,5°	180.8	189.1	186.5	203.8	206.1	200.9	219.2	243.8	240.9	232.9	226.2	230.7	253.1
30,0°	195.2	206.7	220.1	227.8	222.7	219.2	214.4	224.0	242.5	260.1	259.2	255.7	264.6
32,5°	183.3	188.8	213.1	220.8	228.5	243.5	254.4	262.1	270.7	294.7	303.7	297.6	295.3
35,0°	222.7	231.7	251.8	256.0	250.5	268.8	287.3	291.5	290.2	302.7	325.7	329.3	316.5
37,5°	248.3	258.9	274.2	280.9	276.5	277.1	281.3	308.1	327.7	328.9	338.9	358.4	352.0
40,0°	259.8	258.9	273.9	279.3	306.9	307.5	315.5	325.7	351.3	369.6	365.1	371.8	376.0
42,5°	266.5	270.4	277.1	290.5	315.8	340.1	354.5	365.7	364.5	389.7	394.2	384.0	390.7
45,0°	283.5	286.1	309.4	327.0	343.0	349.1	363.5	400.3	405.1	402.5	415.0	400.6	393.9
47,5°	291.5	298.9	354.9	371.5	384.3	382.1	385.6	420.4	442.5	430.0	426.2	418.5	399.7
50,0°	293.4	310.7	415.3	416.9	443.5	429.1	456.9	466.8	457.6	436.8	437.1	417.2	391.3
52,5°	300.5	324.5	411.2	444.8	491.2	493.7	519.3	525.7	472.0	444.1	443.5	425.6	387.8
55,0°	313.3	347.8	415.6	479.0	558.7	572.1	571.8	554.8	502.0	448.3	437.1	422.0	373.7
57,5°	315.8	374.4	448.9	541.4	647.0	667.5	624.0	576.0	526.4	458.2	427.2	411.8	355.8
60,0°	289.6	368.0	475.2	589.1	703.6	716.4	640.3	596.1	549.4	456.9	407.0	383.3	323.5
62,5°	234.5	327.7	457.9	583.3	700.7	737.2	653.7	631.3	569.9	454.0	392.3	353.9	288.0
65,0°	196.8	294.1	427.8	499.8	639.3	761.5	714.5	651.8	561.9	448.0	374.7	324.8	254.1
67,5°	184.9	288.0	414.4	464.9	596.1	787.5	725.7	607.3	551.3	425.6	343.3	291.5	220.8
70,0°	212.1	310.7	428.1	478.0	559.0	701.7	686.0	571.8	495.3	389.7	309.1	260.1	186.5
72,5°	225.9	333.4	405.7	458.5	540.4	621.7	621.4	506.8	396.1	325.4	257.6	214.1	148.5
75,0°	177.6	289.6	353.3	400.3	487.6	502.7	513.2	375.7	269.7	222.1	206.4	183.3	128.0
77,5°	137.6	205.1	232.0	274.5	312.9	308.5	300.5	217.9	173.4	154.9	165.7	166.4	116.8
80,0°	76.2	87.7	108.2	148.5	150.1	145.3	157.7	139.2	118.4	93.1	79.4	81.0	51.5
82,5°	44.5	49.6	56.0	81.9	69.4	55.7	75.5	90.6	75.8	50.6	33.6	26.9	18.9
85,0°	18.9	20.8	22.4	26.9	24.0	22.7	33.9	35.5	25.0	21.1	14.7	13.8	13.4
87,5°	11.2	11.2	11.5	11.5	11.5	11.8	11.8	12.2	11.5	11.5	11.8	11.8	11.8
90,0°	10.2	10.2	10.2	10.2	10.2	10.9	10.9	10.9	10.9	10.9	11.2	11.2	11.2
92,5°	9.3	9.3	9.6	9.6	9.9	9.9	9.9	10.2	10.2	10.6	10.6	10.6	10.6
95,0°	9.3	9.0	9.0	9.3	9.3	9.3	9.6	9.6	9.6	9.3	9.3	9.0	9.0
97,5°	8.0	8.3	8.6	8.6	8.6	8.6	8.6	8.6	8.6	8.6	8.6	8.6	8.3
100,0°	7.7	8.0	8.0	8.0	8.0	8.0	8.3	8.0	8.0	8.0	8.0	8.0	8.0
102,5°	7.4	7.7	7.7	8.0	8.0	8.0	8.0	8.0	7.7	7.7	8.0	7.7	7.7
105,0°	7.0	7.4	7.4	7.4	7.4	7.7	7.4	7.7	7.7	7.7	7.7	7.7	7.7
107,5°	6.4	7.0	7.0	7.0	7.0	7.0	7.0	7.0	7.0	7.0	7.0	7.0	7.0
110,0°	6.4	6.4	6.4	6.7	6.7	6.7	6.7	6.7	6.7	6.7	7.0	7.0	7.0
112,5°	5.8	5.8	6.4	6.4	6.4	6.4	6.4	6.4	6.4	6.4	6.4	6.4	6.4

Photometric test report

Family MUSHROOM LUMINAIRE LED	Order number: 5XA5235KF14H EAN: 4058352833162	LP number 57119_31
Table of values for luminous intensities		Maximum luminous intensity
		siteco


C-planes	65° 115°	70° 110°	75° 105°	80° 100°	85° 95°	90°	185° 355°	190° 350°	195° 345°	200° 340°	205° 335°	210° 330°	215° 325°
γ	Luminous intensity in cd/klm												
0,0°	26.5	26.5	26.5	26.5	26.5	26.5	26.5	26.5	26.5	26.5	26.5	26.5	26.5
2,5°	31.7	31.7	31.4	31.0	30.4	30.1	24.0	23.4	23.4	23.7	23.7	23.7	23.4
5,0°	55.7	59.8	62.4	64.3	63.7	63.4	36.5	35.5	30.7	28.8	26.9	24.0	24.6
7,5°	79.7	82.2	84.5	87.7	85.4	84.5	44.8	46.1	47.7	46.7	42.2	34.9	29.8
10,0°	123.5	133.8	138.6	142.7	143.7	142.1	62.4	48.6	41.0	38.4	39.7	43.2	46.1
12,5°	169.9	167.7	168.9	169.9	168.9	174.7	93.1	92.5	102.1	92.8	69.8	58.6	42.2
15,0°	193.6	200.0	204.8	215.0	217.9	217.6	106.9	95.4	86.7	75.2	76.8	72.6	65.0
17,5°	216.6	227.8	244.8	251.5	258.2	259.8	121.3	113.3	108.8	96.6	93.1	94.7	82.6
20,0°	221.4	228.8	244.5	258.9	263.7	266.9	135.0	124.8	101.4	106.2	84.2	78.7	65.6
22,5°	242.9	240.6	249.9	259.2	261.1	264.9	144.3	136.0	128.0	103.4	94.4	77.1	60.2
25,0°	241.9	248.6	257.9	266.9	268.5	266.9	138.6	127.0	125.8	116.2	99.8	73.9	58.2
27,5°	264.0	262.1	262.7	269.7	274.2	278.4	160.0	136.0	116.2	111.0	100.5	76.2	56.0
30,0°	281.6	287.3	282.9	279.0	276.8	272.0	182.4	157.7	131.8	114.2	104.3	79.0	46.4
32,5°	307.5	301.7	288.0	288.0	292.5	297.6	168.6	151.7	127.0	112.6	95.4	58.2	35.5
35,0°	315.5	324.5	309.4	303.7	302.4	308.5	206.4	162.5	136.0	119.0	94.7	54.4	33.6
37,5°	338.9	335.3	316.8	309.1	312.0	314.2	218.9	181.7	141.1	121.9	78.1	42.2	36.2
40,0°	349.7	342.1	319.0	317.7	322.5	322.5	229.1	183.3	146.2	120.0	67.8	39.7	35.8
42,5°	365.4	344.3	324.5	325.4	331.2	329.6	248.3	188.8	152.0	114.2	57.0	41.3	37.8
45,0°	377.6	346.9	329.6	331.8	336.9	334.7	279.3	208.9	152.6	102.7	48.3	42.6	38.1
47,5°	379.2	342.7	331.8	334.7	339.5	338.5	284.8	215.3	157.7	85.4	43.2	41.6	37.1
50,0°	368.3	332.1	327.0	332.8	337.3	337.3	282.9	206.4	158.1	66.2	40.6	37.8	33.6
52,5°	349.4	313.6	315.2	323.5	331.5	330.9	288.3	203.5	152.3	50.9	37.1	34.2	30.7
55,0°	323.5	285.7	290.9	304.6	317.7	320.6	292.5	201.9	137.6	41.9	34.2	30.7	28.2
57,5°	288.9	256.9	259.2	273.9	290.9	297.6	279.3	179.5	96.0	42.9	32.0	28.8	25.9
60,0°	262.4	224.9	217.9	237.4	257.9	264.3	225.9	146.9	61.1	41.3	29.8	26.9	25.0
62,5°	218.5	187.5	177.6	189.4	208.3	220.8	176.0	114.6	48.3	36.5	29.4	26.9	25.3
65,0°	185.6	147.5	137.9	139.8	151.0	157.4	136.0	85.8	49.6	40.0	32.6	29.8	26.9
67,5°	150.4	107.2	98.2	98.6	102.1	99.8	124.2	75.2	61.4	49.3	37.1	33.3	29.8
70,0°	123.2	80.6	60.2	60.8	62.7	62.7	140.2	81.9	66.2	47.4	38.4	34.6	33.3
72,5°	95.0	64.0	37.4	35.2	34.2	36.5	133.4	82.2	62.4	43.2	41.0	36.2	34.9
75,0°	70.4	40.3	26.9	23.4	22.1	21.8	83.5	63.7	53.8	41.0	42.9	38.4	37.4
77,5°	54.1	24.3	20.2	18.2	17.3	17.3	71.4	52.2	46.4	42.2	40.0	39.4	39.7
80,0°	26.6	17.0	15.4	14.7	14.7	14.7	50.9	45.1	43.8	41.6	40.0	41.0	41.9
82,5°	14.7	13.1	12.8	12.2	12.2	12.2	34.6	34.6	36.2	35.8	37.8	37.4	40.0
85,0°	12.8	12.2	11.5	10.9	10.9	10.9	17.9	20.8	27.8	33.9	35.5	32.6	36.5
87,5°	11.5	11.5	10.9	10.2	9.9	9.6	11.5	12.2	14.4	19.5	22.4	20.2	25.0
90,0°	11.2	10.9	10.9	10.2	9.6	9.6	9.9	9.9	10.6	12.5	12.5	12.2	11.8
92,5°	10.9	10.9	10.2	9.6	9.3	9.0	8.6	8.3	8.0	7.7	7.4	7.0	6.4
95,0°	9.0	9.0	8.6	8.6	8.6	8.3	8.3	8.0	7.7	7.4	7.0	6.4	6.4
97,5°	8.3	8.3	8.3	8.3	8.3	8.3	8.0	7.7	7.4	7.0	6.4	6.4	5.8
100,0°	8.0	8.0	8.0	8.0	7.7	7.7	7.4	7.4	7.0	6.7	6.4	6.1	5.8
102,5°	7.7	7.7	7.7	7.7	7.7	7.7	7.4	7.0	6.7	6.4	6.4	5.8	5.8
105,0°	7.7	7.7	7.7	7.4	7.7	7.7	7.0	6.4	6.4	6.1	5.8	5.4	5.1
107,5°	7.0	7.0	7.0	7.0	7.0	7.0	6.4	6.4	5.8	5.8	5.8	5.1	5.1
110,0°	7.0	7.0	7.0	7.0	7.0	6.4	6.1	5.8	5.8	5.1	5.1	5.1	4.5
112,5°	6.4	6.4	6.4	6.4	6.4	5.1	5.8	5.8	5.4	5.1	5.1	4.5	4.5

Photometric test report

Family MUSHROOM LUMINAIRE LED	Order number: 5XA5235KF14H EAN: 4058352833162	LP number 57119_31
Table of values for luminous intensities		Maximum luminous intensity
		siteco

C-planes	220° 320°	225° 315°	230° 310°	235° 305°	240° 300°	245° 295°	250° 290°	255° 285°	260° 280°	265° 275°	270°	Phi-zone	Total Phi-zone
γ	Luminous intensity in cd/klm											Luminous flux in lm/klm	
0,0°	26.5	26.5	26.5	26.5	26.5	26.5	26.5	26.5	26.5	26.5	26.5	0.0	0.0
2,5°	23.4	23.7	24.3	25.6	26.2	26.6	26.6	25.6	24.6	24.0	23.7	0.3	0.4
5,0°	24.0	24.6	24.0	23.4	21.4	20.2	18.6	17.9	17.6	17.3	16.6	0.9	1.3
7,5°	28.8	30.4	33.3	32.3	30.1	25.9	22.4	19.8	17.9	16.3	16.0	1.8	3.1
10,0°	41.9	40.0	41.3	38.4	31.7	22.4	17.9	16.6	17.0	15.0	13.4	3.4	6.5
12,5°	35.5	41.6	49.6	44.2	35.8	24.3	18.9	16.6	16.3	16.6	17.9	5.4	11.9
15,0°	56.0	45.8	47.0	38.7	39.4	35.5	27.2	18.6	16.6	15.7	16.0	8.1	20.0
17,5°	74.6	56.3	45.4	42.2	33.6	29.8	30.4	28.8	23.0	18.9	16.0	10.7	30.6
20,0°	54.7	44.8	41.0	39.0	35.8	31.4	30.7	26.9	23.0	25.3	25.6	12.5	43.2
22,5°	44.8	33.6	31.4	30.7	29.4	28.5	28.8	29.4	29.4	31.7	34.6	14.7	57.9
25,0°	40.0	28.2	25.3	25.0	25.3	25.6	29.4	34.6	35.8	37.1	35.8	16.2	74.1
27,5°	36.2	26.9	22.7	22.1	21.1	21.8	23.4	26.6	28.5	27.8	25.6	18.7	92.8
30,0°	32.3	27.2	23.7	21.8	20.5	20.5	20.8	20.2	21.1	20.2	19.8	21.4	114.2
32,5°	31.0	28.2	23.0	21.8	20.2	19.8	19.2	18.6	18.2	17.3	18.6	24.0	138.1
35,0°	29.4	26.2	23.7	21.8	20.2	18.9	18.2	18.2	16.6	16.0	16.6	27.8	165.9
37,5°	31.7	26.9	22.4	21.1	20.2	18.9	18.2	17.6	15.7	15.7	16.0	31.1	197.0
40,0°	31.7	28.5	24.0	21.1	19.2	17.9	17.0	17.0	15.7	15.4	15.4	34.3	231.3
42,5°	33.0	28.2	23.7	21.8	19.8	18.6	17.3	16.6	15.4	14.7	14.7	37.6	269.0
45,0°	33.3	28.2	23.7	21.4	20.5	18.9	17.9	16.6	15.4	14.7	14.7	41.2	310.2
47,5°	32.3	27.8	24.0	23.7	24.0	22.7	20.8	18.6	16.0	14.7	14.7	44.9	355.1
50,0°	30.1	25.9	24.3	27.2	30.1	29.8	28.2	26.6	23.7	22.7	23.0	48.7	403.8
52,5°	27.2	24.6	25.3	30.4	33.9	35.2	35.8	35.5	32.6	33.0	33.3	52.0	455.8
55,0°	25.3	24.3	25.6	31.4	36.5	38.7	40.3	39.4	38.4	40.0	39.7	54.9	510.8
57,5°	24.3	23.7	25.6	31.4	35.8	39.0	41.0	41.3	39.0	39.4	39.0	57.4	568.2
60,0°	22.7	22.4	24.6	30.1	34.9	38.4	40.0	40.0	37.4	38.4	37.8	57.6	625.8
62,5°	23.7	22.4	25.9	29.4	33.9	36.8	38.1	38.4	35.5	36.5	36.5	55.9	681.6
65,0°	25.6	24.3	25.9	28.2	32.0	33.3	33.9	33.9	32.3	32.6	32.6	53.2	734.8
67,5°	29.4	27.8	28.5	29.8	31.0	31.4	31.0	30.4	28.2	27.2	27.5	50.8	785.7
70,0°	34.9	30.7	30.1	30.4	28.8	26.9	26.2	25.6	24.3	24.3	25.0	48.3	833.9
72,5°	35.2	33.6	32.6	32.0	26.9	22.4	21.1	20.8	20.5	20.2	19.8	43.9	877.9
75,0°	36.2	37.8	35.5	33.3	24.6	18.2	17.6	17.0	17.0	16.3	16.0	36.2	914.1
77,5°	38.4	39.4	36.8	31.7	22.7	15.0	14.4	13.8	14.1	13.1	13.4	25.9	940.0
80,0°	40.6	38.7	36.2	31.4	20.5	11.5	11.2	10.6	10.9	10.6	10.2	15.5	955.5
82,5°	41.0	37.1	35.5	25.9	19.2	9.6	9.0	8.3	8.3	8.3	7.7	9.5	965.0
85,0°	36.2	31.4	27.5	18.6	14.1	7.7	7.0	6.7	6.4	6.4	5.8	5.5	970.5
87,5°	26.2	22.7	18.9	12.2	9.3	6.4	5.8	5.8	5.1	5.1	5.1	3.5	974.0
90,0°	10.2	9.0	7.7	6.4	5.4	5.1	4.5	4.5	3.8	3.8	3.8	2.6	976.6
92,5°	6.4	5.8	5.4	5.1	5.1	4.5	4.5	3.8	3.8	3.8	3.8	2.2	978.8
95,0°	5.8	5.8	5.1	4.8	4.5	4.5	3.8	3.8	3.5	3.5	3.2	2.0	980.8
97,5°	5.8	5.1	5.1	4.5	4.5	3.8	3.8	3.8	3.5	3.2	3.2	1.9	982.7
100,0°	5.4	5.1	4.8	4.5	4.5	3.8	3.8	3.5	3.2	3.2	3.2	1.8	984.4
102,5°	5.1	5.1	4.5	4.5	4.2	3.8	3.8	3.2	3.2	3.2	3.2	1.7	986.2
105,0°	5.1	4.5	4.5	4.2	3.8	3.8	3.5	3.2	3.2	3.2	3.2	1.6	987.8
107,5°	4.5	4.5	4.2	3.8	3.8	3.5	3.2	3.2	3.2	3.2	2.6	1.5	989.3
110,0°	4.5	4.2	4.2	3.8	3.5	3.5	3.2	3.2	2.9	2.6	2.6	1.4	990.7
112,5°	4.5	3.8	3.8	3.8	3.5	3.2	3.2	2.9	2.9	2.6	1.9	1.3	992.1

Photometric test report

Family MUSHROOM LUMINAIRE LED	Order number: 5XA5235KF14H EAN: 4058352833162	LP number 57119_31
Table of values for luminous intensities		Maximum luminous intensity
		

C-planes	0° 180°	5° 175°	10° 170°	15° 165°	20° 160°	25° 155°	30° 150°	35° 145°	40° 140°	45° 135°	50° 130°	55° 125°	60° 120°
γ	Luminous intensity in cd/klm												
115,0°	6.0	5.7	5.7	5.8	5.8	5.8	5.9	5.9	5.9	6.3	6.3	6.3	6.3
117,5°	5.2	5.2	5.3	5.4	5.5	5.6	5.6	5.7	5.7	5.8	5.9	5.9	6.0
120,0°	4.9	5.0	5.1	5.1	5.2	5.2	5.3	5.4	5.4	5.5	5.6	5.6	5.7
122,5°	4.5	4.6	4.7	4.8	4.9	4.9	5.0	5.0	5.1	5.2	5.2	5.3	5.4
125,0°	4.1	4.2	4.3	4.3	4.4	4.4	4.5	4.5	4.6	4.7	4.7	4.8	4.9
127,5°	3.5	3.5	3.6	3.6	3.7	3.7	3.7	3.8	3.9	3.9	4.0	4.0	4.1
130,0°	2.7	2.7	2.7	2.8	2.8	2.8	2.8	2.8	2.9	2.9	2.9	3.0	3.0
132,5°	2.0	2.0	2.0	2.0	2.0	2.0	2.0	2.0	2.0	2.0	2.1	2.1	2.1
135,0°	1.9	1.8	1.8	1.8	1.7	1.7	1.7	1.7	1.7	1.7	1.7	1.7	1.7
137,5°	1.6	1.6	1.5	1.5	1.5	1.4	1.4	1.4	1.4	1.4	1.4	1.4	1.4
140,0°	1.3	1.3	1.2	1.2	1.2	1.2	1.2	1.2	1.2	1.2	1.2	1.2	1.2
142,5°	1.2	1.3	1.2	1.1	1.1	1.0	1.0	1.0	1.0	1.0	1.0	0.9	0.9
145,0°	1.0	1.0	1.0	1.2	1.2	1.0	0.9	0.9	0.8	0.8	0.8	0.8	0.7
147,5°	0.9	0.9	0.8	0.8	0.8	0.8	0.8	0.7	0.7	0.7	0.7	0.7	0.7
150,0°	0.0	0.0	0.0	0.0	0.0	0.0	0.0	0.0	0.0	0.0	0.0	0.0	0.0
165,0°	0.0	0.0	0.0	0.0	0.0	0.0	0.0	0.0	0.0	0.0	0.0	0.0	0.0
180,0°	0.0	0.0	0.0	0.0	0.0	0.0	0.0	0.0	0.0	0.0	0.0	0.0	0.0

Photometric test report

Family MUSHROOM LUMINAIRE LED	Order number: 5XA5235KF14H EAN: 4058352833162	LP number 57119_31
		siteco

C-planes	65° 115°	70° 110°	75° 105°	80° 100°	85° 95°	90°	185° 355°	190° 350°	195° 345°	200° 340°	205° 335°	210° 330°	215° 325°
γ	Luminous intensity in cd/klm												
115,0°	6.4	6.4	6.4	6.4	5.4	3.2	5.3	5.2	5.0	4.7	4.5	4.3	4.1
117,5°	6.0	6.0	6.1	6.1	4.8	2.3	5.0	4.8	4.6	4.4	4.3	4.1	3.9
120,0°	5.8	5.8	5.8	5.8	4.3	2.0	4.7	4.6	4.4	4.3	4.1	3.9	3.7
122,5°	5.4	5.5	5.5	5.5	3.6	1.5	4.4	4.3	4.1	4.0	3.8	3.6	3.5
125,0°	4.9	5.0	5.0	5.0	3.2	1.5	4.0	3.8	3.7	3.6	3.5	3.4	3.2
127,5°	4.1	4.1	4.2	4.1	2.6	1.3	3.4	3.3	3.2	3.1	2.9	2.9	2.8
130,0°	3.0	3.1	3.1	2.9	1.9	1.1	2.6	2.6	2.5	2.4	2.3	2.3	2.2
132,5°	2.1	2.1	2.1	2.0	1.3	0.8	2.0	2.0	2.0	2.0	1.9	1.9	1.9
135,0°	1.7	1.7	1.7	1.6	1.1	0.8	1.8	1.8	1.8	1.8	1.8	1.8	1.8
137,5°	1.5	1.5	1.4	1.3	0.9	0.7	1.6	1.6	1.6	1.6	1.6	1.6	1.6
140,0°	1.2	1.2	1.2	1.1	0.7	0.6	1.3	1.3	1.4	1.4	1.4	1.4	1.3
142,5°	0.9	0.9	0.9	0.8	0.6	0.5	1.3	1.2	1.3	1.3	1.3	1.3	1.3
145,0°	0.7	0.7	0.7	0.7	0.5	0.4	1.1	1.1	1.1	1.1	1.2	1.2	1.2
147,5°	0.7	0.6	0.6	0.6	0.5	0.4	0.9	0.9	0.9	0.9	1.0	1.0	1.0
150,0°	0.0	0.0	0.0	0.0	0.0	0.0	0.0	0.0	0.0	0.0	0.0	0.0	0.0
165,0°	0.0	0.0	0.0	0.0	0.0	0.0	0.0	0.0	0.0	0.0	0.0	0.0	0.0
180,0°	0.0	0.0	0.0	0.0	0.0	0.0	0.0	0.0	0.0	0.0	0.0	0.0	0.0

C-planes	220° 320°	225° 315°	230° 310°	235° 305°	240° 300°	245° 295°	250° 290°	255° 285°	260° 280°	265° 275°	270°	Phi-zone	Total Phi-zone
γ	Luminous intensity in cd/klm											Luminous flux in lm/klm	
115,0°	3.9	3.7	3.6	3.4	3.2	3.0	2.8	2.7	2.5	2.1	1.5	1.2	993.3
117,5°	3.7	3.6	3.4	3.2	3.0	2.8	2.7	2.5	2.4	1.9	1.5	1.1	994.4
120,0°	3.6	3.4	3.2	3.1	2.9	2.8	2.6	2.4	2.3	1.8	1.5	1.0	995.4
122,5°	3.4	3.2	3.0	2.9	2.8	2.6	2.5	2.3	2.2	1.7	1.5	0.9	996.3
125,0°	3.1	2.9	2.8	2.7	2.5	2.4	2.2	2.1	2.0	1.7	1.4	0.8	997.2
127,5°	2.7	2.5	2.4	2.3	2.2	2.1	2.0	1.9	1.7	1.5	1.3	0.7	997.8
130,0°	2.1	2.0	2.0	1.9	1.9	1.8	1.7	1.6	1.5	1.3	1.3	0.5	998.4
132,5°	1.8	1.8	1.8	1.7	1.6	1.6	1.5	1.5	1.3	1.2	1.3	0.4	998.7
135,0°	1.7	1.7	1.6	1.6	1.6	1.5	1.5	1.4	1.3	1.2	1.3	0.3	999.0
137,5°	1.6	1.6	1.5	1.5	1.4	1.4	1.3	1.3	1.2	1.2	1.2	0.3	999.3
140,0°	1.3	1.3	1.3	1.2	1.2	1.2	1.1	1.1	1.0	1.0	1.0	0.2	999.5
142,5°	1.3	1.2	1.2	1.2	1.2	1.2	1.1	1.0	1.0	1.0	1.0	0.2	999.7
145,0°	1.2	1.1	1.1	1.2	1.1	1.1	1.1	1.0	1.0	1.0	0.9	0.2	999.9
147,5°	1.0	1.0	1.0	1.0	1.0	1.0	1.0	1.0	1.0	1.0	0.9	0.1	1000.0
150,0°	0.0	0.0	0.0	0.0	0.0	0.0	0.0	0.0	0.0	0.0	0.0	0.0	1000.0
165,0°	0.0	0.0	0.0	0.0	0.0	0.0	0.0	0.0	0.0	0.0	0.0	0.0	1000.0
180,0°	0.0	0.0	0.0	0.0	0.0	0.0	0.0	0.0	0.0	0.0	0.0	0.0	1000.0

Photometric test report

Family MUSHROOM LUMINAIRE LED	Order number: 5XA5235KF14H EAN: 4058352833162	LP number 57119_31
---	--	------------------------------

Dimming levels table	environmental temperature: 25°C	siteco
-----------------------------	---------------------------------	---------------

Luminous flux [%]	Dimming level linear	Dimming level logarithmic	Luminous flux [lm]	Power consumption [W]start of lifetime	Power consumption [W]end of lifetime	Power consumption [W]average
100	254	254	1550	10.0	10.4	10.2
95	241	252	1471	9.5	9.9	9.7
90	229	250	1397	9.0	9.3	9.2
85	216	248	1318	8.5	8.8	8.6
80	203	246	1239	8.0	8.3	8.2
75	190	243	1159	7.6	7.7	7.6
70	178	241	1086	7.1	7.3	7.2
65	165	238	1007	6.6	6.8	6.7
60	152	235	928	6.1	6.4	6.2
55	140	232	854	5.7	5.9	5.8
50	127	229	775	5.3	5.5	5.4
45	114	225	696	4.8	5.0	4.9
40	102	221	622	4.4	4.6	4.5
35	89	216	543	4.0	4.1	4.0
30	76	210	464	3.6	3.7	3.6
30	75	209	458	3.5	3.7	3.6