

Photometric test report

Family
LANTERN LED

Order number: **5XA5255KF14H**
EAN: **4058352833483**

LP number
57121_32



Version post-top- or mounting to wall arm
Optic direct, symmetric wide distribution S120010
Cover cover transparent, PMMA
Lamps LED 4000 K | CRI ≥ 70
Controlgear ECG SITECO iQ
Rated values Net luminous flux = 1540 lm
Power consumption = 10.0 W
Luminous efficacy = 154 lm/W

serial
documentation
08.07.2022

siteco

Luminous intensity in cd/klm

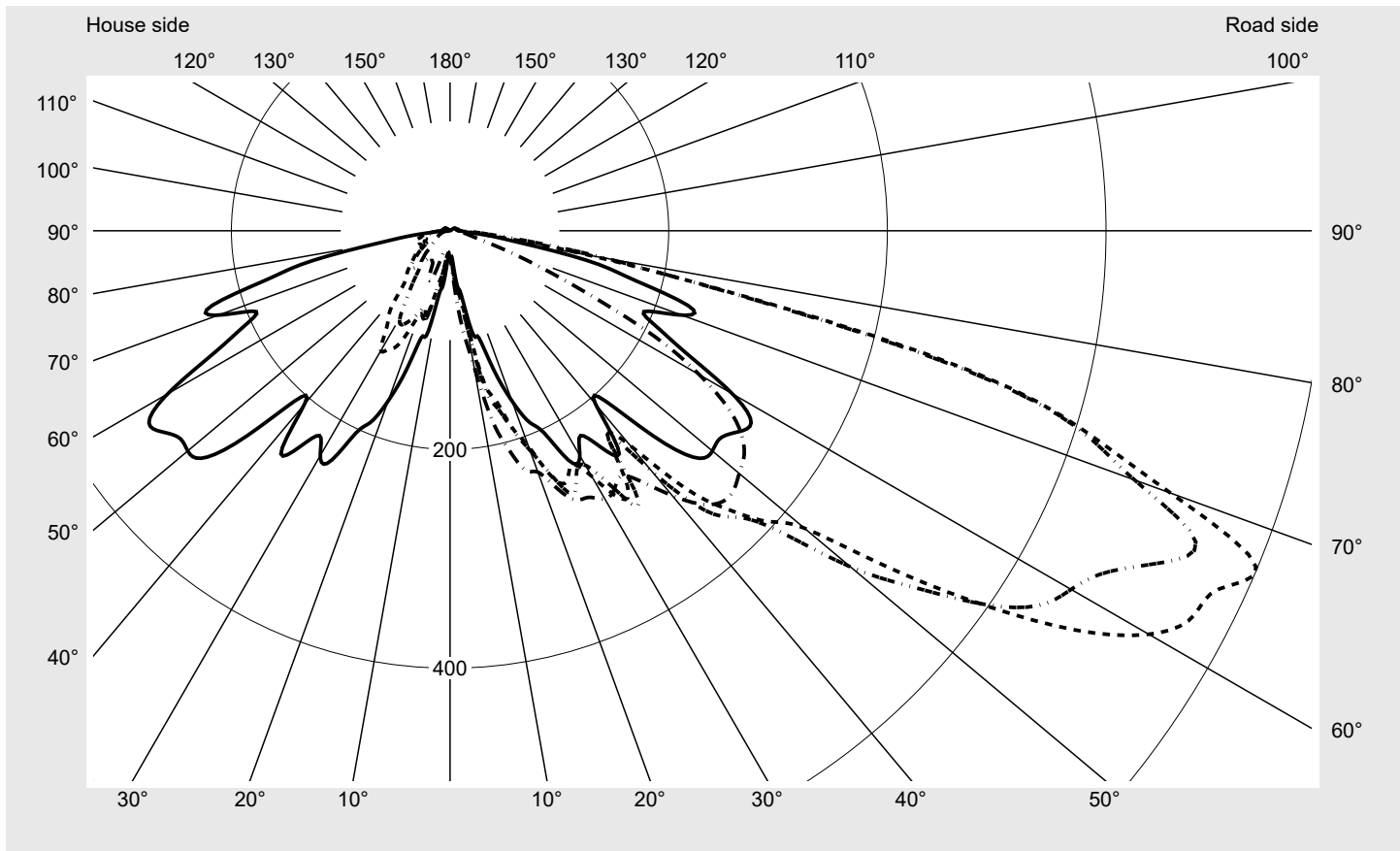
C180-0

C205-25

C210-30

C270-90

Imax: **797 cd/klm**



Luminaire output ratios

Eta	100.0%
Eta 0° - 90°	97.8%
Eta 90° - 180°	2.2%

Luminous intensity class acc. to EN13201-2

Class:	G2
Imax 70°	701.3
Imax 80°	144.7
Imax 90°	9.2
Imax >90°	8.3
Imax >95°	7.6

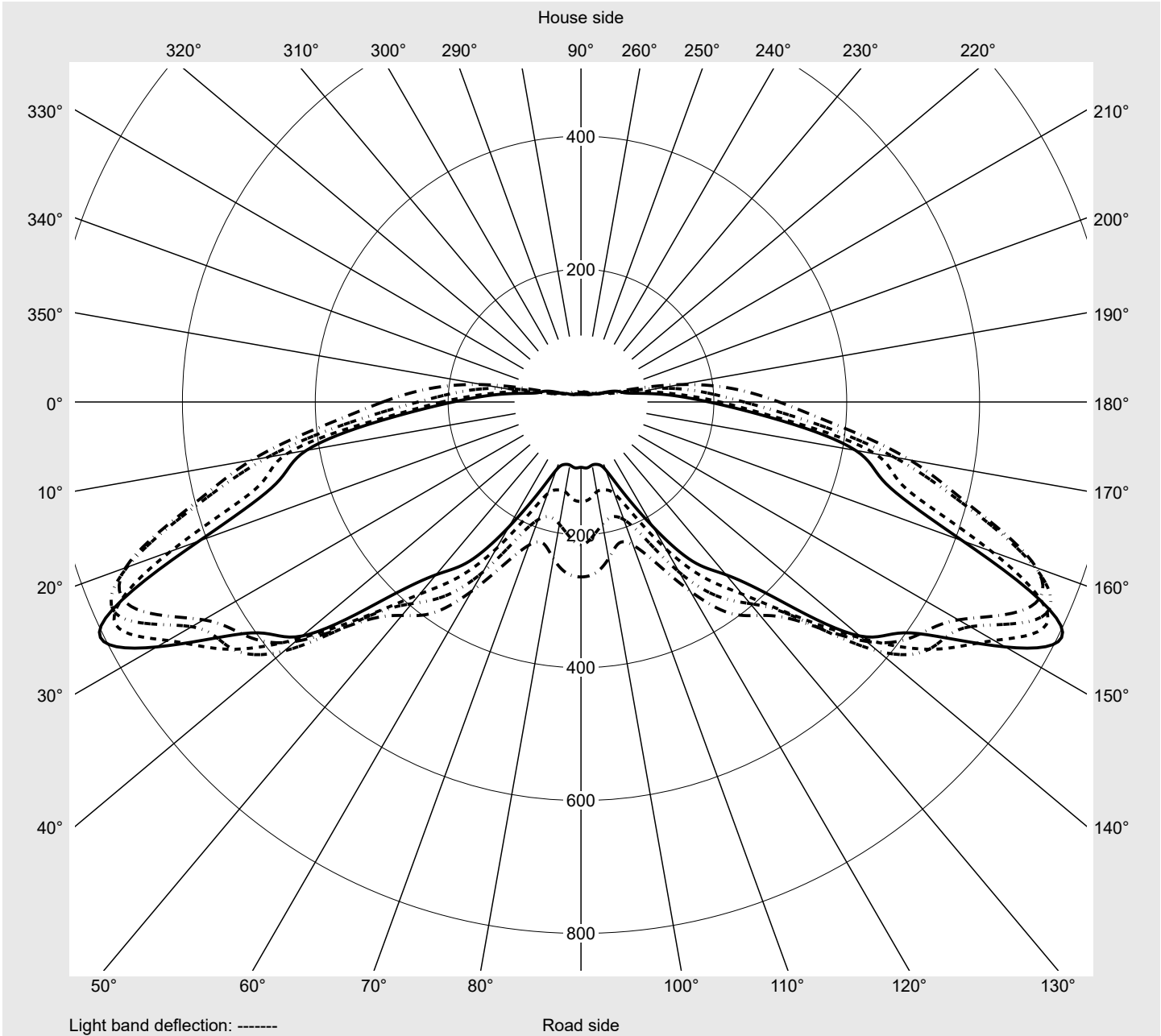
Measurement conditions

DIN EN 13032 and DIN 5032

Photometric test report

Family LANTERN LED	Order number: 5XA5255KF14H EAN: 4058352833483	LP number 57121_32
-------------------------------------	--	-------------------------------------

Envelope curve in cd/klm **KMK 67.5°** **KMK 65°** **KMK 62.5°** **KMK 60°** **siteco**



Photometric test report

Family LANTERN LED	Order number: 5XA5255KF14H EAN: 4058352833483	LP number 57121_32
Table of values for luminous intensities		Maximum luminous intensity
		siteco


C-planes	0° 180°	5° 175°	10° 170°	15° 165°	20° 160°	25° 155°	30° 150°	35° 145°	40° 140°	45° 135°	50° 130°	55° 125°	60° 120°
γ	Luminous intensity in cd/klm												
0,0°	26.6	26.6	26.6	26.6	26.6	26.6	26.6	26.6	26.6	26.6	26.6	26.6	26.6
2,5°	24.1	24.8	25.1	26.0	27.0	27.3	27.9	28.6	29.5	30.5	31.4	31.7	32.4
5,0°	28.9	30.8	32.7	35.9	39.0	41.6	43.5	45.7	47.6	49.5	51.1	52.7	54.3
7,5°	51.1	53.3	53.6	54.6	55.2	57.1	60.0	63.2	68.2	73.6	78.4	85.0	91.7
10,0°	60.6	61.6	64.4	66.3	70.5	77.4	88.2	102.5	116.1	127.9	129.2	127.9	127.6
12,5°	96.8	90.8	99.6	112.3	133.0	140.3	147.2	156.5	153.3	157.4	149.2	149.2	149.8
15,0°	100.9	109.8	137.7	143.4	152.6	159.6	167.9	167.9	186.9	197.4	185.0	191.7	185.6
17,5°	134.2	153.6	164.7	165.3	174.2	188.8	191.0	194.2	206.0	206.9	213.3	212.9	206.3
20,0°	165.7	182.8	199.6	208.8	212.6	209.8	213.6	206.6	203.1	213.6	219.6	219.0	217.1
22,5°	189.5	213.3	226.6	239.3	241.8	243.7	241.5	234.5	217.1	219.0	225.0	240.2	245.3
25,0°	204.4	227.9	245.9	256.4	252.9	252.6	265.6	262.1	246.3	237.7	231.7	247.2	262.4
27,5°	238.0	238.6	255.8	253.2	249.8	241.2	250.4	266.9	273.6	267.8	258.6	258.6	271.6
30,0°	237.4	255.8	264.0	272.9	265.9	259.3	247.5	263.1	279.6	297.7	292.0	283.4	285.0
32,5°	222.1	245.0	245.3	265.9	280.2	290.4	279.9	289.1	299.6	312.6	329.1	316.7	292.3
35,0°	242.8	253.6	265.3	276.1	278.6	281.5	300.5	296.4	289.7	297.7	320.5	320.5	302.4
37,5°	253.6	265.6	260.2	268.5	255.1	237.1	235.8	273.9	312.9	311.0	309.1	324.6	330.0
40,0°	207.2	208.2	208.2	216.4	242.5	256.7	287.5	296.4	315.1	337.7	340.5	359.2	363.7
42,5°	212.6	227.2	255.1	269.7	290.7	320.5	348.1	357.0	356.1	381.4	386.5	378.6	378.3
45,0°	270.4	284.3	318.6	332.6	352.6	360.8	370.3	391.9	402.4	396.0	413.2	395.4	389.4
47,5°	307.8	328.8	379.9	402.7	408.4	393.5	404.9	423.7	440.2	429.7	425.6	419.2	405.2
50,0°	313.2	338.0	438.3	433.2	461.1	423.0	478.2	484.9	464.6	448.1	454.8	435.4	409.1
52,5°	311.6	339.9	423.3	456.3	513.5	506.2	536.0	543.0	491.9	460.5	457.3	441.7	402.4
55,0°	320.8	357.6	431.9	503.0	587.1	597.2	595.3	574.1	517.0	464.6	456.0	439.5	383.4
57,5°	326.5	388.1	470.3	564.2	670.9	680.1	637.9	587.4	539.5	472.2	441.7	421.1	364.0
60,0°	298.3	383.4	503.0	608.7	729.6	738.1	656.0	614.4	560.7	467.8	419.5	387.5	328.8
62,5°	245.3	347.5	478.9	597.9	727.0	765.4	676.6	644.8	583.3	459.2	396.4	356.4	296.1
65,0°	209.4	308.8	449.7	507.8	657.5	775.6	718.2	649.0	554.4	454.8	377.6	322.4	255.1
67,5°	192.6	294.2	419.8	475.4	611.5	797.2	737.5	606.1	548.1	421.8	339.6	292.6	217.1
70,0°	225.6	327.8	433.5	483.3	562.3	701.3	666.1	563.3	477.3	377.3	306.6	260.5	181.8
72,5°	229.1	332.3	404.3	464.0	541.4	608.4	603.3	493.8	378.0	304.7	241.8	208.8	148.2
75,0°	174.9	292.3	363.0	400.5	472.2	488.7	479.8	346.2	253.2	212.3	198.3	182.2	132.0
77,5°	134.6	194.2	216.1	257.4	281.8	272.0	264.3	188.2	158.0	152.3	156.5	154.5	113.9
80,0°	71.4	82.5	104.4	137.4	131.1	131.1	144.7	127.3	103.5	74.9	66.0	75.5	46.3
82,5°	39.7	42.5	47.0	72.4	58.7	48.6	71.1	86.6	69.2	47.3	30.8	21.9	16.2
85,0°	16.8	17.8	17.8	21.3	15.6	21.6	34.6	40.6	26.7	19.4	13.6	12.7	11.4
87,5°	11.7	11.7	11.4	12.1	12.7	15.6	19.0	15.6	16.2	13.3	10.8	10.2	9.8
90,0°	7.6	7.9	8.3	8.6	8.9	8.9	9.2	9.2	8.9	8.9	8.9	8.9	8.3
92,5°	7.3	7.6	7.9	8.3	8.3	8.3	8.3	8.3	8.3	8.3	8.3	8.3	8.3
95,0°	7.0	7.3	7.6	7.6	7.9	8.3	7.6	7.6	7.6	7.9	7.6	7.9	7.9
97,5°	7.0	7.0	7.0	7.6	7.6	7.6	7.6	7.6	7.6	7.6	7.6	7.6	7.6
100,0°	6.3	6.3	7.0	7.0	7.0	7.0	7.0	7.0	7.0	7.0	7.0	7.3	7.6
102,5°	5.7	6.3	6.3	6.3	6.3	6.3	6.3	6.7	7.0	7.0	7.0	7.0	7.0
105,0°	5.7	5.7	5.7	6.0	6.0	6.3	6.3	6.3	6.3	6.3	6.3	6.7	6.7
107,5°	5.7	5.7	5.7	5.7	5.7	5.7	6.0	6.3	6.3	6.3	6.3	6.3	6.3
110,0°	5.7	5.4	5.7	5.7	5.7	5.7	5.7	5.7	5.7	6.3	6.3	6.3	6.3
112,5°	5.1	5.4	5.7	5.7	5.7	5.7	5.7	5.7	5.7	5.7	5.7	6.3	6.3

Photometric test report

Family LANTERN LED	Order number: 5XA5255KF14H EAN: 4058352833483	LP number 57121_32
Table of values for luminous intensities		Maximum luminous intensity
		siteco


C-planes	65° 115°	70° 110°	75° 105°	80° 100°	85° 95°	90°	185° 355°	190° 350°	195° 345°	200° 340°	205° 335°	210° 330°	215° 325°
γ	Luminous intensity in cd/klm												
0,0°	26.6	26.6	26.6	26.6	26.6	26.6	26.6	26.6	26.6	26.6	26.6	26.6	26.6
2,5°	32.4	32.7	33.3	33.0	33.3	33.0	23.8	23.8	23.5	22.8	23.2	23.2	22.5
5,0°	55.2	56.2	56.8	57.4	58.1	58.4	27.3	26.0	25.1	24.1	23.5	23.5	23.2
7,5°	94.9	96.8	95.8	92.7	92.3	92.7	47.6	40.9	34.9	29.2	25.7	23.5	22.8
10,0°	131.4	128.2	127.9	124.4	125.0	125.7	56.2	60.9	55.5	54.6	48.9	40.9	31.1
12,5°	157.1	165.0	166.9	176.4	178.0	177.1	86.3	76.5	60.0	57.1	54.3	52.7	52.7
15,0°	189.1	193.3	199.6	202.1	204.7	206.9	87.6	81.9	86.0	67.3	79.3	82.2	67.3
17,5°	207.9	212.3	216.7	221.2	226.6	229.8	119.6	103.1	86.0	78.1	83.1	74.6	64.7
20,0°	217.7	218.3	225.0	232.3	232.0	234.8	161.5	141.2	117.1	104.4	81.6	77.4	67.3
22,5°	243.1	242.5	245.6	252.3	255.8	254.5	159.6	153.0	139.9	120.3	100.0	85.7	68.9
25,0°	262.4	262.4	266.3	271.0	272.0	271.6	180.3	163.8	142.8	127.9	117.1	92.3	79.7
27,5°	284.0	283.4	276.1	276.4	275.1	274.8	225.3	186.3	158.4	142.8	122.2	96.8	70.1
30,0°	296.4	286.9	275.1	277.7	280.2	283.1	231.3	195.8	167.6	143.1	126.6	91.4	65.7
32,5°	300.8	294.2	280.9	276.1	279.3	279.9	213.9	191.7	164.4	141.9	110.4	74.3	51.1
35,0°	292.9	303.4	292.6	283.1	276.7	273.6	231.7	184.4	151.4	129.2	98.4	61.2	44.7
37,5°	325.0	321.5	299.6	288.1	288.8	290.1	247.5	196.1	155.8	129.5	88.2	49.8	43.8
40,0°	343.1	327.5	303.1	304.7	312.3	316.1	196.1	163.8	136.8	111.7	69.5	43.2	41.6
42,5°	354.2	334.2	321.2	328.5	334.5	338.9	191.7	160.9	117.1	103.8	59.7	45.4	40.0
45,0°	378.9	349.7	339.9	343.7	348.8	351.0	268.8	200.6	152.6	108.2	55.9	48.6	42.8
47,5°	387.8	354.2	346.2	347.8	350.3	351.6	296.4	221.8	171.7	101.2	51.4	48.2	43.2
50,0°	382.4	344.0	339.2	342.7	345.0	345.3	307.2	226.3	177.7	79.0	46.3	44.4	39.7
52,5°	358.0	321.8	322.1	330.7	337.0	338.9	302.7	223.1	164.1	61.9	42.2	39.0	35.9
55,0°	329.4	294.2	298.0	309.1	320.8	325.6	298.6	211.7	147.9	48.6	38.7	35.2	31.4
57,5°	297.7	263.1	265.3	279.9	294.8	301.5	280.9	190.4	103.5	43.5	34.3	30.8	28.6
60,0°	267.2	229.4	220.2	239.3	258.0	263.4	229.8	150.7	68.2	41.6	30.5	27.0	25.4
62,5°	225.3	188.5	179.3	186.9	203.1	215.2	180.3	118.1	52.0	38.4	29.2	24.4	22.2
65,0°	187.6	146.9	137.1	137.1	146.6	149.8	140.6	90.4	51.7	39.7	29.5	25.1	20.6
67,5°	150.4	108.8	97.4	96.5	99.6	98.4	127.6	76.2	60.3	46.3	30.1	25.4	20.0
70,0°	122.5	82.5	58.7	59.0	60.6	62.2	146.6	81.2	65.4	43.8	29.8	23.5	18.7
72,5°	94.9	65.1	39.7	35.5	35.2	36.8	136.1	80.6	60.6	37.4	31.7	23.2	18.4
75,0°	71.4	38.7	28.9	25.1	23.8	23.5	86.3	63.8	52.0	34.3	32.1	23.8	18.7
77,5°	50.8	24.4	20.6	18.4	17.8	17.8	68.9	48.2	42.5	34.3	27.3	22.8	18.4
80,0°	20.6	16.2	14.9	14.3	14.0	14.0	49.2	41.6	36.5	31.1	25.7	21.6	16.8
82,5°	13.0	11.7	11.4	11.1	11.4	11.4	29.5	28.9	26.0	21.6	20.0	17.1	14.0
85,0°	10.8	10.2	9.8	10.2	10.2	10.2	14.9	16.2	19.4	18.7	16.8	14.3	12.1
87,5°	9.2	8.9	8.9	8.9	9.2	8.9	11.7	12.7	14.3	12.4	10.8	9.8	8.9
90,0°	8.3	8.3	8.3	8.3	8.3	8.3	7.3	6.7	6.7	6.0	5.7	5.4	5.4
92,5°	8.3	8.3	8.3	8.3	8.3	8.3	7.0	6.3	6.0	5.7	5.4	5.4	5.1
95,0°	7.9	7.9	7.6	7.6	7.6	7.6	6.7	6.3	6.0	5.7	5.4	5.1	5.1
97,5°	7.6	7.6	7.6	7.6	7.6	7.6	6.3	6.3	5.7	5.4	5.4	5.1	4.8
100,0°	7.0	7.3	7.3	7.0	7.3	7.0	6.3	5.7	5.7	5.1	5.1	4.8	4.4
102,5°	7.0	7.0	7.0	7.0	7.0	7.0	5.7	5.7	5.1	5.1	4.8	4.4	4.4
105,0°	6.7	7.0	7.0	6.7	7.0	6.3	5.7	5.1	5.1	4.8	4.4	4.4	4.4
107,5°	6.3	6.3	6.3	6.3	6.3	6.3	5.1	5.1	5.1	4.8	4.4	4.4	4.1
110,0°	6.3	6.3	6.3	6.3	6.3	5.7	5.1	5.1	5.1	4.4	4.4	4.4	3.8
112,5°	6.3	6.3	6.3	6.3	5.7	3.2	5.1	5.1	5.1	4.4	4.4	4.4	4.1

Photometric test report

Family LANTERN LED	Order number: 5XA5255KF14H EAN: 4058352833483	LP number 57121_32
Table of values for luminous intensities		Maximum luminous intensity
		

C-planes	220° 320°	225° 315°	230° 310°	235° 305°	240° 300°	245° 295°	250° 290°	255° 285°	260° 280°	265° 275°	270°	Phi-zone	Total Phi-zone
γ	Luminous intensity in cd/klm											Luminous flux in lm/klm	
0,0°	26.6	26.6	26.6	26.6	26.6	26.6	26.6	26.6	26.6	26.6	26.6	0.0	0.0
2,5°	22.5	22.2	21.6	20.9	20.9	20.9	20.6	20.6	20.9	20.6	20.9	0.3	0.3
5,0°	22.8	22.5	21.6	21.3	20.6	20.3	20.0	20.0	19.7	19.4	19.7	0.8	1.2
7,5°	22.5	22.5	21.6	20.9	20.6	20.3	20.0	20.0	19.7	19.4	19.7	1.8	3.0
10,0°	24.8	23.2	22.5	22.2	20.6	19.7	19.4	19.4	19.0	18.7	18.4	3.3	6.3
12,5°	50.1	42.2	31.1	22.8	22.2	22.2	21.9	19.4	18.4	18.7	18.4	5.6	11.8
15,0°	58.4	52.7	49.8	46.0	37.1	26.7	26.0	25.1	21.3	20.3	19.7	8.1	19.9
17,5°	59.0	47.9	44.7	44.4	45.1	42.5	37.8	32.4	26.0	24.8	23.5	10.6	30.6
20,0°	54.9	43.8	40.3	39.0	38.7	39.7	38.7	38.7	36.8	40.9	43.8	13.3	43.8
22,5°	52.0	39.4	37.1	36.2	36.5	36.5	38.4	40.0	45.7	45.7	48.9	16.3	60.2
25,0°	54.9	39.4	35.5	35.2	34.9	36.5	42.2	44.7	45.7	43.2	43.8	19.3	79.5
27,5°	52.7	41.9	38.7	37.4	38.1	38.4	39.4	41.9	41.3	39.7	34.9	22.1	101.6
30,0°	49.8	47.6	43.8	42.5	40.0	38.7	39.7	38.1	36.2	34.6	32.4	24.8	126.4
32,5°	50.5	49.2	47.3	47.0	43.5	39.7	38.1	35.2	32.7	31.7	31.1	27.1	153.4
35,0°	45.7	47.9	47.9	49.2	47.0	44.4	39.4	35.5	30.5	28.9	29.2	29.0	182.4
37,5°	42.8	43.8	47.3	49.5	49.2	45.1	41.6	38.1	34.3	30.5	30.5	30.8	213.3
40,0°	40.9	40.3	39.4	43.2	44.1	43.8	43.5	42.2	39.7	37.1	36.2	32.2	245.5
42,5°	37.4	36.8	35.5	34.0	35.5	38.4	38.7	40.0	40.9	39.7	39.4	36.6	282.1
45,0°	36.8	33.6	32.1	31.7	31.1	31.4	33.0	35.2	34.3	34.9	34.3	42.2	324.4
47,5°	36.8	32.1	29.8	28.6	28.2	27.6	28.2	28.2	27.9	29.2	29.8	47.0	371.4
50,0°	35.2	30.8	27.9	26.0	24.8	24.8	24.4	24.8	24.8	23.2	22.8	50.8	422.2
52,5°	32.4	29.2	26.3	24.1	22.8	21.6	20.6	20.6	20.3	20.6	20.3	53.4	475.6
55,0°	28.9	26.0	23.8	22.2	20.6	20.0	18.7	18.4	17.8	17.8	17.8	56.0	531.6
57,5°	25.7	22.8	20.9	19.7	19.0	18.7	17.5	17.1	15.9	15.6	15.2	58.0	589.6
60,0°	22.5	20.0	18.1	17.5	17.1	16.5	16.2	15.9	14.9	14.6	14.6	58.0	647.6
62,5°	20.0	17.8	16.5	15.9	15.2	14.9	14.3	14.3	13.3	13.6	13.3	56.0	703.6
65,0°	18.1	16.2	15.2	14.9	14.3	13.6	13.3	13.3	12.4	12.4	12.1	52.6	756.1
67,5°	17.5	15.6	14.6	13.6	13.0	12.4	12.1	12.1	11.4	11.4	11.4	49.8	806.0
70,0°	16.8	14.6	13.6	13.0	12.4	11.4	11.1	10.8	10.5	10.2	10.2	46.7	852.6
72,5°	15.6	14.0	12.7	11.7	11.1	10.5	10.2	9.8	9.5	9.5	8.9	41.8	894.4
75,0°	15.2	13.0	11.4	10.5	10.2	9.5	8.9	8.9	8.3	8.3	8.3	33.9	928.3
77,5°	14.6	12.4	10.2	9.2	8.6	8.3	7.6	7.6	7.3	7.3	7.0	22.6	951.0
80,0°	14.0	11.1	8.6	7.9	7.3	6.7	6.3	5.7	5.7	5.7	5.7	12.7	963.6
82,5°	12.1	9.5	7.3	6.7	6.0	5.4	5.1	4.8	4.4	4.4	4.4	7.1	970.7
85,0°	9.8	7.9	6.3	5.4	5.1	4.4	4.4	3.8	3.8	3.8	3.8	3.8	974.5
87,5°	7.3	6.7	5.4	4.8	4.4	3.8	3.5	3.5	3.2	3.2	3.2	2.6	977.1
90,0°	4.8	4.4	4.1	4.1	3.8	3.5	3.2	3.2	3.2	2.9	2.5	1.8	979.0
92,5°	4.8	4.4	4.4	4.1	3.8	3.8	3.2	3.2	3.2	3.2	3.2	1.8	980.7
95,0°	4.8	4.4	4.4	4.1	3.8	3.8	3.5	3.2	3.2	3.2	3.2	1.7	982.4
97,5°	4.4	4.4	4.1	3.8	3.8	3.8	3.5	3.2	3.2	3.2	3.2	1.6	984.0
100,0°	4.4	4.1	4.1	3.8	3.8	3.8	3.2	3.2	3.2	3.2	3.2	1.5	985.6
102,5°	4.1	3.8	3.8	3.8	3.5	3.2	3.2	3.2	2.9	2.9	2.5	1.4	987.0
105,0°	3.8	3.8	3.8	3.5	3.2	3.2	3.2	2.9	2.9	2.5	2.5	1.4	988.4
107,5°	3.8	3.8	3.8	3.5	3.2	3.2	3.2	2.9	2.9	2.5	2.5	1.3	989.7
110,0°	3.8	3.8	3.8	3.5	3.2	3.2	3.2	3.2	2.9	2.5	2.5	1.3	991.0
112,5°	3.8	3.8	3.8	3.5	3.2	3.2	3.2	3.2	2.9	2.5	1.9	1.2	992.2

Photometric test report

Family LANTERN LED	Order number: 5XA5255KF14H EAN: 4058352833483	LP number 57121_32
Table of values for luminous intensities		Maximum luminous intensity
		

C-planes	0° 180°	5° 175°	10° 170°	15° 165°	20° 160°	25° 155°	30° 150°	35° 145°	40° 140°	45° 135°	50° 130°	55° 125°	60° 120°
γ	Luminous intensity in cd/klm												
115,0°	5.1	5.1	5.7	5.7	5.7	5.7	5.7	5.7	5.7	5.7	5.7	5.7	6.3
117,5°	5.1	5.1	5.1	5.1	5.4	5.4	5.7	5.7	5.7	5.7	5.7	5.7	5.7
120,0°	5.1	5.1	5.1	5.1	5.1	5.1	5.1	5.1	5.7	5.7	5.7	5.7	5.7
122,5°	4.4	4.4	4.4	4.4	4.8	5.1	5.1	5.1	5.1	5.1	5.1	5.1	5.7
125,0°	3.8	3.8	3.8	3.8	4.1	3.8	4.1	4.4	4.4	4.4	4.4	4.4	4.4
127,5°	2.9	3.2	3.2	3.2	3.2	3.2	3.2	3.2	3.2	3.2	3.2	3.2	3.2
130,0°	2.5	2.5	2.2	2.2	2.2	2.2	2.5	1.9	1.9	2.2	1.9	2.2	2.2
132,5°	1.9	1.9	1.9	1.9	1.9	1.9	1.9	1.9	1.9	1.9	1.9	1.9	1.9
135,0°	1.9	1.9	1.9	1.9	1.9	1.9	1.9	1.9	1.9	1.9	1.6	1.9	1.9
137,5°	1.9	1.6	1.9	1.3	1.3	1.3	1.3	1.3	1.3	1.3	1.3	1.3	1.3
140,0°	1.3	1.3	1.3	1.3	1.3	1.3	1.3	1.3	1.3	1.3	1.3	1.3	1.3
142,5°	1.0	1.0	0.6	1.0	0.6	0.6	0.6	0.6	0.6	0.6	0.6	0.6	0.6
145,0°	0.6	0.6	0.6	0.6	0.6	0.6	0.6	0.6	0.6	0.6	0.6	0.6	0.6
147,5°	0.6	0.6	0.6	0.6	0.6	0.6	0.6	0.6	0.6	0.6	0.6	0.6	0.6
150,0°	0.0	0.0	0.0	0.0	0.0	0.0	0.0	0.0	0.0	0.0	0.0	0.0	0.0
165,0°	0.0	0.0	0.0	0.0	0.0	0.0	0.0	0.0	0.0	0.0	0.0	0.0	0.0
180,0°	0.0	0.0	0.0	0.0	0.0	0.0	0.0	0.0	0.0	0.0	0.0	0.0	0.0

Photometric test report

Family LANTERN LED	Order number: 5XA5255KF14H EAN: 4058352833483	LP number 57121_32
		siteco

C-planes	65° 115°	70° 110°	75° 105°	80° 100°	85° 95°	90°	185° 355°	190° 350°	195° 345°	200° 340°	205° 335°	210° 330°	215° 325°
γ	Luminous intensity in cd/klm												
115,0°	6.3	6.3	6.3	6.3	5.1	2.5	5.1	5.1	4.4	4.4	4.4	4.4	4.1
117,5°	6.0	6.0	6.0	6.3	4.8	2.5	5.1	5.1	4.4	4.4	4.4	4.1	3.8
120,0°	5.7	5.7	5.7	5.7	3.8	1.9	4.4	4.4	4.4	4.4	4.4	3.8	3.8
122,5°	5.7	5.7	5.7	5.7	3.5	1.9	4.4	4.4	4.1	3.8	3.8	3.8	3.5
125,0°	4.4	4.4	4.4	4.4	3.2	1.9	3.8	3.8	3.5	3.2	3.2	3.2	3.2
127,5°	3.5	3.5	3.5	3.2	1.9	1.3	3.2	2.5	2.5	2.5	2.5	2.5	2.5
130,0°	2.5	2.5	2.5	1.9	1.3	1.3	2.5	2.5	2.5	2.5	2.5	2.5	2.5
132,5°	1.9	1.9	1.9	1.9	1.3	1.3	1.9	1.9	1.9	1.9	1.9	1.9	1.9
135,0°	1.9	1.9	1.9	1.3	1.3	1.3	1.9	1.9	1.9	1.9	1.9	1.9	1.9
137,5°	1.3	1.3	1.3	1.3	0.6	0.6	1.9	1.9	1.9	1.9	1.9	1.9	1.9
140,0°	1.3	1.3	1.0	0.6	0.6	0.6	1.3	1.3	1.3	1.3	1.3	1.3	1.3
142,5°	0.6	0.6	0.6	0.6	0.6	0.6	1.3	1.3	1.3	1.3	1.3	1.3	1.3
145,0°	0.6	0.6	0.6	0.6	0.6	0.6	0.6	0.6	1.3	1.3	1.3	1.3	1.3
147,5°	0.6	0.6	0.6	0.6	0.6	0.6	0.6	0.6	0.6	0.6	1.0	1.3	1.0
150,0°	0.0	0.0	0.0	0.0	0.0	0.0	0.0	0.0	0.0	0.0	0.0	0.0	0.0
165,0°	0.0	0.0	0.0	0.0	0.0	0.0	0.0	0.0	0.0	0.0	0.0	0.0	0.0
180,0°	0.0	0.0	0.0	0.0	0.0	0.0	0.0	0.0	0.0	0.0	0.0	0.0	0.0

C-planes	220° 320°	225° 315°	230° 310°	235° 305°	240° 300°	245° 295°	250° 290°	255° 285°	260° 280°	265° 275°	270°	Phi-zone	Total Phi-zone
γ	Luminous intensity in cd/klm											Luminous flux in lm/klm	
115,0°	3.8	3.8	3.8	3.5	3.5	3.2	3.2	3.2	3.2	2.5	1.9	1.2	993.4
117,5°	3.8	3.8	3.5	3.5	3.5	3.2	3.2	2.9	2.9	2.2	1.9	1.1	994.5
120,0°	3.8	3.8	3.5	3.2	3.2	3.2	3.2	2.5	2.5	1.9	1.9	1.0	995.6
122,5°	3.5	3.2	3.2	3.2	2.9	2.9	2.5	2.5	2.5	1.9	1.9	1.0	996.5
125,0°	3.2	3.2	2.9	2.5	2.5	2.5	2.5	2.5	1.9	1.9	1.9	0.8	997.3
127,5°	2.5	2.5	2.5	2.5	2.5	2.2	1.9	1.9	1.9	1.6	1.9	0.6	997.9
130,0°	2.5	2.5	1.9	2.2	1.9	1.9	1.9	1.9	1.9	1.6	1.9	0.5	998.3
132,5°	1.9	1.9	1.9	1.9	1.9	1.9	1.9	1.9	1.6	1.3	1.9	0.4	998.7
135,0°	1.9	1.9	1.9	1.9	1.9	1.9	1.9	1.9	1.3	1.3	1.3	0.4	999.1
137,5°	1.9	1.9	1.9	1.9	1.9	1.6	1.3	1.3	1.3	1.3	1.3	0.3	999.4
140,0°	1.3	1.3	1.3	1.3	1.3	1.3	1.3	1.3	1.3	1.3	1.3	0.2	999.6
142,5°	1.3	1.3	1.3	1.3	1.3	1.3	1.3	1.3	1.3	1.3	1.3	0.2	999.7
145,0°	1.3	1.3	1.3	1.3	1.3	1.3	1.3	1.3	1.3	1.3	1.3	0.1	999.9
147,5°	1.3	1.0	1.0	1.3	1.3	1.3	1.0	1.3	1.0	1.3	0.6	0.1	1000.0
150,0°	0.0	0.0	0.0	0.0	0.0	0.0	0.0	0.0	0.0	0.0	0.0	0.0	1000.0
165,0°	0.0	0.0	0.0	0.0	0.0	0.0	0.0	0.0	0.0	0.0	0.0	0.0	1000.0
180,0°	0.0	0.0	0.0	0.0	0.0	0.0	0.0	0.0	0.0	0.0	0.0	0.0	1000.0

Photometric test report

Family LANTERN LED	Order number: 5XA5255KF14H EAN: 4058352833483	LP number 57121_32
------------------------------	--	------------------------------

Dimming levels table	environmental temperature: 25°C	siteco
-----------------------------	---------------------------------	---------------

Luminous flux [%]	Dimming level linear	Dimming level logarithmic	Luminous flux [lm]	Power consumption [W]start of lifetime	Power consumption [W]end of lifetime	Power consumption [W]average
100	254	254	1540	10.0	10.4	10.2
95	241	252	1461	9.5	9.9	9.7
90	229	250	1388	9.0	9.3	9.2
85	216	248	1310	8.5	8.8	8.6
80	203	246	1231	8.0	8.3	8.2
75	190	243	1152	7.6	7.7	7.6
70	178	241	1079	7.1	7.3	7.2
65	165	238	1000	6.6	6.8	6.7
60	152	235	922	6.1	6.4	6.2
55	140	232	849	5.7	5.9	5.8
50	127	229	770	5.3	5.5	5.4
45	114	225	691	4.8	5.0	4.9
40	102	221	618	4.4	4.6	4.5
35	89	216	540	4.0	4.1	4.0
30	76	210	461	3.6	3.7	3.6
30	75	209	455	3.5	3.7	3.6