
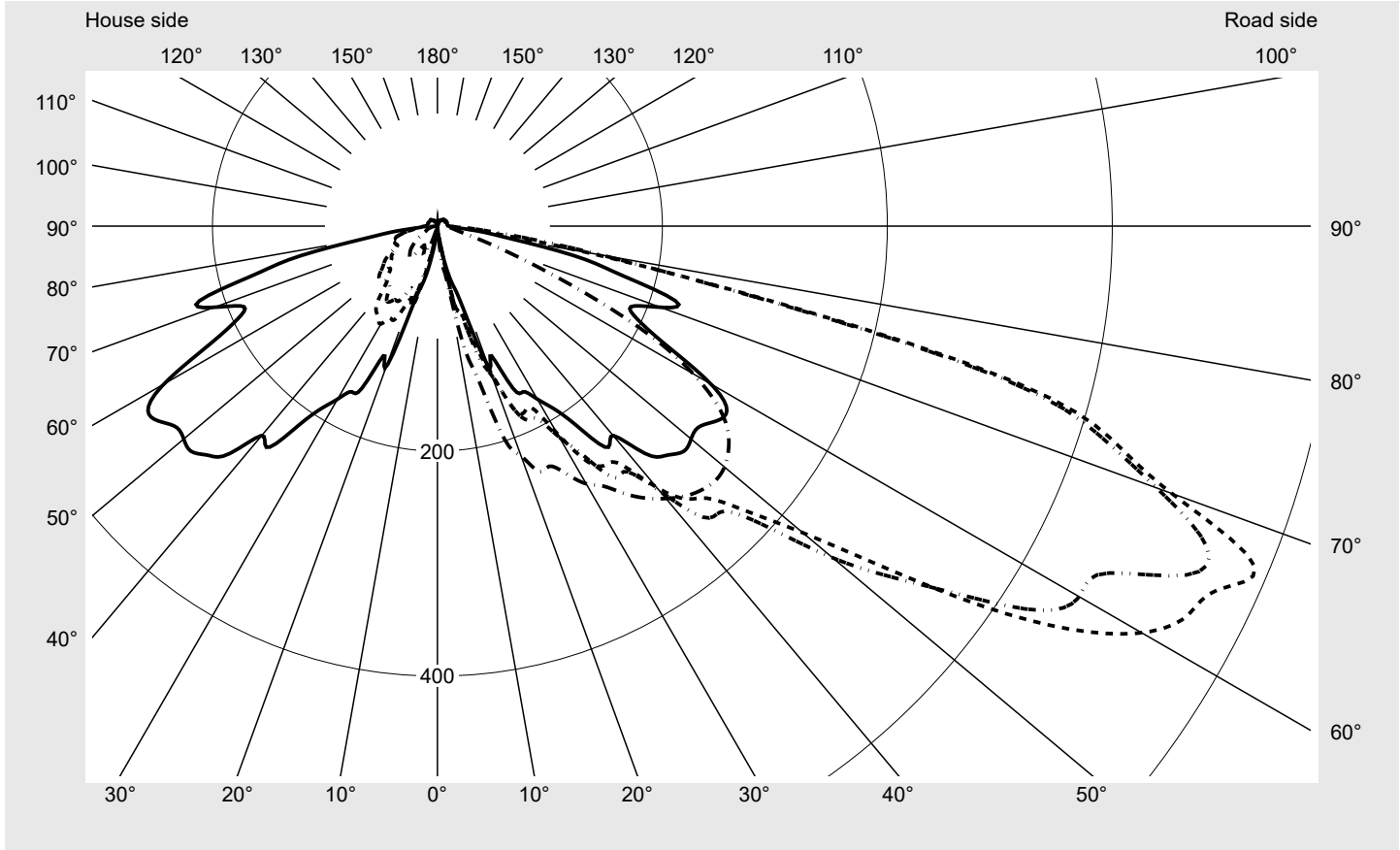


Photometric test report

Family LITEPOLE 1	Order number: 5XA5413ES14H000032 EAN: 4058352565001	LP number 57851_17
	Version post-top- or mounting to wall arm, Smart Interface up Optic asymmetric, wide distribution (ST1.2a) Cover cover transparent, PMMA Lamps LED 3000 K CRI ≥ 80 Controlgear EVG-Smart Interface Rated values Net luminous flux = 1540 lm Power consumption = 14.2 W Luminous efficacy = 108.5 lm/W	serial documentation 22.07.2021



Luminous intensity in cd/klm C180-0 C205-25 C210-30 C270-90 **Imax: 786 cd/klm**



Luminaire output ratios	
Eta	100.0%
Eta 0° - 90°	95.9%
Eta 90° - 180°	4.1%

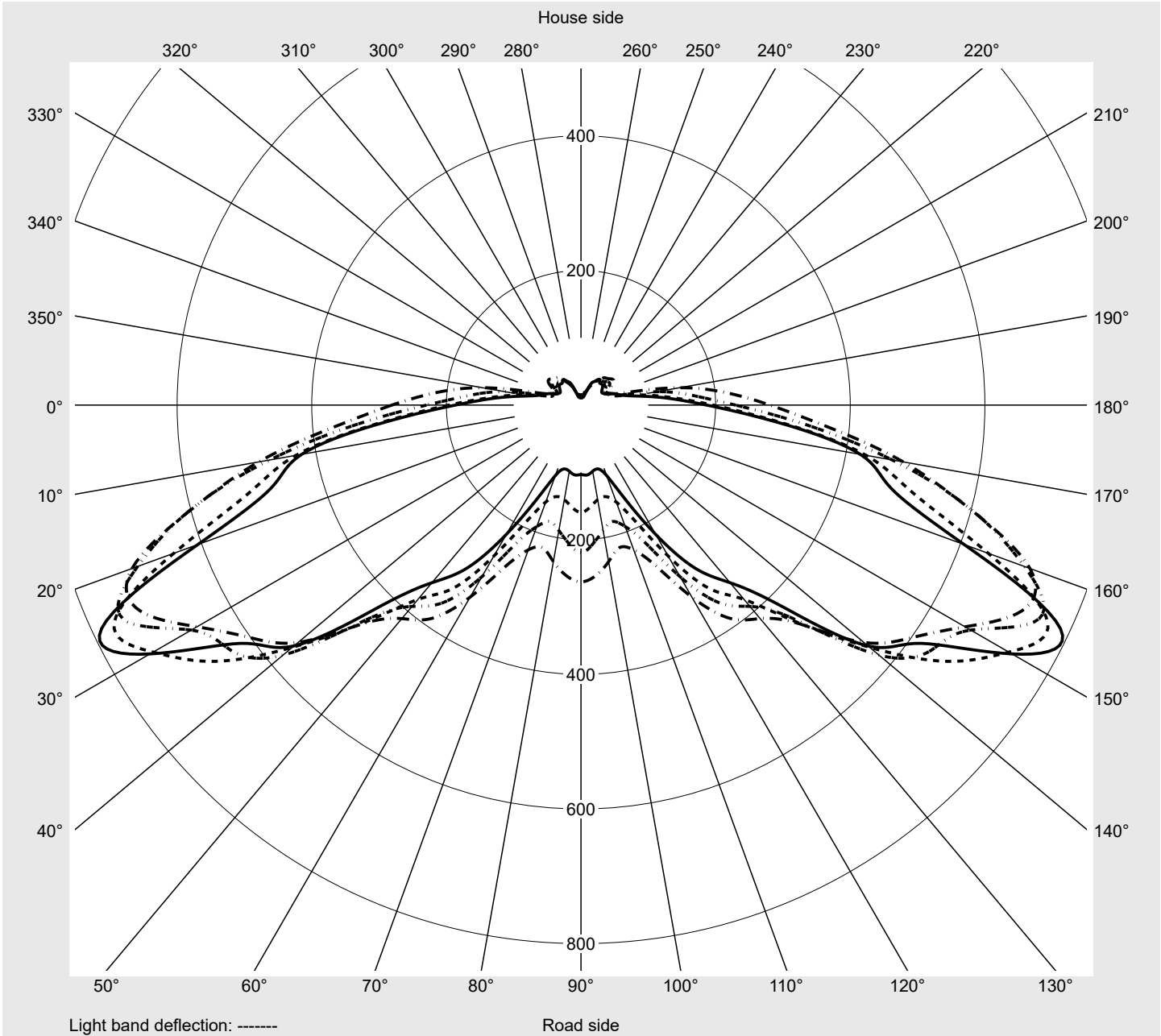
Luminous intensity class acc. to EN13201-2	
Class:	G2
Imax 70°	694.6
Imax 80°	148.0
Imax 90°	10.7
Imax >90°	10.1
Imax >95°	9.4

Measurement conditions
DIN EN 13032 and DIN 5032

Photometric test report

Family LITEPOLE 1	Order number: 5XA5413ES14H000032 EAN: 4058352565001	LP number 57851_17
------------------------------------	--	-------------------------------------

Envelope curve in cd/klm **KMK 67.5°** **KMK 65°** **KMK 62.5°** **KMK 60°** **siteco**



Photometric test report

Family LITEPOLE 1	Order number: 5XA5413ES14H000032 EAN: 4058352565001	LP number 57851_17
Table of values for luminous intensities		Maximum luminous intensity
siteco		

C-planes	0° 180°	5° 175°	10° 170°	15° 165°	20° 160°	25° 155°	30° 150°	35° 145°	40° 140°	45° 135°	50° 130°	55° 125°	60° 120°
γ	Luminous intensity in cd/klm												
0,0°	1.8	1.8	1.8	1.8	1.8	1.8	1.8	1.8	1.8	1.8	1.8	1.8	1.8
2,5°	1.6	1.3	1.3	1.9	1.9	1.9	1.9	1.9	1.9	2.2	2.2	2.2	2.2
5,0°	3.1	3.5	3.8	4.1	4.4	5.0	5.4	6.0	6.0	6.3	6.6	7.6	8.5
7,5°	12.3	14.2	16.1	15.4	13.9	12.0	11.3	12.0	12.6	13.9	17.3	21.4	27.4
10,0°	23.9	23.9	23.0	22.7	23.9	24.2	23.0	21.7	27.7	37.2	45.7	54.8	56.0
12,5°	41.2	49.1	48.8	58.9	56.0	72.7	76.5	71.2	78.1	77.8	69.9	73.1	76.2
15,0°	55.4	50.7	53.2	61.4	68.6	76.5	81.9	84.1	85.6	100.1	109.6	113.0	120.6
17,5°	78.7	92.9	88.5	94.8	90.1	111.2	121.2	128.8	135.1	133.5	148.0	137.3	142.0
20,0°	133.2	150.8	156.5	148.3	137.3	137.3	141.4	141.1	145.2	166.3	170.7	171.6	179.2
22,5°	124.4	138.5	160.6	177.9	170.7	174.4	174.1	163.1	153.3	155.9	179.2	179.8	188.3
25,0°	159.3	147.7	162.5	164.1	173.2	182.6	190.2	193.3	183.9	178.5	189.2	199.9	209.7
27,5°	165.9	173.2	197.1	200.6	184.2	182.3	193.0	200.6	206.2	204.0	211.9	211.3	224.5
30,0°	177.6	185.2	211.3	222.9	211.9	212.5	216.6	225.8	233.0	249.1	245.0	235.2	246.6
32,5°	192.4	194.6	231.8	233.0	242.8	248.1	241.8	238.4	244.7	259.8	279.3	275.2	267.6
35,0°	217.6	222.0	243.7	245.0	245.6	259.5	273.0	276.8	272.7	277.7	297.9	319.0	297.9
37,5°	248.1	256.0	277.7	274.9	269.2	266.4	274.9	296.3	313.9	305.1	323.7	354.6	333.5
40,0°	243.1	253.8	271.4	283.4	287.8	303.2	307.6	315.5	332.8	356.4	348.6	363.1	363.1
42,5°	274.9	269.5	282.1	290.3	302.6	329.1	351.4	356.4	348.6	381.6	383.2	376.0	381.6
45,0°	288.1	282.4	312.7	327.8	334.4	342.6	358.6	393.0	393.6	401.8	406.2	397.4	392.3
47,5°	296.6	302.9	363.7	376.3	390.8	376.6	393.3	417.8	434.5	426.7	423.2	419.1	398.0
50,0°	294.4	314.9	415.3	418.8	448.1	424.1	458.8	475.8	444.3	446.2	434.5	421.3	391.7
52,5°	293.2	326.5	423.8	445.9	507.3	495.3	514.2	524.0	464.1	444.3	437.1	427.9	386.7
55,0°	302.3	339.1	421.0	484.9	575.3	586.3	573.1	548.8	497.2	459.1	436.1	427.9	377.2
57,5°	305.1	375.3	456.9	550.1	659.7	666.9	635.7	569.6	524.3	460.7	431.7	418.5	359.6
60,0°	280.9	366.8	486.2	599.2	709.7	723.0	658.7	601.7	548.5	459.7	414.1	387.0	329.4
62,5°	229.5	336.3	469.5	600.5	700.9	751.0	668.5	635.1	577.8	450.9	390.5	358.6	294.4
65,0°	196.5	298.5	430.1	513.6	643.9	765.2	734.0	663.8	559.9	457.8	376.9	332.8	258.8
67,5°	186.7	292.8	421.3	476.7	605.8	785.9	739.3	617.2	556.7	423.8	344.5	296.0	221.7
70,0°	211.0	319.0	422.3	474.5	573.7	694.6	680.5	580.0	494.4	385.1	313.9	267.0	184.2
72,5°	222.6	340.4	404.0	461.6	557.0	627.6	616.2	519.2	393.3	313.9	258.8	217.0	148.6
75,0°	171.0	287.5	351.1	397.4	487.8	524.0	513.6	380.7	274.6	219.8	211.0	186.7	130.7
77,5°	130.7	200.6	227.7	263.2	303.5	291.9	283.7	207.5	167.2	147.1	168.1	160.6	115.6
80,0°	71.2	84.4	109.6	140.8	137.6	136.3	148.0	137.0	112.1	84.1	84.7	80.0	47.9
82,5°	42.2	46.6	54.2	74.6	66.1	53.2	75.6	92.6	78.1	49.4	33.7	23.3	17.0
85,0°	18.6	21.1	22.7	25.2	19.2	24.6	38.7	44.7	32.4	21.1	14.2	12.9	12.0
87,5°	13.9	13.2	13.2	13.5	13.2	15.7	20.8	18.6	17.0	13.5	11.3	11.0	10.7
90,0°	10.1	10.1	10.1	10.4	10.4	10.4	10.4	10.7	10.4	10.1	10.1	10.1	10.1
92,5°	9.4	9.4	9.8	9.8	9.8	10.1	10.1	10.1	9.8	10.1	9.8	9.8	9.8
95,0°	9.1	9.4	9.4	9.8	9.8	9.8	9.8	9.8	9.8	9.8	9.8	9.8	9.4
97,5°	8.8	9.1	9.4	9.4	9.4	9.4	9.4	9.4	9.4	9.4	9.4	9.4	9.4
100,0°	8.8	8.8	9.4	9.4	9.4	9.4	9.4	9.4	9.4	9.4	9.4	9.4	9.4
102,5°	8.8	8.8	9.4	9.1	9.4	9.4	9.4	9.4	9.4	9.4	9.4	9.4	9.4
105,0°	8.8	8.8	8.8	9.4	9.4	9.4	9.1	9.4	9.4	9.1	9.4	9.1	9.4
107,5°	8.8	8.8	8.8	9.1	9.1	9.1	9.1	9.1	9.1	9.1	9.1	9.1	9.1
110,0°	8.8	8.8	8.8	8.8	8.8	8.8	9.1	8.8	8.8	9.1	8.8	8.8	8.8
112,5°	8.5	8.5	8.8	8.8	8.8	8.8	8.8	8.8	8.8	8.8	8.8	8.8	8.8

Photometric test report

Family LITEPOLE 1	Order number: 5XA5413ES14H000032 EAN: 4058352565001	LP number 57851_17
Table of values for luminous intensities		Maximum luminous intensity
		siteco

C-planes	65° 115°	70° 110°	75° 105°	80° 100°	85° 95°	90°	185° 355°	190° 350°	195° 345°	200° 340°	205° 335°	210° 330°	215° 325°
γ	Luminous intensity in cd/klm												
0,0°	1.8	1.8	1.8	1.8	1.8	1.8	1.8	1.8	1.8	1.8	1.8	1.8	1.8
2,5°	2.2	2.5	2.5	2.2	2.2	2.5	1.6	1.6	1.6	1.9	1.6	1.6	1.9
5,0°	8.8	8.8	8.8	9.1	9.1	8.8	3.1	2.5	2.5	2.2	2.2	2.2	2.2
7,5°	26.8	29.6	32.1	34.0	34.6	35.9	10.1	7.6	5.7	4.7	3.5	3.5	2.8
10,0°	54.8	54.8	54.2	52.9	52.0	51.6	22.7	23.6	21.7	18.9	13.2	8.5	5.0
12,5°	84.4	95.7	99.2	105.2	107.4	111.5	33.1	29.0	24.9	22.0	24.6	27.4	25.5
15,0°	126.6	138.9	137.6	138.9	137.9	142.3	66.8	61.7	67.4	63.0	53.5	40.0	31.8
17,5°	143.3	158.7	171.0	183.9	192.1	199.0	74.0	69.0	75.6	72.7	75.3	66.1	56.4
20,0°	178.9	184.2	194.3	206.2	211.6	217.3	110.2	93.8	91.6	89.7	69.3	66.8	60.5
22,5°	200.3	208.5	211.0	222.9	228.9	236.2	96.7	92.3	89.7	88.2	79.7	59.8	46.3
25,0°	217.3	219.8	225.1	231.4	232.7	235.5	123.1	123.4	117.5	121.2	92.3	66.8	48.2
27,5°	241.8	244.0	240.6	246.2	247.8	248.1	126.9	109.9	95.4	99.5	92.3	75.3	54.8
30,0°	265.1	262.3	256.6	259.5	262.6	264.5	143.0	138.5	120.3	123.4	100.4	75.6	48.8
32,5°	284.3	282.8	271.4	273.6	274.9	273.9	154.9	143.0	125.6	112.1	97.6	80.0	59.2
35,0°	302.6	305.8	291.6	286.2	288.4	290.3	183.3	152.7	130.7	127.5	94.1	78.7	69.6
37,5°	322.8	325.9	304.8	300.1	302.9	304.8	199.0	168.5	141.1	129.1	89.1	70.5	72.1
40,0°	343.5	334.1	311.7	310.5	313.0	316.1	211.3	184.8	149.3	129.7	77.1	67.1	73.1
42,5°	361.5	340.7	317.1	317.4	321.5	325.6	238.7	193.3	155.9	120.3	66.1	65.8	74.6
45,0°	377.5	342.3	322.1	324.3	329.1	331.9	273.0	209.4	157.4	109.3	62.0	69.3	77.5
47,5°	377.5	337.9	325.6	326.8	331.3	335.0	279.6	212.2	159.3	93.2	56.7	69.9	78.7
50,0°	364.3	330.9	320.2	324.3	329.7	333.1	281.8	218.2	155.2	80.0	56.7	67.4	75.6
52,5°	346.4	312.0	309.5	316.1	322.4	326.2	281.8	211.6	150.2	63.3	53.2	62.0	69.6
55,0°	324.0	290.0	288.4	299.1	309.5	314.9	285.3	211.6	135.1	58.3	49.8	58.3	67.7
57,5°	294.4	260.4	260.4	273.3	287.2	294.7	264.2	182.9	102.3	52.0	48.2	54.5	64.2
60,0°	263.9	228.9	219.5	236.2	254.1	262.6	215.1	148.6	74.6	49.4	43.5	48.5	59.2
62,5°	225.5	192.1	179.2	189.2	206.6	219.2	165.9	114.6	52.9	45.3	40.9	41.9	51.6
65,0°	189.9	153.3	140.8	142.6	152.4	159.3	132.3	87.2	52.0	45.0	39.4	38.7	45.0
67,5°	152.7	111.5	98.2	99.8	104.2	103.3	124.4	78.4	59.5	50.1	40.6	36.2	37.8
70,0°	122.8	85.3	63.0	61.4	64.2	64.2	141.4	85.3	66.4	51.0	40.9	37.2	36.2
72,5°	95.7	66.4	39.7	36.2	36.2	38.4	135.4	81.6	60.8	46.6	42.2	38.7	35.6
75,0°	74.0	45.7	29.0	24.9	23.9	23.9	86.9	63.9	50.7	39.0	38.7	38.1	33.4
77,5°	55.7	24.9	20.8	18.6	17.6	17.6	67.1	49.4	42.8	35.6	32.7	33.7	28.3
80,0°	26.1	16.1	15.1	15.1	14.5	14.5	49.1	40.6	37.2	32.1	28.0	27.7	21.7
82,5°	13.2	12.0	12.0	12.0	12.3	12.0	31.2	29.9	28.3	23.9	22.0	21.1	17.0
85,0°	11.0	10.7	10.7	10.7	10.7	10.7	17.3	19.2	22.0	21.7	18.9	16.4	13.9
87,5°	10.1	10.1	10.1	10.1	10.1	10.1	13.9	15.1	15.4	14.5	12.9	11.7	10.4
90,0°	9.8	9.8	9.4	9.4	9.4	9.4	9.4	9.1	8.8	8.2	7.6	7.6	6.9
92,5°	9.8	9.4	9.4	9.4	9.4	9.4	8.8	8.8	8.2	7.9	7.6	6.9	6.6
95,0°	9.4	9.4	9.4	9.4	9.4	9.4	8.8	8.2	8.2	7.6	7.6	6.9	6.3
97,5°	9.4	9.4	9.4	9.4	9.4	9.4	8.8	8.2	7.9	7.6	6.9	6.9	6.3
100,0°	9.4	9.4	9.4	9.1	9.4	8.8	8.8	8.2	8.2	7.6	6.9	6.9	6.3
102,5°	9.4	9.1	9.1	9.1	8.8	8.2	8.8	8.2	7.9	7.6	6.9	6.9	6.3
105,0°	9.1	8.8	9.1	8.8	8.8	7.6	8.2	8.2	7.9	7.6	6.9	6.9	6.3
107,5°	8.8	8.8	8.8	8.8	8.8	6.9	8.2	8.2	7.6	7.6	6.9	6.9	6.3
110,0°	8.8	8.8	8.8	8.8	8.2	6.9	8.2	8.2	7.6	7.6	6.9	6.9	6.3
112,5°	8.8	8.8	8.8	8.8	7.9	6.3	8.2	8.2	7.6	7.6	6.9	6.9	6.3

Photometric test report

Family LITEPOLE 1	Order number: 5XA5413ES14H000032 EAN: 4058352565001	LP number 57851_17
Table of values for luminous intensities		Maximum luminous intensity
		sitEco

C-planes	220° 320°	225° 315°	230° 310°	235° 305°	240° 300°	245° 295°	250° 290°	255° 285°	260° 280°	265° 275°	270°	Phi-zone	Total Phi-zone
γ	Luminous intensity in cd/klm											Luminous flux in lm/klm	
0,0°	1.8	1.8	1.8	1.8	1.8	1.8	1.8	1.8	1.8	1.8	1.8	0.0	0.0
2,5°	1.9	2.2	2.2	2.2	2.2	2.2	2.2	1.9	1.9	1.9	1.9	0.0	0.0
5,0°	2.2	2.2	2.2	2.2	2.2	2.2	2.2	1.9	1.9	1.6	1.9	0.1	0.1
7,5°	2.8	2.5	2.2	2.5	2.2	2.2	2.2	1.9	1.9	1.9	1.9	0.4	0.6
10,0°	3.8	3.1	2.8	2.5	2.2	2.2	2.2	1.9	1.9	1.9	1.9	1.1	1.7
12,5°	18.9	11.7	6.3	3.8	3.1	2.8	2.2	1.9	2.2	1.9	1.9	2.7	4.4
15,0°	23.3	26.8	25.2	22.7	16.7	7.6	3.8	2.8	2.2	2.2	1.9	4.6	9.0
17,5°	37.8	26.1	16.4	16.1	15.7	15.1	10.4	12.0	7.9	3.8	2.5	7.1	16.1
20,0°	36.2	27.7	23.9	22.4	20.2	13.2	6.9	10.1	15.7	18.3	17.0	10.0	26.1
22,5°	29.9	23.3	22.0	19.2	18.9	18.3	17.3	17.9	17.6	17.0	17.6	11.9	38.0
25,0°	29.6	20.8	18.3	18.3	18.3	18.3	18.9	19.5	23.9	27.1	27.7	14.5	52.5
27,5°	32.1	25.8	22.0	20.5	19.5	20.2	23.0	21.7	20.8	23.0	25.8	16.9	69.4
30,0°	35.0	31.8	27.1	23.9	21.4	22.7	26.8	25.8	23.6	23.6	22.7	20.3	89.7
32,5°	53.5	45.3	33.1	26.5	23.0	23.3	24.6	23.3	21.1	22.0	21.4	23.5	113.2
35,0°	72.1	60.8	48.5	40.9	35.3	31.2	28.0	27.1	22.7	22.4	20.8	27.5	140.7
37,5°	77.1	65.5	56.0	50.1	44.1	40.9	38.1	33.7	29.0	28.3	27.1	31.7	172.5
40,0°	77.5	66.4	57.0	50.7	45.7	41.2	40.6	38.4	35.9	37.2	35.9	35.3	207.7
42,5°	77.5	66.4	58.3	52.3	48.2	43.1	41.2	38.4	36.2	37.5	36.5	39.0	246.7
45,0°	80.3	68.6	59.2	52.6	46.9	42.2	39.4	37.2	34.6	35.9	34.6	42.9	289.6
47,5°	80.9	70.5	60.8	53.8	46.9	41.2	38.1	34.3	32.1	33.4	32.7	46.8	336.5
50,0°	77.1	67.7	58.3	52.3	45.3	38.7	35.6	32.7	29.9	30.5	30.2	50.4	386.9
52,5°	72.7	65.8	56.7	50.4	43.8	36.2	32.7	29.6	27.4	27.4	27.1	53.2	440.1
55,0°	70.2	64.9	56.7	49.1	41.2	33.4	29.3	26.1	24.2	24.2	23.9	56.1	496.2
57,5°	65.8	60.8	55.7	46.6	39.4	30.5	25.2	23.0	21.7	21.1	20.8	58.5	554.7
60,0°	60.1	55.7	52.9	44.7	37.5	29.6	21.7	19.5	18.3	18.3	17.6	58.7	613.4
62,5°	53.2	49.4	46.9	46.3	37.8	30.9	18.6	16.7	15.7	15.4	14.5	56.9	670.2
65,0°	45.7	46.9	42.5	45.7	39.4	31.8	17.0	14.5	13.2	13.2	12.6	54.1	724.4
67,5°	41.9	43.8	43.1	46.3	40.6	34.6	16.7	12.3	11.0	11.3	10.7	51.5	775.9
70,0°	39.7	38.1	42.8	43.8	40.3	29.9	17.6	11.0	10.1	10.1	10.1	48.5	824.4
72,5°	35.3	34.6	38.4	38.7	38.1	23.9	17.9	10.7	8.8	8.8	8.8	44.1	868.5
75,0°	32.1	31.5	31.5	30.5	25.8	15.4	13.5	9.8	8.2	7.6	8.2	36.1	904.6
77,5°	25.5	23.9	22.4	23.9	17.0	10.1	8.5	7.6	7.2	6.3	6.3	24.2	928.8
80,0°	18.6	16.4	14.5	15.1	12.9	10.4	8.8	6.9	6.0	5.7	5.7	13.7	942.5
82,5°	14.8	12.0	11.0	10.4	9.8	9.8	7.6	6.3	5.0	5.0	4.4	7.9	950.3
85,0°	11.3	9.8	8.2	7.6	7.2	7.2	5.7	5.0	5.0	4.4	4.4	4.3	954.7
87,5°	9.4	7.9	6.9	6.3	6.0	5.4	4.4	4.4	4.4	4.1	3.8	3.0	957.7
90,0°	6.3	6.3	5.7	5.4	5.0	4.4	4.4	4.4	3.8	3.8	3.8	2.2	959.9
92,5°	6.3	6.0	5.7	5.0	5.0	4.4	4.4	4.4	3.8	3.8	3.8	2.2	962.1
95,0°	6.3	5.7	5.7	5.0	5.0	4.4	4.4	4.4	3.8	3.8	3.8	2.1	964.2
97,5°	6.3	5.7	5.7	5.0	5.0	4.4	4.4	4.4	3.8	3.8	3.8	2.1	966.3
100,0°	6.3	5.7	5.7	5.0	5.0	4.4	4.4	4.4	3.8	3.8	3.8	2.1	968.4
102,5°	6.3	5.7	5.7	5.0	5.0	4.4	4.4	4.1	3.8	3.8	3.8	2.0	970.4
105,0°	6.3	5.7	5.7	5.0	5.0	4.4	4.4	4.4	3.8	3.8	3.1	2.0	972.4
107,5°	6.3	5.7	5.7	5.0	5.0	4.7	4.4	4.1	3.8	3.8	3.1	1.9	974.3
110,0°	6.3	5.7	5.7	5.0	5.0	4.7	4.4	4.4	4.1	3.8	3.1	1.9	976.2
112,5°	6.0	5.7	5.7	5.0	5.0	4.4	4.4	4.4	3.8	3.5	2.5	1.8	978.1

Photometric test report

Family LITEPOLE 1	Order number: 5XA5413ES14H000032 EAN: 4058352565001	LP number 57851_17
------------------------------------	--	-------------------------------------

Table of values for luminous intensities	Maximum luminous intensity	siteco
---	-----------------------------------	---------------

C-planes	0° 180°	5° 175°	10° 170°	15° 165°	20° 160°	25° 155°	30° 150°	35° 145°	40° 140°	45° 135°	50° 130°	55° 125°	60° 120°
γ	Luminous intensity in cd/klm												
115,0°	8.2	8.8	8.8	8.8	8.8	8.8	8.8	8.8	8.8	8.8	8.8	8.8	8.8
117,5°	8.2	8.5	8.8	8.8	8.8	8.8	8.8	8.8	8.8	8.8	8.8	8.8	8.8
120,0°	8.2	8.2	8.2	8.5	8.8	8.8	8.8	8.8	8.8	8.8	8.8	8.8	8.8
122,5°	8.2	8.2	8.2	8.5	8.5	8.5	8.8	8.5	8.5	8.8	8.8	8.5	8.8
125,0°	8.2	8.2	8.2	8.2	8.2	8.2	8.2	8.2	8.2	8.2	8.2	8.2	8.2
127,5°	7.9	8.2	8.2	8.2	8.2	8.2	8.2	8.2	8.2	8.2	8.2	8.2	8.2
130,0°	7.6	7.6	7.9	8.2	8.2	8.2	8.2	8.2	8.2	8.2	8.2	8.2	8.2
132,5°	7.6	7.6	7.6	8.2	8.2	8.2	7.9	8.2	8.2	8.2	8.2	7.9	7.9
135,0°	8.2	7.6	7.6	7.6	7.6	7.6	7.6	7.6	7.6	7.6	7.6	7.6	7.6
137,5°	7.2	7.6	7.6	7.6	7.6	7.6	7.6	7.6	7.6	7.6	7.6	7.6	7.6
140,0°	6.9	6.9	6.9	6.9	7.2	7.6	7.6	7.6	7.6	7.6	7.6	7.6	7.2
142,5°	6.3	6.9	6.9	6.9	6.9	6.9	6.9	6.9	6.9	6.9	6.9	6.9	6.9
145,0°	6.3	6.3	6.3	6.3	6.9	6.9	6.9	6.9	6.9	6.9	6.9	6.9	6.9
147,5°	6.3	6.3	6.3	6.3	6.3	6.3	6.3	6.3	6.3	6.3	6.3	6.3	6.3
150,0°	5.7	5.7	6.0	6.3	6.3	6.3	6.3	6.3	6.3	6.3	6.3	6.3	6.3
165,0°	3.1	3.1	3.1	3.1	3.1	3.1	3.1	3.5	3.5	3.8	3.1	3.1	3.1
180,0°	0.0	0.0	0.0	0.0	0.0	0.0	0.0	0.0	0.0	0.0	0.0	0.0	0.0

Photometric test report

Family LITEPOLE 1	Order number: 5XA5413ES14H000032 EAN: 4058352565001	LP number 57851_17
		siteco

C-planes	65° 115°	70° 110°	75° 105°	80° 100°	85° 95°	90°	185° 355°	190° 350°	195° 345°	200° 340°	205° 335°	210° 330°	215° 325°
γ	Luminous intensity in cd/klm												
115,0°	8.8	8.8	8.8	8.8	6.9	4.4	8.2	8.2	7.6	7.6	6.9	6.9	6.3
117,5°	8.8	8.8	8.8	8.5	6.0	2.5	8.2	7.9	7.6	7.6	6.9	6.9	6.3
120,0°	8.5	8.5	8.8	8.2	5.0	2.5	8.2	8.2	7.6	7.6	6.9	6.9	6.3
122,5°	8.5	8.2	8.5	8.2	4.7	2.5	8.2	7.9	7.6	7.6	6.9	6.9	6.3
125,0°	8.2	8.2	8.2	7.9	4.1	2.5	7.9	7.6	7.6	7.6	6.9	6.9	6.3
127,5°	8.2	8.2	8.2	7.6	4.1	2.5	7.6	7.6	7.6	7.2	6.9	6.9	6.3
130,0°	8.2	8.2	8.2	7.2	4.1	2.5	7.6	7.6	7.2	6.9	6.9	6.3	6.3
132,5°	7.6	7.9	7.6	6.3	3.8	2.5	7.6	7.2	6.9	6.9	6.9	6.3	6.3
135,0°	7.6	7.6	7.6	6.0	3.5	2.5	7.6	6.9	6.9	6.9	6.9	6.3	6.3
137,5°	7.6	7.6	7.2	5.4	3.1	2.5	6.9	6.9	6.9	6.3	6.3	6.3	6.0
140,0°	6.9	7.2	6.9	5.0	3.1	2.5	6.9	6.9	6.3	6.3	6.3	6.0	5.7
142,5°	6.9	6.9	6.3	4.4	3.1	2.5	6.3	6.3	6.3	6.3	6.0	5.7	5.7
145,0°	6.9	6.6	5.7	4.1	3.1	2.5	6.3	6.3	5.7	5.7	5.7	5.7	5.4
147,5°	6.3	6.3	5.0	3.8	3.1	2.5	5.7	5.7	5.7	5.7	5.7	5.0	5.0
150,0°	6.3	5.7	4.4	3.8	2.8	2.5	5.7	5.7	5.7	5.7	5.0	5.0	5.0
165,0°	2.8	2.5	2.5	1.9	1.9	1.9	3.1	3.1	3.1	3.1	3.1	3.1	3.1
180,0°	0.0	0.0	0.0	0.0	0.0	0.0	0.0	0.0	0.0	0.0	0.0	0.0	0.0

C-planes	220° 320°	225° 315°	230° 310°	235° 305°	240° 300°	245° 295°	250° 290°	255° 285°	260° 280°	265° 275°	270°	Phi-zone	Total Phi-zone
γ	Luminous intensity in cd/klm											Luminous flux in lm/klm	
115,0°	6.3	5.7	5.7	5.0	5.0	4.7	4.4	4.4	4.4	3.1	1.9	1.8	979.9
117,5°	6.3	5.7	5.7	5.7	5.0	4.7	4.4	4.4	4.4	3.1	1.9	1.7	981.6
120,0°	6.3	5.7	5.7	5.7	5.0	5.0	4.4	4.4	4.4	3.1	1.9	1.7	983.3
122,5°	6.3	5.7	5.7	5.7	5.0	5.0	4.4	4.4	4.4	2.8	1.9	1.6	984.9
125,0°	6.3	5.7	5.7	5.7	5.0	5.0	4.4	4.4	4.1	3.1	1.9	1.5	986.4
127,5°	6.3	5.7	5.7	5.4	5.0	5.0	4.4	4.4	3.8	3.1	1.9	1.5	987.9
130,0°	6.3	5.7	5.7	5.0	5.0	5.0	4.4	4.4	3.8	3.1	2.5	1.4	989.3
132,5°	6.0	5.7	5.7	5.4	5.0	5.0	4.4	4.4	3.5	2.8	2.5	1.3	990.6
135,0°	5.7	5.7	5.7	5.0	5.0	5.0	4.4	4.4	3.5	2.5	2.5	1.2	991.9
137,5°	5.7	5.7	5.0	5.0	5.0	4.4	4.4	4.1	3.1	2.5	2.5	1.1	993.0
140,0°	5.7	5.4	5.0	5.0	4.4	4.4	4.4	3.8	3.1	2.5	2.5	1.1	994.1
142,5°	5.7	5.0	5.0	5.0	4.4	4.4	4.4	3.8	3.1	2.5	2.5	1.0	995.0
145,0°	5.0	5.0	5.0	4.4	4.4	4.4	4.1	3.1	3.1	2.5	2.5	0.9	995.9
147,5°	5.0	5.0	4.4	4.4	4.4	4.4	3.8	3.1	3.1	2.5	2.5	0.8	996.6
150,0°	5.0	4.4	4.4	4.4	4.4	3.8	3.8	3.1	2.8	2.5	2.5	2.2	998.8
165,0°	2.5	2.5	2.5	2.5	2.5	2.5	2.2	1.9	1.9	1.9	1.9	1.2	1000.0
180,0°	0.0	0.0	0.0	0.0	0.0	0.0	0.0	0.0	0.0	0.0	0.0	0.0	1000.0

Photometric test report

Family LITEPOLE 1	Order number: 5XA5413ES14H000032 EAN: 4058352565001	LP number 57851_17
-----------------------------	--	------------------------------

Dimming levels table	environmental temperature: 25°C	siteco
-----------------------------	---------------------------------	---------------

Luminous flux %	Dimming level linear	Dimming level logarithmic	Luminous flux [lm]	Power consumption [W]	Power consumption [W]	Power consumption [W]
				start of lifetime	end of lifetime	average
100	254	254	1540	14.2	14.6	14.4
95	239	252	1462	13.4	13.8	13.6
90	224	249	1384	12.7	13.1	12.9
85	210	247	1309	12.1	12.4	12.2
80	196	245	1233	11.4	11.7	11.6
75	182	242	1157	10.7	11.0	10.8
70	168	239	1078	10.1	10.2	10.1
65	154	236	999	9.4	9.6	9.5
60	141	232	924	8.8	8.9	8.9
55	128	229	849	8.2	8.4	8.3
50	115	225	772	7.6	7.7	7.6
45	102	221	694	7.0	7.2	7.1
40	89	216	616	6.2	6.4	6.3
35	76	210	537	5.7	5.9	5.8
30	64	204	463	5.0	5.2	5.1
25	51	195	382	4.4	4.5	4.4
24	49	194	369	4.3	4.4	4.4