
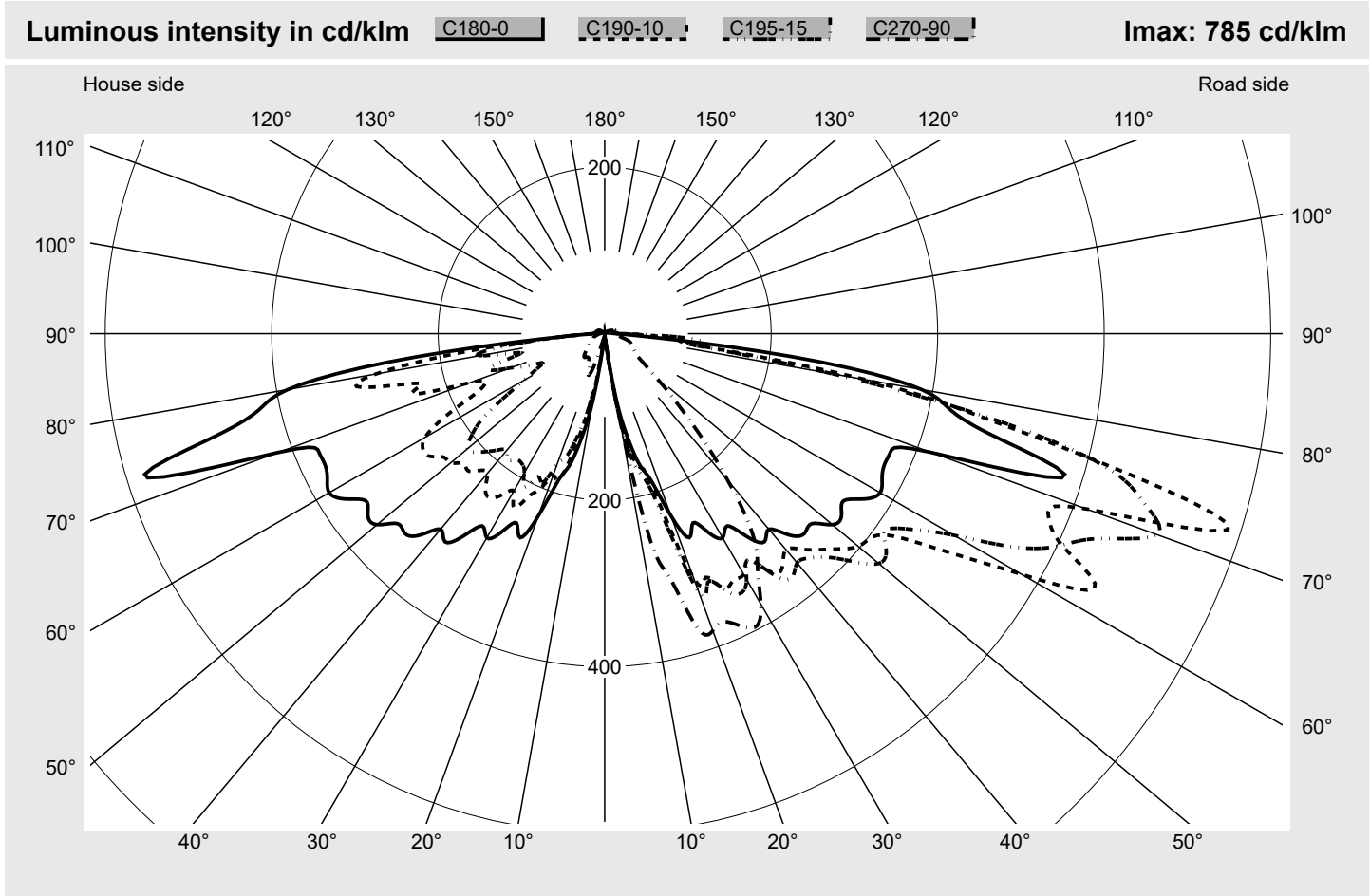


Photometric test report

Family LITEPOLE 2 	Order number: 5XA5425FF14H EAN: 4058352636558	LP number 58893_27
	Version post-top- or mounting to wall arm Optic direct, asymmetric extremely wide distribution P100011 Cover cover transparent, PMMA Lamps LED 3000 K CRI ≥ 70 Controlgear ECG SITECO iQ Rated values Net luminous flux = 1520 lm Power consumption = 10.5 W Luminous efficacy = 144.8 lm/W	serial documentation 08.07.2022



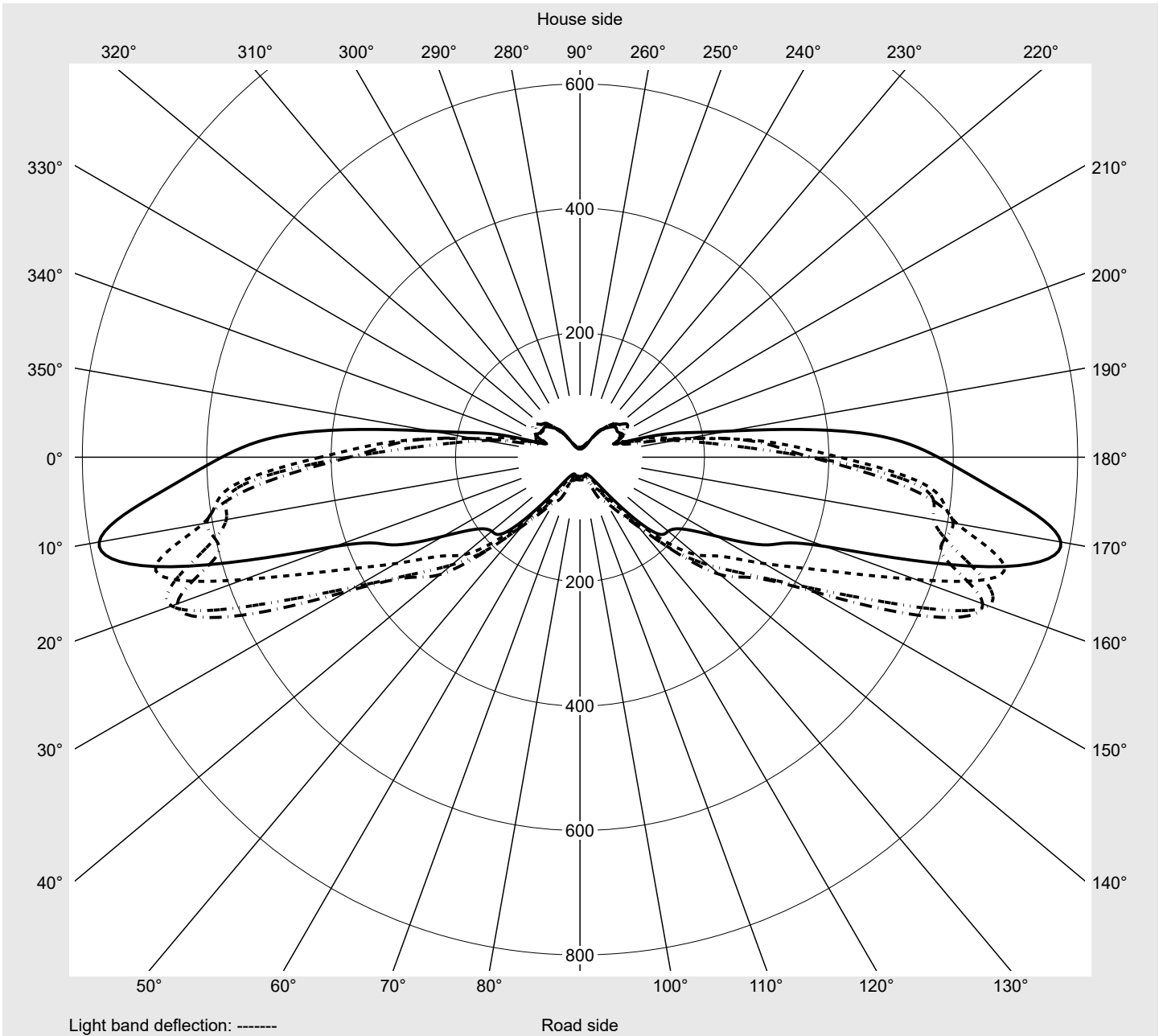
Luminaire output ratios	
Eta	100.0%
Eta 0° - 90°	96.3%
Eta 90° - 180°	3.7%
Measurement conditions	
DIN EN 13032 and DIN 5032	

Luminous intensity class acc. to EN13201-2	
Class:	---
Imax 70°	706.0
Imax 80°	386.5
Imax 90°	16.1
Imax >90°	15.2
Imax >95°	14.3

Photometric test report

Family LITEPOLE 2	Order number: 5XA5425FF14H EAN: 4058352636558	LP number 58893_27
------------------------------------	--	-------------------------------------

Envelope curve in cd/klm **KMK 72.5°** **KMK 70°** **KMK 67.5°** **KMK 65°** **siteco**



Photometric test report

Family LITEPOLE 2	Order number: 5XA5425FF14H EAN: 4058352636558	LP number 58893_27
------------------------------------	--	-------------------------------------



Table of values for luminous intensities Maximum luminous intensity

C-planes	0° 180°	5° 175°	10° 170°	15° 165°	20° 160°	25° 155°	30° 150°	35° 145°	40° 140°	45° 135°	50° 130°	55° 125°	60° 120°
γ	Luminous intensity in cd/klm												
0,0°	9.6	9.6	9.6	9.6	9.6	9.6	9.6	9.6	9.6	9.6	9.6	9.6	9.6
2,5°	9.3	9.3	9.3	9.3	9.3	9.3	9.3	9.6	9.6	9.9	9.9	9.9	10.2
5,0°	9.9	10.2	10.2	10.5	10.5	10.9	11.2	11.2	11.2	11.5	11.8	12.1	12.1
7,5°	14.0	16.1	18.3	20.5	22.3	23.9	25.7	28.8	29.5	31.3	30.7	31.6	31.3
10,0°	81.3	90.3	98.0	103.3	107.0	108.3	105.5	106.4	103.0	103.9	99.9	105.2	106.4
12,5°	128.4	129.4	148.9	157.3	159.8	157.3	150.1	156.0	160.1	170.0	165.6	182.4	208.8
15,0°	164.1	157.0	166.6	177.7	158.8	173.7	208.8	211.9	217.4	248.2	248.8	295.3	311.1
17,5°	184.6	184.3	197.9	224.3	258.1	304.9	300.9	320.7	331.9	332.5	334.1	347.4	333.5
20,0°	233.0	271.7	313.6	331.6	317.6	328.8	342.8	332.5	376.0	365.1	368.2	372.5	376.6
22,5°	265.2	296.9	317.0	323.5	307.7	322.9	338.4	335.3	395.8	382.5	395.8	396.7	395.5
25,0°	250.9	294.4	337.5	339.0	333.5	337.5	338.1	335.3	397.4	375.6	387.4	385.9	389.9
27,5°	268.9	307.1	334.4	352.1	344.9	357.3	349.0	340.6	410.4	366.0	386.8	384.0	378.8
30,0°	283.2	309.9	333.8	340.9	349.0	365.4	357.0	344.6	389.0	352.7	364.5	363.9	365.1
32,5°	273.9	301.5	322.3	321.4	325.1	342.5	347.1	336.9	376.3	341.8	342.1	344.9	336.9
35,0°	297.5	335.6	350.5	353.6	348.4	344.6	337.8	329.7	362.3	334.7	315.2	311.4	290.7
37,5°	315.2	341.2	351.1	369.4	370.7	365.7	350.8	335.3	359.2	330.0	301.8	283.2	258.4
40,0°	306.8	335.0	338.7	359.5	372.2	370.1	359.8	348.7	349.9	321.7	283.2	247.5	226.4
42,5°	328.2	343.4	351.5	365.4	372.9	369.8	359.8	334.7	327.9	296.9	262.4	221.2	210.3
45,0°	339.4	360.1	367.0	380.0	374.7	364.5	346.8	314.5	308.6	268.9	238.2	192.9	184.6
47,5°	337.8	371.0	382.8	405.4	380.0	371.0	346.2	309.6	304.3	250.3	214.7	182.1	169.7
50,0°	357.0	406.4	397.7	429.6	404.8	404.2	359.5	306.8	298.4	225.2	180.2	169.7	158.2
52,5°	358.6	432.7	402.9	426.2	425.3	433.0	385.3	313.0	291.6	208.5	151.7	150.8	142.4
55,0°	350.2	440.8	424.3	412.3	424.3	431.8	384.0	309.9	286.6	206.6	148.6	143.9	131.2
57,5°	369.8	439.9	487.9	437.7	424.3	425.3	368.5	313.0	287.6	203.8	154.5	133.7	111.1
60,0°	382.2	466.2	578.5	484.5	455.4	466.2	366.3	313.9	282.6	199.5	158.5	118.8	94.3
62,5°	375.6	496.3	663.2	555.6	575.4	547.2	384.0	330.7	294.4	199.1	161.3	112.6	94.6
65,0°	371.0	520.8	609.2	603.0	688.9	601.5	430.2	337.5	293.1	212.8	145.5	107.6	83.8
67,5°	371.6	550.6	577.3	643.3	698.9	556.5	416.0	327.9	269.3	209.7	141.1	98.0	62.3
70,0°	417.2	565.5	615.4	706.0	574.8	429.9	341.8	277.9	243.8	188.0	123.1	82.5	47.8
72,5°	575.7	682.4	784.8	680.3	419.4	333.5	254.4	201.3	185.2	172.2	109.5	59.6	39.1
75,0°	494.5	544.1	651.7	626.9	398.6	272.0	175.9	134.0	134.3	134.3	96.2	53.7	31.6
77,5°	426.2	382.8	466.2	485.1	282.0	177.1	128.4	119.4	98.6	75.4	49.0	33.2	23.6
80,0°	386.5	333.5	318.9	278.6	192.9	126.9	98.3	97.7	69.5	47.8	34.4	24.8	19.9
82,5°	263.0	191.4	121.0	112.3	104.8	85.3	76.6	62.7	32.3	23.6	24.8	21.1	18.3
85,0°	85.6	72.3	94.0	115.1	89.0	67.3	54.3	42.5	22.6	18.3	16.8	17.1	17.1
87,5°	27.3	39.1	59.9	84.7	65.8	39.1	35.7	27.3	18.6	16.4	16.1	16.1	16.1
90,0°	14.0	14.9	15.5	16.1	15.8	15.2	15.5	15.2	15.2	15.2	15.5	15.2	15.5
92,5°	12.7	13.3	14.3	14.3	14.3	14.6	14.9	14.9	14.6	14.9	14.9	14.9	14.9
95,0°	12.1	12.7	13.3	13.6	13.6	14.0	14.3	14.3	14.3	14.3	14.3	14.3	14.6
97,5°	11.5	12.1	12.7	13.0	13.3	13.3	13.6	13.6	13.6	13.6	13.6	14.0	14.3
100,0°	10.9	11.8	12.1	12.7	12.7	12.7	13.0	13.3	13.3	13.3	13.3	13.3	13.6
102,5°	10.5	11.2	11.5	12.1	12.1	12.4	12.7	12.7	12.7	12.7	13.0	13.0	13.3
105,0°	10.2	10.5	11.5	11.5	11.8	12.1	12.1	12.1	12.4	12.7	12.7	12.7	12.7
107,5°	9.9	10.5	10.9	10.9	11.5	11.5	11.5	12.1	12.1	12.1	12.1	12.1	12.4
110,0°	9.3	9.9	10.2	10.9	10.9	11.2	11.5	11.5	11.5	11.8	12.1	12.1	12.1
112,5°	9.3	9.6	10.2	10.2	10.5	10.9	10.9	11.2	11.2	11.5	11.5	11.8	11.8

Photometric test report

Family LITEPOLE 2	Order number: 5XA5425FF14H EAN: 4058352636558	LP number 58893_27
Table of values for luminous intensities		Maximum luminous intensity
siteco		

C-planes	65° 115°	70° 110°	75° 105°	80° 100°	85° 95°	90°	185° 355°	190° 350°	195° 345°	200° 340°	205° 335°	210° 330°	215° 325°
γ	Luminous intensity in cd/klm												
0,0°	9.6	9.6	9.6	9.6	9.6	9.6	9.6	9.6	9.6	9.6	9.6	9.6	9.6
2,5°	10.2	10.2	10.2	10.5	10.5	10.5	9.3	9.3	9.3	9.3	9.0	9.3	9.3
5,0°	12.4	12.7	13.0	13.3	13.3	13.6	9.9	9.9	9.6	9.3	9.3	9.3	9.6
7,5°	30.7	30.7	29.5	28.5	28.5	27.9	12.4	11.2	10.5	9.9	9.9	9.9	9.9
10,0°	110.4	113.2	109.8	109.2	110.7	106.7	68.9	59.6	48.7	38.5	27.0	19.5	13.3
12,5°	215.3	222.7	242.0	251.3	259.9	256.8	109.2	100.2	96.2	96.8	99.6	68.9	54.0
15,0°	311.7	322.9	328.5	319.5	322.9	304.6	144.6	149.2	129.4	129.0	121.6	128.7	95.5
17,5°	339.7	349.6	361.7	375.6	380.0	371.0	167.2	184.6	156.0	143.0	129.0	107.0	105.8
20,0°	389.3	389.0	387.4	378.4	385.9	379.7	184.9	181.5	166.6	137.7	109.2	103.9	104.2
22,5°	401.7	399.5	385.6	378.1	385.3	374.7	204.4	201.3	193.6	157.6	135.6	128.1	125.3
25,0°	387.1	381.5	385.0	389.9	401.1	387.7	219.9	215.6	189.8	145.5	122.8	125.0	118.2
27,5°	360.4	369.4	383.7	394.6	408.8	395.8	264.3	235.7	207.8	153.9	134.0	133.4	119.7
30,0°	342.8	354.9	368.5	371.3	383.1	375.3	261.5	219.0	193.3	158.2	141.5	135.6	124.7
32,5°	319.2	329.7	338.4	342.1	348.0	342.5	269.6	229.5	185.2	160.4	151.7	139.9	115.4
35,0°	285.1	299.3	304.9	311.1	322.3	318.3	283.8	240.4	184.9	160.1	149.8	132.1	103.0
37,5°	257.8	270.2	274.8	277.3	283.5	281.0	291.9	235.4	190.8	170.3	149.5	107.3	101.7
40,0°	233.3	239.8	237.9	234.2	233.3	229.5	289.7	219.3	183.3	170.6	128.7	89.3	99.3
42,5°	215.9	217.4	206.3	195.4	187.4	181.2	311.7	223.0	189.5	182.1	99.9	83.1	94.9
45,0°	182.4	187.4	173.7	156.0	145.2	136.5	322.6	232.6	200.4	163.8	72.9	80.0	90.6
47,5°	152.0	154.8	142.1	122.5	110.4	104.2	326.0	230.5	210.6	124.1	67.3	77.2	85.9
50,0°	134.6	125.9	113.2	95.2	82.8	76.9	347.7	241.6	215.3	85.3	67.9	75.4	83.4
52,5°	121.9	107.0	93.4	76.0	67.3	60.8	351.1	243.8	201.9	77.9	69.5	75.1	80.3
55,0°	105.5	88.7	77.5	62.7	55.8	49.6	352.1	256.8	180.5	81.0	77.2	76.6	78.2
57,5°	91.8	73.2	63.3	50.9	45.3	44.7	360.1	258.7	144.2	85.6	85.3	77.9	80.7
60,0°	81.6	60.2	53.4	43.4	41.6	41.6	370.4	249.1	112.3	85.0	88.4	82.2	85.3
62,5°	68.9	48.7	43.4	39.4	38.8	39.1	349.0	216.5	92.4	81.0	83.1	85.9	92.7
65,0°	72.9	46.2	38.5	36.6	36.6	36.6	284.8	172.5	82.8	73.8	78.2	85.0	92.4
67,5°	55.5	39.1	35.1	34.4	34.7	34.7	231.4	155.1	101.7	73.2	71.7	78.8	85.9
70,0°	35.1	34.4	31.3	32.6	32.9	33.5	295.0	171.8	120.4	62.3	67.6	74.1	75.1
72,5°	31.6	28.5	29.2	30.4	30.4	31.0	450.4	240.7	145.2	64.2	73.2	76.6	72.9
75,0°	24.8	24.8	25.7	26.7	26.7	26.7	478.6	230.5	124.7	53.0	60.2	66.7	66.1
77,5°	22.6	22.6	23.0	23.3	22.3	21.1	411.6	298.1	105.5	48.1	58.9	61.1	61.1
80,0°	20.8	20.8	20.5	19.9	19.2	18.6	227.4	279.2	152.0	49.0	53.0	55.5	56.1
82,5°	18.6	18.9	18.6	17.7	17.4	17.4	154.8	175.0	130.9	42.8	44.4	46.2	41.3
85,0°	17.4	17.4	17.1	17.1	16.8	16.8	108.3	68.2	69.2	37.8	34.7	32.3	32.0
87,5°	16.1	16.1	16.1	15.8	16.1	16.1	47.5	25.1	32.9	27.0	27.0	28.5	27.0
90,0°	15.5	15.2	15.2	15.2	15.2	15.5	13.6	13.6	14.0	14.3	14.0	13.6	12.1
92,5°	14.9	14.9	14.9	15.2	14.9	14.9	12.4	12.4	11.5	11.2	10.5	9.9	9.3
95,0°	14.6	14.6	14.6	14.6	14.6	14.9	11.8	11.5	10.9	10.5	9.9	9.3	8.7
97,5°	14.0	14.0	14.0	14.3	14.3	14.3	11.2	10.9	10.5	10.2	9.6	8.7	8.7
100,0°	13.6	14.0	14.0	13.6	13.6	13.6	10.9	10.9	10.2	9.6	9.3	8.7	8.1
102,5°	13.3	13.3	13.3	13.3	13.6	13.0	10.2	10.2	9.9	9.3	8.7	8.4	8.1
105,0°	12.7	13.0	13.0	13.0	13.0	13.0	10.2	9.6	9.3	9.0	8.4	8.1	7.4
107,5°	12.7	12.7	12.7	12.7	13.0	13.0	9.6	9.6	9.0	8.7	8.1	7.4	7.4
110,0°	12.1	12.4	12.4	12.4	12.4	12.4	9.0	9.0	8.7	8.4	8.1	7.4	7.1
112,5°	11.8	11.8	12.1	12.4	12.4	12.4	9.0	8.7	8.4	8.1	7.4	7.1	6.8

Photometric test report

Family LITEPOLE 2	Order number: 5XA5425FF14H EAN: 4058352636558	LP number 58893_27
Table of values for luminous intensities		Maximum luminous intensity
		sitEco

C-planes	220° 320°	225° 315°	230° 310°	235° 305°	240° 300°	245° 295°	250° 290°	255° 285°	260° 280°	265° 275°	270°	Phi-zone	Total Phi-zone
γ	Luminous intensity in cd/klm											Luminous flux in lm/klm	
0,0°	9.6	9.6	9.6	9.6	9.6	9.6	9.6	9.6	9.6	9.6	9.6	0.0	0.0
2,5°	9.3	9.3	9.6	9.6	9.6	9.6	9.6	9.6	9.6	9.9	9.9	0.1	0.1
5,0°	9.6	9.6	9.6	9.6	9.6	9.6	9.6	9.6	9.6	9.6	9.9	0.3	0.4
7,5°	9.9	9.6	9.6	9.6	9.6	9.6	9.6	9.6	9.6	9.6	9.3	0.7	1.0
10,0°	11.8	10.9	10.5	10.2	9.9	9.6	9.6	9.6	9.6	9.6	9.3	3.1	4.1
12,5°	44.7	36.9	25.7	18.0	15.5	10.5	9.9	9.6	9.6	9.6	9.3	6.9	11.0
15,0°	77.5	65.5	56.8	43.1	34.7	35.4	23.0	21.7	14.0	12.1	10.5	11.4	22.4
17,5°	81.0	82.5	92.1	75.7	59.9	58.9	42.5	37.2	39.1	36.9	34.1	16.6	39.1
20,0°	80.0	73.2	75.1	91.2	67.0	60.8	54.9	55.8	54.9	50.6	51.5	21.2	60.2
22,5°	109.8	88.1	79.7	71.0	70.4	56.8	53.4	54.0	53.0	53.0	51.5	24.7	84.9
25,0°	98.6	77.9	69.5	54.6	51.5	53.4	51.5	49.9	46.5	45.9	42.8	27.0	111.9
27,5°	96.5	73.2	56.5	50.6	49.6	50.6	48.1	44.4	42.5	43.1	42.8	30.0	141.9
30,0°	85.9	63.9	61.1	56.5	54.0	52.7	47.5	45.3	41.6	39.1	38.5	31.7	173.6
32,5°	76.6	69.8	67.0	64.2	61.1	57.1	47.8	42.8	40.3	36.6	35.4	32.7	206.3
35,0°	92.1	87.2	77.5	70.1	64.2	56.8	49.0	43.7	39.7	36.6	34.7	34.4	240.7
37,5°	99.0	94.6	86.5	80.0	71.3	62.7	51.8	43.7	39.4	36.9	35.4	36.0	276.8
40,0°	95.5	91.2	83.8	76.9	69.2	60.5	50.3	43.7	40.6	38.5	37.2	36.0	312.8
42,5°	92.1	85.6	77.5	71.0	63.6	57.1	46.8	41.9	39.1	38.2	36.6	36.4	349.2
45,0°	88.7	83.8	75.7	68.6	60.5	51.8	42.8	38.5	35.7	34.1	33.5	36.1	385.3
47,5°	85.3	81.0	72.9	65.8	56.8	48.1	39.1	34.1	31.6	31.3	30.4	36.2	421.5
50,0°	83.4	79.4	71.3	62.0	52.7	42.8	34.4	30.7	29.2	28.2	27.3	36.9	458.4
52,5°	79.4	75.7	68.9	59.6	48.4	39.7	31.3	27.3	25.4	25.1	24.2	37.5	495.9
55,0°	76.3	72.0	67.0	55.8	44.7	36.3	28.2	25.4	23.3	22.6	22.3	37.9	533.8
57,5°	76.6	70.1	65.5	52.1	41.3	33.2	25.7	23.0	21.4	20.8	20.5	38.8	572.6
60,0°	74.8	69.5	64.2	48.7	37.5	30.4	23.9	21.1	19.5	18.9	18.6	40.6	613.2
62,5°	79.4	74.1	62.7	46.5	34.1	27.9	22.0	19.9	18.3	17.7	17.4	43.6	656.9
65,0°	81.9	77.2	61.4	45.3	30.7	25.1	20.5	18.3	17.1	16.4	16.1	45.0	701.9
67,5°	81.9	75.4	61.1	42.8	27.3	22.6	18.9	17.1	15.8	15.2	14.9	44.5	746.4
70,0°	74.4	75.4	58.3	44.4	28.2	20.5	17.4	15.8	14.6	14.3	14.3	43.2	789.5
72,5°	74.8	68.2	60.2	50.3	28.8	18.9	16.1	14.6	13.3	13.3	13.0	44.7	834.2
75,0°	69.2	58.0	48.4	38.2	23.6	17.4	14.9	13.3	12.7	12.1	11.8	38.9	873.1
77,5°	62.7	46.2	41.9	26.1	19.2	15.2	13.3	12.1	11.2	10.5	10.5	31.1	904.1
80,0°	49.9	37.8	28.8	21.4	17.4	14.0	12.1	10.9	9.9	9.3	9.3	24.2	928.4
82,5°	34.4	27.0	22.6	21.1	16.8	13.0	11.5	9.9	8.7	8.7	8.1	15.5	943.8
85,0°	25.7	22.3	19.9	19.5	15.8	12.1	10.2	8.7	8.1	7.4	7.4	10.2	954.0
87,5°	21.7	18.9	16.8	15.8	13.0	9.9	8.7	7.4	7.1	6.8	6.8	6.8	960.8
90,0°	11.2	9.6	9.3	9.3	7.8	6.5	5.9	5.9	5.6	5.6	5.6	3.5	964.3
92,5°	8.7	8.1	7.4	6.8	6.2	5.6	5.6	5.0	5.0	5.0	5.0	3.1	967.4
95,0°	8.1	7.8	7.1	6.8	6.2	5.6	5.3	5.0	5.0	5.0	5.0	3.0	970.5
97,5°	8.1	7.4	6.8	6.2	6.2	5.6	5.3	5.0	5.0	4.7	5.0	2.9	973.3
100,0°	7.8	7.4	6.8	6.2	5.9	5.6	5.0	5.0	5.0	4.7	5.0	2.8	976.1
102,5°	7.4	6.8	6.8	6.2	5.6	5.6	5.0	5.0	4.7	4.3	4.3	2.7	978.8
105,0°	7.4	6.8	6.2	6.2	5.6	5.0	5.0	4.7	4.3	4.3	4.3	2.5	981.3
107,5°	6.8	6.8	6.2	5.6	5.6	5.0	5.0	4.7	4.3	4.3	4.3	2.4	983.8
110,0°	6.8	6.2	5.9	5.6	5.0	5.0	5.0	4.3	4.3	4.3	4.3	2.3	986.1
112,5°	6.2	6.2	5.6	5.6	5.0	5.0	4.3	4.3	4.3	4.3	4.3	2.2	988.3

Photometric test report

Family LITEPOLE 2	Order number: 5XA5425FF14H EAN: 4058352636558	LP number 58893_27
Table of values for luminous intensities		Maximum luminous intensity
		siteco


C-planes	0° 180°	5° 175°	10° 170°	15° 165°	20° 160°	25° 155°	30° 150°	35° 145°	40° 140°	45° 135°	50° 130°	55° 125°	60° 120°
γ	Luminous intensity in cd/klm												
115,0°	8.7	9.0	9.6	9.9	10.2	10.5	10.5	10.9	10.9	11.2	11.2	11.2	11.5
117,5°	8.4	9.0	9.3	9.6	9.9	9.9	10.2	10.2	10.5	10.5	10.9	11.2	11.2
120,0°	7.8	8.4	8.7	9.0	9.3	9.3	9.6	9.9	9.9	9.9	10.5	10.5	10.5
122,5°	7.1	7.4	8.1	8.1	8.4	8.7	8.7	8.7	9.3	9.3	9.3	9.6	9.9
125,0°	5.6	6.2	6.5	6.5	6.5	6.8	7.1	7.1	7.1	7.4	7.4	7.8	7.8
127,5°	4.0	4.3	4.3	4.7	4.7	4.7	4.7	4.7	4.7	4.7	5.0	5.3	5.3
130,0°	2.8	2.8	2.8	2.8	2.8	2.8	2.8	2.8	2.8	2.8	3.1	2.8	3.1
132,5°	2.5	2.5	2.5	2.5	2.5	2.5	2.5	2.5	2.5	2.5	2.5	2.5	2.5
135,0°	1.9	1.9	1.9	2.2	2.2	1.9	1.9	1.9	1.9	1.9	1.9	1.9	1.9
137,5°	1.6	1.6	1.9	1.9	1.9	1.9	1.6	1.6	1.6	1.6	1.6	1.6	1.6
140,0°	1.2	1.2	1.2	1.2	1.2	1.2	1.2	1.2	1.2	1.2	0.9	0.9	1.2
142,5°	0.9	0.9	0.6	0.9	0.9	0.9	0.6	0.6	0.6	0.6	0.6	0.6	0.6
145,0°	0.0	0.0	0.0	0.0	0.0	0.0	0.0	0.0	0.0	0.0	0.0	0.0	0.0
147,5°	0.0	0.0	0.0	0.0	0.0	0.0	0.0	0.0	0.0	0.0	0.0	0.0	0.0
150,0°	0.0	0.0	0.0	0.0	0.0	0.0	0.0	0.0	0.0	0.0	0.0	0.0	0.0
152,5°	0.0	0.0	0.0	0.0	0.0	0.0	0.0	0.0	0.0	0.0	0.0	0.0	0.0
155,0°	0.0	0.0	0.0	0.0	0.0	0.0	0.0	0.0	0.0	0.0	0.0	0.0	0.0
157,5°	0.0	0.0	0.0	0.0	0.0	0.0	0.0	0.0	0.0	0.0	0.0	0.0	0.0
160,0°	0.0	0.0	0.0	0.0	0.0	0.0	0.0	0.0	0.0	0.0	0.0	0.0	0.0
162,5°	0.0	0.0	0.0	0.0	0.0	0.0	0.0	0.0	0.0	0.0	0.0	0.0	0.0
165,0°	0.0	0.0	0.0	0.0	0.0	0.0	0.0	0.0	0.0	0.0	0.0	0.0	0.0
167,5°	0.0	0.0	0.0	0.0	0.0	0.0	0.0	0.0	0.0	0.0	0.0	0.0	0.0
170,0°	0.0	0.0	0.0	0.0	0.0	0.0	0.0	0.0	0.0	0.0	0.0	0.0	0.0
172,5°	0.0	0.0	0.0	0.0	0.0	0.0	0.0	0.0	0.0	0.0	0.0	0.0	0.0
175,0°	0.0	0.0	0.0	0.0	0.0	0.0	0.0	0.0	0.0	0.0	0.0	0.0	0.0
177,5°	0.0	0.0	0.0	0.0	0.0	0.0	0.0	0.0	0.0	0.0	0.0	0.0	0.0
180,0°	0.0	0.0	0.0	0.0	0.0	0.0	0.0	0.0	0.0	0.0	0.0	0.0	0.0

Photometric test report

Family LITEPOLE 2	Order number: 5XA5425FF14H EAN: 4058352636558	LP number 58893_27
Table of values for luminous intensities		Maximum luminous intensity
		siteco

C-planes	65° 115°	70° 110°	75° 105°	80° 100°	85° 95°	90°	185° 355°	190° 350°	195° 345°	200° 340°	205° 335°	210° 330°	215° 325°
γ	Luminous intensity in cd/klm												
115,0°	11.8	11.8	11.8	11.8	11.8	11.8	8.4	8.4	8.1	7.4	7.4	6.8	6.8
117,5°	11.2	11.5	11.5	11.8	11.8	11.8	8.4	8.1	7.4	7.4	6.8	6.8	6.2
120,0°	10.5	11.2	11.2	11.2	11.2	11.2	7.8	7.4	7.1	6.8	6.8	6.2	6.2
122,5°	9.9	9.9	9.9	10.2	10.2	9.9	6.8	6.8	6.5	6.2	5.9	5.6	5.3
125,0°	7.8	8.1	8.1	8.1	8.1	8.1	5.6	5.3	5.3	5.0	4.7	4.7	4.3
127,5°	5.3	5.3	5.3	5.3	5.6	5.6	3.7	3.7	3.7	3.4	3.4	3.4	3.1
130,0°	3.1	3.1	3.1	3.1	3.1	3.1	2.5	2.5	2.5	2.5	2.5	2.5	2.5
132,5°	2.5	2.5	2.5	2.5	2.5	2.5	2.5	2.5	2.5	2.2	2.2	2.2	2.2
135,0°	1.9	1.9	1.9	1.9	1.9	1.9	1.9	1.9	1.9	1.9	1.9	1.9	1.9
137,5°	1.6	1.6	1.6	1.6	1.6	1.2	1.2	1.6	1.6	1.6	1.6	1.6	1.9
140,0°	0.9	0.9	0.9	1.2	0.9	0.6	1.2	1.2	1.2	1.2	1.2	1.2	1.2
142,5°	0.6	0.6	0.6	0.6	0.6	0.6	0.9	0.9	0.9	1.2	0.9	1.2	0.9
145,0°	0.0	0.0	0.0	0.0	0.0	0.0	0.0	0.0	0.0	0.0	0.0	0.0	0.0
147,5°	0.0	0.0	0.0	0.0	0.0	0.0	0.0	0.0	0.0	0.0	0.0	0.0	0.0
150,0°	0.0	0.0	0.0	0.0	0.0	0.0	0.0	0.0	0.0	0.0	0.0	0.0	0.0
152,5°	0.0	0.0	0.0	0.0	0.0	0.0	0.0	0.0	0.0	0.0	0.0	0.0	0.0
155,0°	0.0	0.0	0.0	0.0	0.0	0.0	0.0	0.0	0.0	0.0	0.0	0.0	0.0
157,5°	0.0	0.0	0.0	0.0	0.0	0.0	0.0	0.0	0.0	0.0	0.0	0.0	0.0
160,0°	0.0	0.0	0.0	0.0	0.0	0.0	0.0	0.0	0.0	0.0	0.0	0.0	0.0
162,5°	0.0	0.0	0.0	0.0	0.0	0.0	0.0	0.0	0.0	0.0	0.0	0.0	0.0
165,0°	0.0	0.0	0.0	0.0	0.0	0.0	0.0	0.0	0.0	0.0	0.0	0.0	0.0
167,5°	0.0	0.0	0.0	0.0	0.0	0.0	0.0	0.0	0.0	0.0	0.0	0.0	0.0
170,0°	0.0	0.0	0.0	0.0	0.0	0.0	0.0	0.0	0.0	0.0	0.0	0.0	0.0
172,5°	0.0	0.0	0.0	0.0	0.0	0.0	0.0	0.0	0.0	0.0	0.0	0.0	0.0
175,0°	0.0	0.0	0.0	0.0	0.0	0.0	0.0	0.0	0.0	0.0	0.0	0.0	0.0
177,5°	0.0	0.0	0.0	0.0	0.0	0.0	0.0	0.0	0.0	0.0	0.0	0.0	0.0
180,0°	0.0	0.0	0.0	0.0	0.0	0.0	0.0	0.0	0.0	0.0	0.0	0.0	0.0

Photometric test report

Family LITEPOLE 2	Order number: 5XA5425FF14H EAN: 4058352636558	LP number 58893_27
Table of values for luminous intensities		
Maximum luminous intensity		

C-planes	220° 320°	225° 315°	230° 310°	235° 305°	240° 300°	245° 295°	250° 290°	255° 285°	260° 280°	265° 275°	270°	Phi-zone	Total Phi-zone
γ	Luminous intensity in cd/klm											Luminous flux in lm/klm	
115,0°	6.2	5.9	5.6	5.0	5.0	4.3	4.3	4.3	4.3	4.0	4.3	2.1	990.4
117,5°	5.6	5.6	5.0	5.0	4.3	4.3	4.0	3.7	3.7	3.7	3.7	2.0	992.4
120,0°	5.6	5.3	5.0	4.3	4.3	4.3	3.7	3.7	3.7	3.7	3.7	1.8	994.2
122,5°	5.0	5.0	4.3	4.3	4.0	3.7	3.7	3.7	3.4	3.7	3.1	1.6	995.9
125,0°	4.0	4.0	3.7	3.4	3.4	3.1	3.1	3.1	2.8	2.8	3.1	1.3	997.1
127,5°	3.1	2.8	2.8	2.5	2.5	2.5	2.5	2.5	2.2	1.9	1.9	0.9	998.0
130,0°	2.5	2.5	2.5	2.2	2.2	2.2	1.9	1.9	1.9	1.9	1.9	0.5	998.5
132,5°	2.2	1.9	1.9	1.9	1.9	1.9	1.9	1.9	1.9	1.9	1.9	0.5	999.0
135,0°	1.9	1.9	1.9	1.9	1.9	1.9	1.9	1.9	1.9	1.2	1.9	0.4	999.4
137,5°	1.6	1.6	1.6	1.6	1.6	1.6	1.2	1.2	1.2	1.2	1.2	0.3	999.6
140,0°	1.2	1.2	1.2	1.2	1.2	1.2	1.2	1.2	1.2	1.2	1.2	0.2	999.8
142,5°	0.9	1.2	1.2	1.2	1.2	1.2	1.2	1.2	1.2	1.2	1.2	0.2	1000.0
145,0°	0.0	0.0	0.0	0.0	0.0	0.0	0.0	0.0	0.0	0.0	0.0	0.0	1000.0
147,5°	0.0	0.0	0.0	0.0	0.0	0.0	0.0	0.0	0.0	0.0	0.0	0.0	1000.0
150,0°	0.0	0.0	0.0	0.0	0.0	0.0	0.0	0.0	0.0	0.0	0.0	0.0	1000.0
152,5°	0.0	0.0	0.0	0.0	0.0	0.0	0.0	0.0	0.0	0.0	0.0	0.0	1000.0
155,0°	0.0	0.0	0.0	0.0	0.0	0.0	0.0	0.0	0.0	0.0	0.0	0.0	1000.0
157,5°	0.0	0.0	0.0	0.0	0.0	0.0	0.0	0.0	0.0	0.0	0.0	0.0	1000.0
160,0°	0.0	0.0	0.0	0.0	0.0	0.0	0.0	0.0	0.0	0.0	0.0	0.0	1000.0
162,5°	0.0	0.0	0.0	0.0	0.0	0.0	0.0	0.0	0.0	0.0	0.0	0.0	1000.0
165,0°	0.0	0.0	0.0	0.0	0.0	0.0	0.0	0.0	0.0	0.0	0.0	0.0	1000.0
167,5°	0.0	0.0	0.0	0.0	0.0	0.0	0.0	0.0	0.0	0.0	0.0	0.0	1000.0
170,0°	0.0	0.0	0.0	0.0	0.0	0.0	0.0	0.0	0.0	0.0	0.0	0.0	1000.0
172,5°	0.0	0.0	0.0	0.0	0.0	0.0	0.0	0.0	0.0	0.0	0.0	0.0	1000.0
175,0°	0.0	0.0	0.0	0.0	0.0	0.0	0.0	0.0	0.0	0.0	0.0	0.0	1000.0
177,5°	0.0	0.0	0.0	0.0	0.0	0.0	0.0	0.0	0.0	0.0	0.0	0.0	1000.0
180,0°	0.0	0.0	0.0	0.0	0.0	0.0	0.0	0.0	0.0	0.0	0.0	0.0	1000.0

Photometric test report

Family LITEPOLE 2	Order number: 5XA5425FF14H EAN: 4058352636558	LP number 58893_27
-----------------------------	--	------------------------------

Dimming levels table	environmental temperature: 25°C	sITeco
-----------------------------	---------------------------------	---------------

Luminous flux [%]	Dimming level linear	Dimming level logarithmic	Luminous flux [lm]	Power consumption [W]start of lifetime	Power consumption [W]end of lifetime	Power consumption [W]average
100	254	254	1520	10.5	10.8	10.6
95	241	252	1442	10.0	10.3	10.2
90	229	250	1370	9.4	9.8	9.6
85	216	248	1293	8.9	9.2	9.0
80	203	246	1215	8.3	8.7	8.5
75	190	243	1137	7.8	8.1	8.0
70	178	241	1065	7.3	7.6	7.4
65	165	238	987	6.9	7.1	7.0
60	152	235	910	6.4	6.6	6.5
55	140	232	838	5.9	6.1	6.0
50	127	229	760	5.4	5.6	5.5
45	114	225	682	5.0	5.2	5.1
40	102	221	610	4.6	4.7	4.6
35	89	216	533	4.1	4.3	4.2
30	76	210	455	3.7	3.8	3.8
28	72	208	431	3.5	3.7	3.6