
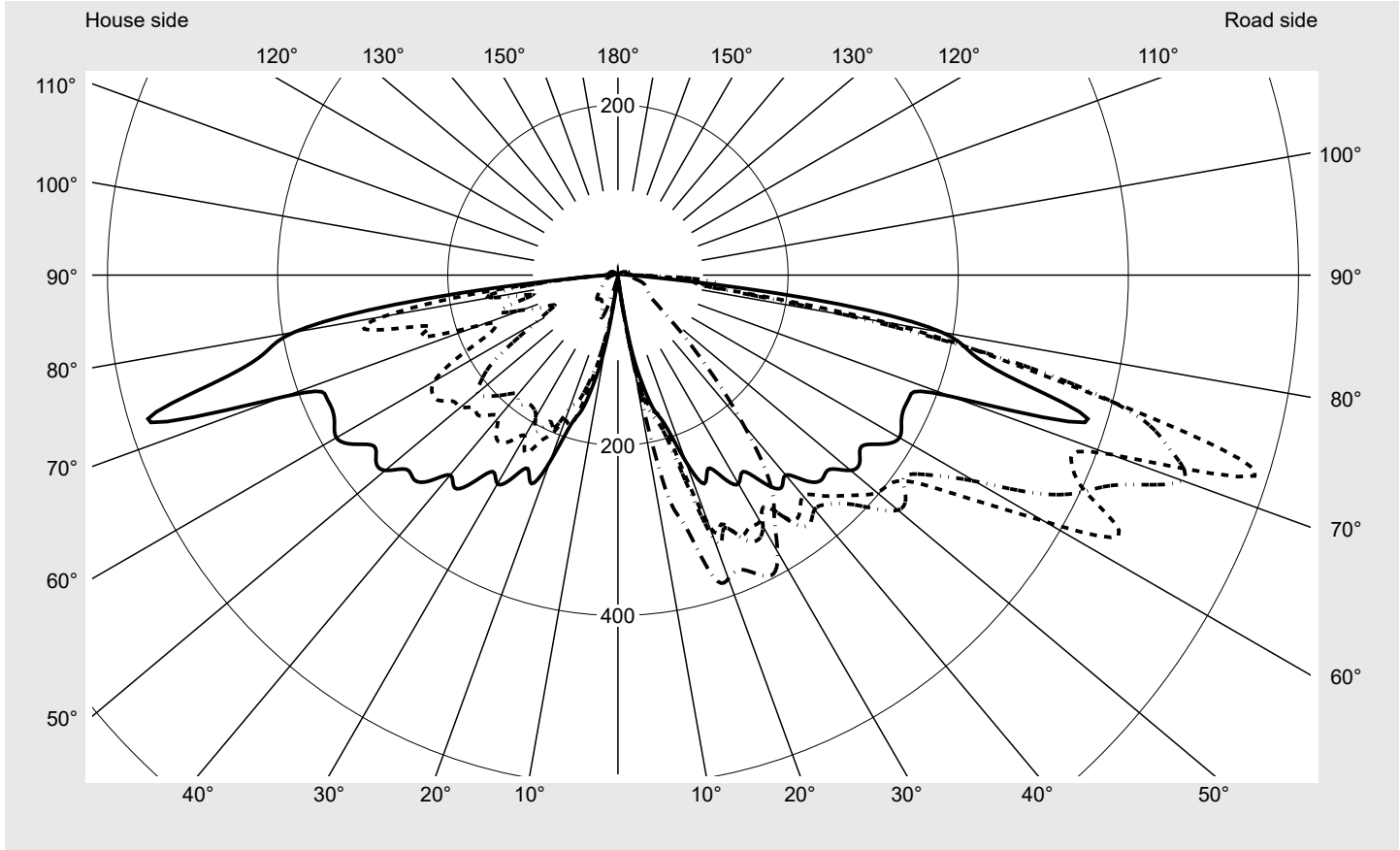


# Photometric test report

<b>Family</b> <b>LITEPOLE 2</b>	<b>Order number: 5XA5425NF14H</b> <b>EAN: 4058352836736</b>	<b>LP number</b> <b>58893_31</b>
	<b>Version</b> post-top- or mounting to wall arm <b>Optic</b> direct, asymmetric extremely wide distribution P100011 <b>Cover</b> cover transparent, PMMA <b>Lamps</b> LED 2700 K   CRI ≥ 70 <b>Controlgear</b> ECG SITECO iQ <b>Rated values</b> Net luminous flux = 1520 lm Power consumption = 11.8 W Luminous efficacy = 128.8 lm/W	<b>serial documentation</b> <b>04.11.2022</b>



**Luminous intensity in cd/klm** C180-0 C190-10 C195-15 C270-90 **Imax: 785 cd/klm**



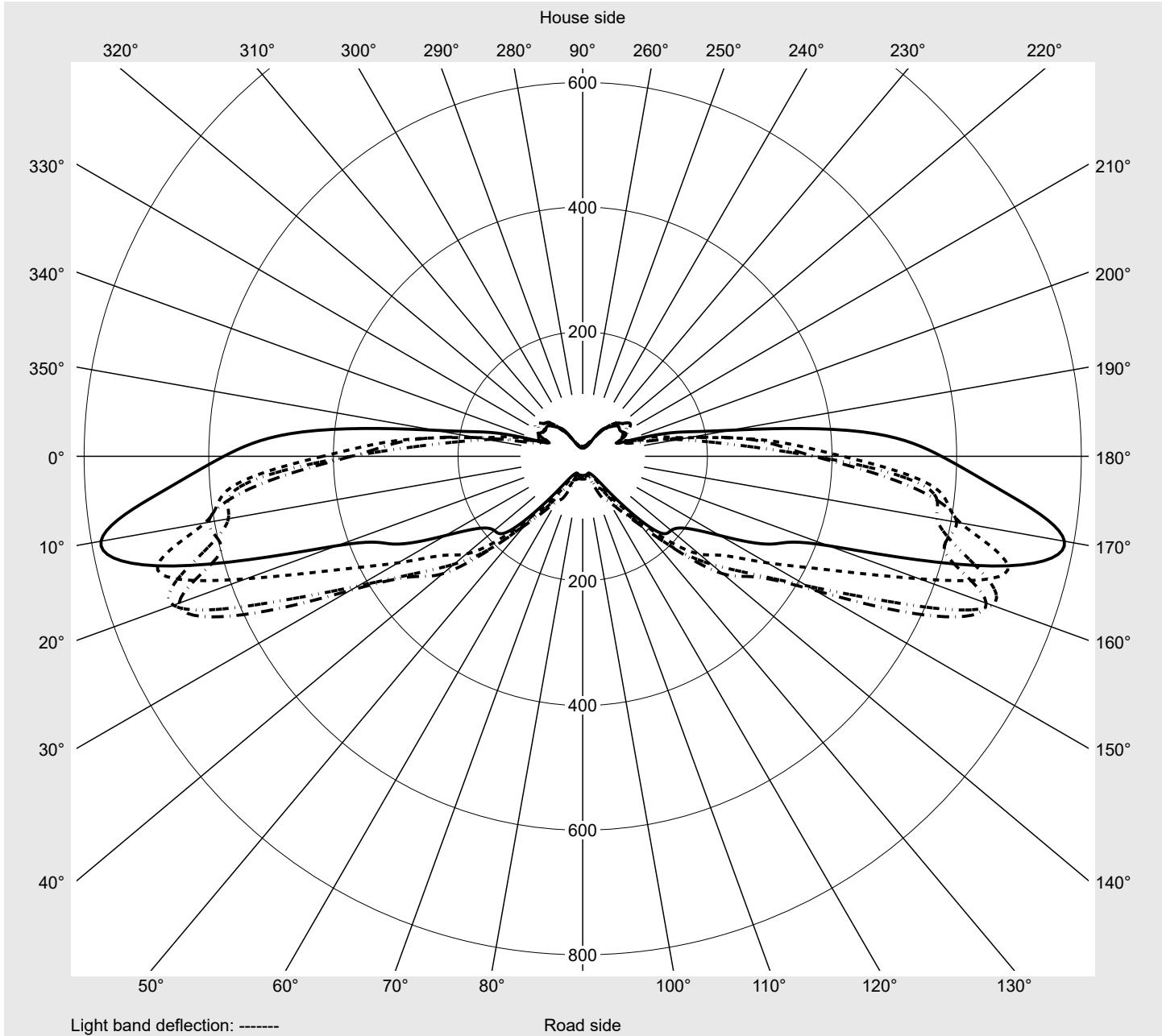
Luminaire output ratios	
Eta	100.0%
Eta 0° - 90°	96.3%
Eta 90° - 180°	3.7%
Measurement conditions	
DIN EN 13032 and DIN 5032	

Luminous intensity class acc. to EN13201-2	
Class:	---
Imax 70°	706.0
Imax 80°	386.5
Imax 90°	16.1
Imax >90°	15.2
Imax >95°	14.3

# Photometric test report

<b>Family</b> <b>LITEPOLE 2</b>	<b>Order number: 5XA5425NF14H</b> <b>EAN: 4058352836736</b>	<b>LP number</b> <b>58893_31</b>
------------------------------------	--	-------------------------------------

**Envelope curve in cd/klm**      **KMK 72.5°**    **KMK 70°**    **KMK 67.5°**    **KMK 65°**      **siteco**



## Photometric test report

<b>Family</b> <b>LITEPOLE 2</b>	<b>Order number: 5XA5425NF14H</b> <b>EAN: 4058352836736</b>	<b>LP number</b> <b>58893_31</b>
<b>Table of values for luminous intensities</b>		<b>Maximum luminous intensity</b>
		<b>siteco</b>

C-planes	0° 180°	5° 175°	10° 170°	15° 165°	20° 160°	25° 155°	30° 150°	35° 145°	40° 140°	45° 135°	50° 130°	55° 125°	60° 120°
$\gamma$	Luminous intensity in cd/klm												
0,0°	9.6	9.6	9.6	9.6	9.6	9.6	9.6	9.6	9.6	9.6	9.6	9.6	9.6
2,5°	9.3	9.3	9.3	9.3	9.3	9.3	9.3	9.6	9.6	9.9	9.9	9.9	10.2
5,0°	9.9	10.2	10.2	10.5	10.5	10.9	11.2	11.2	11.2	11.5	11.8	12.1	12.1
7,5°	14.0	16.1	18.3	20.5	22.3	23.9	25.7	28.8	29.5	31.3	30.7	31.6	31.3
10,0°	81.3	90.3	98.0	103.3	107.0	108.3	105.5	106.4	103.0	103.9	99.9	105.2	106.4
12,5°	128.4	129.4	148.9	157.3	159.8	157.3	150.1	156.0	160.1	170.0	165.6	182.4	208.8
15,0°	164.1	157.0	166.6	177.7	158.8	173.7	208.8	211.9	217.4	248.2	248.8	295.3	311.1
17,5°	184.6	184.3	197.9	224.3	258.1	304.9	300.9	320.7	331.9	332.5	334.1	347.4	333.5
20,0°	233.0	271.7	313.6	331.6	317.6	328.8	342.8	332.5	376.0	365.1	368.2	372.5	376.6
22,5°	265.2	296.9	317.0	323.5	307.7	322.9	338.4	335.3	395.8	382.5	395.8	396.7	395.5
25,0°	250.9	294.4	337.5	339.0	333.5	337.5	338.1	335.3	397.4	375.6	387.4	385.9	389.9
27,5°	268.9	307.1	334.4	352.1	344.9	357.3	349.0	340.6	410.4	366.0	386.8	384.0	378.8
30,0°	283.2	309.9	333.8	340.9	349.0	365.4	357.0	344.6	389.0	352.7	364.5	363.9	365.1
32,5°	273.9	301.5	322.3	321.4	325.1	342.5	347.1	336.9	376.3	341.8	342.1	344.9	336.9
35,0°	297.5	335.6	350.5	353.6	348.4	344.6	337.8	329.7	362.3	334.7	315.2	311.4	290.7
37,5°	315.2	341.2	351.1	369.4	370.7	365.7	350.8	335.3	359.2	330.0	301.8	283.2	258.4
40,0°	306.8	335.0	338.7	359.5	372.2	370.1	359.8	348.7	349.9	321.7	283.2	247.5	226.4
42,5°	328.2	343.4	351.5	365.4	372.9	369.8	359.8	334.7	327.9	296.9	262.4	221.2	210.3
45,0°	339.4	360.1	367.0	380.0	374.7	364.5	346.8	314.5	308.6	268.9	238.2	192.9	184.6
47,5°	337.8	371.0	382.8	405.4	380.0	371.0	346.2	309.6	304.3	250.3	214.7	182.1	169.7
50,0°	357.0	406.4	397.7	429.6	404.8	404.2	359.5	306.8	298.4	225.2	180.2	169.7	158.2
52,5°	358.6	432.7	402.9	426.2	425.3	433.0	385.3	313.0	291.6	208.5	151.7	150.8	142.4
55,0°	350.2	440.8	424.3	412.3	424.3	431.8	384.0	309.9	286.6	206.6	148.6	143.9	131.2
57,5°	369.8	439.9	487.9	437.7	424.3	425.3	368.5	313.0	287.6	203.8	154.5	133.7	111.1
60,0°	382.2	466.2	578.5	484.5	455.4	466.2	366.3	313.9	282.6	199.5	158.5	118.8	94.3
62,5°	375.6	496.3	663.2	555.6	575.4	547.2	384.0	330.7	294.4	199.1	161.3	112.6	94.6
65,0°	371.0	520.8	609.2	603.0	688.9	601.5	430.2	337.5	293.1	212.8	145.5	107.6	83.8
67,5°	371.6	550.6	577.3	643.3	698.9	556.5	416.0	327.9	269.3	209.7	141.1	98.0	62.3
70,0°	417.2	565.5	615.4	706.0	574.8	429.9	341.8	277.9	243.8	188.0	123.1	82.5	47.8
72,5°	575.7	682.4	784.8	680.3	419.4	333.5	254.4	201.3	185.2	172.2	109.5	59.6	39.1
75,0°	494.5	544.1	651.7	626.9	398.6	272.0	175.9	134.0	134.3	134.3	96.2	53.7	31.6
77,5°	426.2	382.8	466.2	485.1	282.0	177.1	128.4	119.4	98.6	75.4	49.0	33.2	23.6
80,0°	386.5	333.5	318.9	278.6	192.9	126.9	98.3	97.7	69.5	47.8	34.4	24.8	19.9
82,5°	263.0	191.4	121.0	112.3	104.8	85.3	76.6	62.7	32.3	23.6	24.8	21.1	18.3
85,0°	85.6	72.3	94.0	115.1	89.0	67.3	54.3	42.5	22.6	18.3	16.8	17.1	17.1
87,5°	27.3	39.1	59.9	84.7	65.8	39.1	35.7	27.3	18.6	16.4	16.1	16.1	16.1
90,0°	14.0	14.9	15.5	16.1	15.8	15.2	15.5	15.2	15.2	15.2	15.5	15.2	15.5
92,5°	12.7	13.3	14.3	14.3	14.3	14.6	14.9	14.9	14.6	14.9	14.9	14.9	14.9
95,0°	12.1	12.7	13.3	13.6	13.6	14.0	14.3	14.3	14.3	14.3	14.3	14.3	14.6
97,5°	11.5	12.1	12.7	13.0	13.3	13.3	13.6	13.6	13.6	13.6	13.6	14.0	14.3
100,0°	10.9	11.8	12.1	12.7	12.7	12.7	13.0	13.3	13.3	13.3	13.3	13.3	13.6
102,5°	10.5	11.2	11.5	12.1	12.1	12.4	12.7	12.7	12.7	12.7	13.0	13.0	13.3
105,0°	10.2	10.5	11.5	11.5	11.8	12.1	12.1	12.1	12.4	12.7	12.7	12.7	12.7
107,5°	9.9	10.5	10.9	10.9	11.5	11.5	11.5	12.1	12.1	12.1	12.1	12.1	12.4
110,0°	9.3	9.9	10.2	10.9	10.9	11.2	11.5	11.5	11.5	11.8	12.1	12.1	12.1
112,5°	9.3	9.6	10.2	10.2	10.5	10.9	10.9	11.2	11.2	11.5	11.5	11.8	11.8

## Photometric test report

<b>Family</b> <b>LITEPOLE 2</b>	<b>Order number: 5XA5425NF14H</b> <b>EAN: 4058352836736</b>	<b>LP number</b> <b>58893_31</b>
<b>Table of values for luminous intensities</b>		<b>Maximum luminous intensity</b>
<b>siteco</b>		

C-planes	65° 115°	70° 110°	75° 105°	80° 100°	85° 95°	90°	185° 355°	190° 350°	195° 345°	200° 340°	205° 335°	210° 330°	215° 325°
$\gamma$	Luminous intensity in cd/klm												
0,0°	9.6	9.6	9.6	9.6	9.6	9.6	9.6	9.6	9.6	9.6	9.6	9.6	9.6
2,5°	10.2	10.2	10.2	10.5	10.5	10.5	9.3	9.3	9.3	9.3	9.0	9.3	9.3
5,0°	12.4	12.7	13.0	13.3	13.3	13.6	9.9	9.9	9.6	9.3	9.3	9.3	9.6
7,5°	30.7	30.7	29.5	28.5	28.5	27.9	12.4	11.2	10.5	9.9	9.9	9.9	9.9
10,0°	110.4	113.2	109.8	109.2	110.7	106.7	68.9	59.6	48.7	38.5	27.0	19.5	13.3
12,5°	215.3	222.7	242.0	251.3	259.9	256.8	109.2	100.2	96.2	96.8	99.6	68.9	54.0
15,0°	311.7	322.9	328.5	319.5	322.9	304.6	144.6	149.2	129.4	129.0	121.6	128.7	95.5
17,5°	339.7	349.6	361.7	375.6	380.0	371.0	167.2	184.6	156.0	143.0	129.0	107.0	105.8
20,0°	389.3	389.0	387.4	378.4	385.9	379.7	184.9	181.5	166.6	137.7	109.2	103.9	104.2
22,5°	401.7	399.5	385.6	378.1	385.3	374.7	204.4	201.3	193.6	157.6	135.6	128.1	125.3
25,0°	387.1	381.5	385.0	389.9	401.1	387.7	219.9	215.6	189.8	145.5	122.8	125.0	118.2
27,5°	360.4	369.4	383.7	394.6	408.8	395.8	264.3	235.7	207.8	153.9	134.0	133.4	119.7
30,0°	342.8	354.9	368.5	371.3	383.1	375.3	261.5	219.0	193.3	158.2	141.5	135.6	124.7
32,5°	319.2	329.7	338.4	342.1	348.0	342.5	269.6	229.5	185.2	160.4	151.7	139.9	115.4
35,0°	285.1	299.3	304.9	311.1	322.3	318.3	283.8	240.4	184.9	160.1	149.8	132.1	103.0
37,5°	257.8	270.2	274.8	277.3	283.5	281.0	291.9	235.4	190.8	170.3	149.5	107.3	101.7
40,0°	233.3	239.8	237.9	234.2	233.3	229.5	289.7	219.3	183.3	170.6	128.7	89.3	99.3
42,5°	215.9	217.4	206.3	195.4	187.4	181.2	311.7	223.0	189.5	182.1	99.9	83.1	94.9
45,0°	182.4	187.4	173.7	156.0	145.2	136.5	322.6	232.6	200.4	163.8	72.9	80.0	90.6
47,5°	152.0	154.8	142.1	122.5	110.4	104.2	326.0	230.5	210.6	124.1	67.3	77.2	85.9
50,0°	134.6	125.9	113.2	95.2	82.8	76.9	347.7	241.6	215.3	85.3	67.9	75.4	83.4
52,5°	121.9	107.0	93.4	76.0	67.3	60.8	351.1	243.8	201.9	77.9	69.5	75.1	80.3
55,0°	105.5	88.7	77.5	62.7	55.8	49.6	352.1	256.8	180.5	81.0	77.2	76.6	78.2
57,5°	91.8	73.2	63.3	50.9	45.3	44.7	360.1	258.7	144.2	85.6	85.3	77.9	80.7
60,0°	81.6	60.2	53.4	43.4	41.6	41.6	370.4	249.1	112.3	85.0	88.4	82.2	85.3
62,5°	68.9	48.7	43.4	39.4	38.8	39.1	349.0	216.5	92.4	81.0	83.1	85.9	92.7
65,0°	72.9	46.2	38.5	36.6	36.6	36.6	284.8	172.5	82.8	73.8	78.2	85.0	92.4
67,5°	55.5	39.1	35.1	34.4	34.7	34.7	231.4	155.1	101.7	73.2	71.7	78.8	85.9
70,0°	35.1	34.4	31.3	32.6	32.9	33.5	295.0	171.8	120.4	62.3	67.6	74.1	75.1
72,5°	31.6	28.5	29.2	30.4	30.4	31.0	450.4	240.7	145.2	64.2	73.2	76.6	72.9
75,0°	24.8	24.8	25.7	26.7	26.7	26.7	478.6	230.5	124.7	53.0	60.2	66.7	66.1
77,5°	22.6	22.6	23.0	23.3	22.3	21.1	411.6	298.1	105.5	48.1	58.9	61.1	61.1
80,0°	20.8	20.8	20.5	19.9	19.2	18.6	227.4	279.2	152.0	49.0	53.0	55.5	56.1
82,5°	18.6	18.9	18.6	17.7	17.4	17.4	154.8	175.0	130.9	42.8	44.4	46.2	41.3
85,0°	17.4	17.4	17.1	17.1	16.8	16.8	108.3	68.2	69.2	37.8	34.7	32.3	32.0
87,5°	16.1	16.1	16.1	15.8	16.1	16.1	47.5	25.1	32.9	27.0	27.0	28.5	27.0
90,0°	15.5	15.2	15.2	15.2	15.2	15.5	13.6	13.6	14.0	14.3	14.0	13.6	12.1
92,5°	14.9	14.9	14.9	15.2	14.9	14.9	12.4	12.4	11.5	11.2	10.5	9.9	9.3
95,0°	14.6	14.6	14.6	14.6	14.6	14.9	11.8	11.5	10.9	10.5	9.9	9.3	8.7
97,5°	14.0	14.0	14.0	14.3	14.3	14.3	11.2	10.9	10.5	10.2	9.6	8.7	8.7
100,0°	13.6	14.0	14.0	13.6	13.6	13.6	10.9	10.9	10.2	9.6	9.3	8.7	8.1
102,5°	13.3	13.3	13.3	13.3	13.6	13.0	10.2	10.2	9.9	9.3	8.7	8.4	8.1
105,0°	12.7	13.0	13.0	13.0	13.0	13.0	10.2	9.6	9.3	9.0	8.4	8.1	7.4
107,5°	12.7	12.7	12.7	12.7	13.0	13.0	9.6	9.6	9.0	8.7	8.1	7.4	7.4
110,0°	12.1	12.4	12.4	12.4	12.4	12.4	9.0	9.0	8.7	8.4	8.1	7.4	7.1
112,5°	11.8	11.8	12.1	12.4	12.4	12.4	9.0	8.7	8.4	8.1	7.4	7.1	6.8

## Photometric test report

<b>Family</b> <b>LITEPOLE 2</b>	<b>Order number: 5XA5425NF14H</b> <b>EAN: 4058352836736</b>	<b>LP number</b> <b>58893_31</b>
<b>Table of values for luminous intensities</b>		<b>Maximum luminous intensity</b>
		<b>sitEco</b>

C-planes	220° 320°	225° 315°	230° 310°	235° 305°	240° 300°	245° 295°	250° 290°	255° 285°	260° 280°	265° 275°	270°	Phi-zone	Total Phi-zone
γ	Luminous intensity in cd/klm											Luminous flux in lm/klm	
0,0°	9.6	9.6	9.6	9.6	9.6	9.6	9.6	9.6	9.6	9.6	9.6	0.0	0.0
2,5°	9.3	9.3	9.6	9.6	9.6	9.6	9.6	9.6	9.6	9.9	9.9	0.1	0.1
5,0°	9.6	9.6	9.6	9.6	9.6	9.6	9.6	9.6	9.6	9.6	9.9	0.3	0.4
7,5°	9.9	9.6	9.6	9.6	9.6	9.6	9.6	9.6	9.6	9.6	9.3	0.7	1.0
10,0°	11.8	10.9	10.5	10.2	9.9	9.6	9.6	9.6	9.6	9.6	9.3	3.1	4.1
12,5°	44.7	36.9	25.7	18.0	15.5	10.5	9.9	9.6	9.6	9.6	9.3	6.9	11.0
15,0°	77.5	65.5	56.8	43.1	34.7	35.4	23.0	21.7	14.0	12.1	10.5	11.4	22.4
17,5°	81.0	82.5	92.1	75.7	59.9	58.9	42.5	37.2	39.1	36.9	34.1	16.6	39.1
20,0°	80.0	73.2	75.1	91.2	67.0	60.8	54.9	55.8	54.9	50.6	51.5	21.2	60.2
22,5°	109.8	88.1	79.7	71.0	70.4	56.8	53.4	54.0	53.0	53.0	51.5	24.7	84.9
25,0°	98.6	77.9	69.5	54.6	51.5	53.4	51.5	49.9	46.5	45.9	42.8	27.0	111.9
27,5°	96.5	73.2	56.5	50.6	49.6	50.6	48.1	44.4	42.5	43.1	42.8	30.0	141.9
30,0°	85.9	63.9	61.1	56.5	54.0	52.7	47.5	45.3	41.6	39.1	38.5	31.7	173.6
32,5°	76.6	69.8	67.0	64.2	61.1	57.1	47.8	42.8	40.3	36.6	35.4	32.7	206.3
35,0°	92.1	87.2	77.5	70.1	64.2	56.8	49.0	43.7	39.7	36.6	34.7	34.4	240.7
37,5°	99.0	94.6	86.5	80.0	71.3	62.7	51.8	43.7	39.4	36.9	35.4	36.0	276.8
40,0°	95.5	91.2	83.8	76.9	69.2	60.5	50.3	43.7	40.6	38.5	37.2	36.0	312.8
42,5°	92.1	85.6	77.5	71.0	63.6	57.1	46.8	41.9	39.1	38.2	36.6	36.4	349.2
45,0°	88.7	83.8	75.7	68.6	60.5	51.8	42.8	38.5	35.7	34.1	33.5	36.1	385.3
47,5°	85.3	81.0	72.9	65.8	56.8	48.1	39.1	34.1	31.6	31.3	30.4	36.2	421.5
50,0°	83.4	79.4	71.3	62.0	52.7	42.8	34.4	30.7	29.2	28.2	27.3	36.9	458.4
52,5°	79.4	75.7	68.9	59.6	48.4	39.7	31.3	27.3	25.4	25.1	24.2	37.5	495.9
55,0°	76.3	72.0	67.0	55.8	44.7	36.3	28.2	25.4	23.3	22.6	22.3	37.9	533.8
57,5°	76.6	70.1	65.5	52.1	41.3	33.2	25.7	23.0	21.4	20.8	20.5	38.8	572.6
60,0°	74.8	69.5	64.2	48.7	37.5	30.4	23.9	21.1	19.5	18.9	18.6	40.6	613.2
62,5°	79.4	74.1	62.7	46.5	34.1	27.9	22.0	19.9	18.3	17.7	17.4	43.6	656.9
65,0°	81.9	77.2	61.4	45.3	30.7	25.1	20.5	18.3	17.1	16.4	16.1	45.0	701.9
67,5°	81.9	75.4	61.1	42.8	27.3	22.6	18.9	17.1	15.8	15.2	14.9	44.5	746.4
70,0°	74.4	75.4	58.3	44.4	28.2	20.5	17.4	15.8	14.6	14.3	14.3	43.2	789.5
72,5°	74.8	68.2	60.2	50.3	28.8	18.9	16.1	14.6	13.3	13.3	13.0	44.7	834.2
75,0°	69.2	58.0	48.4	38.2	23.6	17.4	14.9	13.3	12.7	12.1	11.8	38.9	873.1
77,5°	62.7	46.2	41.9	26.1	19.2	15.2	13.3	12.1	11.2	10.5	10.5	31.1	904.1
80,0°	49.9	37.8	28.8	21.4	17.4	14.0	12.1	10.9	9.9	9.3	9.3	24.2	928.4
82,5°	34.4	27.0	22.6	21.1	16.8	13.0	11.5	9.9	8.7	8.7	8.1	15.5	943.8
85,0°	25.7	22.3	19.9	19.5	15.8	12.1	10.2	8.7	8.1	7.4	7.4	10.2	954.0
87,5°	21.7	18.9	16.8	15.8	13.0	9.9	8.7	7.4	7.1	6.8	6.8	6.8	960.8
90,0°	11.2	9.6	9.3	9.3	7.8	6.5	5.9	5.9	5.6	5.6	5.6	3.5	964.3
92,5°	8.7	8.1	7.4	6.8	6.2	5.6	5.6	5.0	5.0	5.0	5.0	3.1	967.4
95,0°	8.1	7.8	7.1	6.8	6.2	5.6	5.3	5.0	5.0	5.0	5.0	3.0	970.5
97,5°	8.1	7.4	6.8	6.2	6.2	5.6	5.3	5.0	5.0	4.7	5.0	2.9	973.3
100,0°	7.8	7.4	6.8	6.2	5.9	5.6	5.0	5.0	5.0	4.7	5.0	2.8	976.1
102,5°	7.4	6.8	6.8	6.2	5.6	5.6	5.0	5.0	4.7	4.3	4.3	2.7	978.8
105,0°	7.4	6.8	6.2	6.2	5.6	5.0	5.0	4.7	4.3	4.3	4.3	2.5	981.3
107,5°	6.8	6.8	6.2	5.6	5.6	5.0	5.0	4.7	4.3	4.3	4.3	2.4	983.8
110,0°	6.8	6.2	5.9	5.6	5.0	5.0	5.0	4.3	4.3	4.3	4.3	2.3	986.1
112,5°	6.2	6.2	5.6	5.6	5.0	5.0	4.3	4.3	4.3	4.3	4.3	2.2	988.3

## Photometric test report

<b>Family</b> <b>LITEPOLE 2</b>	<b>Order number: 5XA5425NF14H</b> <b>EAN: 4058352836736</b>	<b>LP number</b> <b>58893_31</b>
<b>Table of values for luminous intensities</b>		<b>Maximum luminous intensity</b>
		<b>siteco</b>

C-planes	0° 180°	5° 175°	10° 170°	15° 165°	20° 160°	25° 155°	30° 150°	35° 145°	40° 140°	45° 135°	50° 130°	55° 125°	60° 120°
$\gamma$	Luminous intensity in cd/klm												
115,0°	8.7	9.0	9.6	9.9	10.2	10.5	10.5	10.9	10.9	11.2	11.2	11.2	11.5
117,5°	8.4	9.0	9.3	9.6	9.9	9.9	10.2	10.2	10.5	10.5	10.9	11.2	11.2
120,0°	7.8	8.4	8.7	9.0	9.3	9.3	9.6	9.9	9.9	9.9	10.5	10.5	10.5
122,5°	7.1	7.4	8.1	8.1	8.4	8.7	8.7	8.7	9.3	9.3	9.3	9.6	9.9
125,0°	5.6	6.2	6.5	6.5	6.5	6.8	7.1	7.1	7.1	7.4	7.4	7.8	7.8
127,5°	4.0	4.3	4.3	4.7	4.7	4.7	4.7	4.7	4.7	4.7	5.0	5.3	5.3
130,0°	2.8	2.8	2.8	2.8	2.8	2.8	2.8	2.8	2.8	2.8	3.1	2.8	3.1
132,5°	2.5	2.5	2.5	2.5	2.5	2.5	2.5	2.5	2.5	2.5	2.5	2.5	2.5
135,0°	1.9	1.9	1.9	2.2	2.2	1.9	1.9	1.9	1.9	1.9	1.9	1.9	1.9
137,5°	1.6	1.6	1.9	1.9	1.9	1.9	1.6	1.6	1.6	1.6	1.6	1.6	1.6
140,0°	1.2	1.2	1.2	1.2	1.2	1.2	1.2	1.2	1.2	1.2	0.9	0.9	1.2
142,5°	0.9	0.9	0.6	0.9	0.9	0.9	0.6	0.6	0.6	0.6	0.6	0.6	0.6
145,0°	0.0	0.0	0.0	0.0	0.0	0.0	0.0	0.0	0.0	0.0	0.0	0.0	0.0
147,5°	0.0	0.0	0.0	0.0	0.0	0.0	0.0	0.0	0.0	0.0	0.0	0.0	0.0
150,0°	0.0	0.0	0.0	0.0	0.0	0.0	0.0	0.0	0.0	0.0	0.0	0.0	0.0
152,5°	0.0	0.0	0.0	0.0	0.0	0.0	0.0	0.0	0.0	0.0	0.0	0.0	0.0
155,0°	0.0	0.0	0.0	0.0	0.0	0.0	0.0	0.0	0.0	0.0	0.0	0.0	0.0
157,5°	0.0	0.0	0.0	0.0	0.0	0.0	0.0	0.0	0.0	0.0	0.0	0.0	0.0
160,0°	0.0	0.0	0.0	0.0	0.0	0.0	0.0	0.0	0.0	0.0	0.0	0.0	0.0
162,5°	0.0	0.0	0.0	0.0	0.0	0.0	0.0	0.0	0.0	0.0	0.0	0.0	0.0
165,0°	0.0	0.0	0.0	0.0	0.0	0.0	0.0	0.0	0.0	0.0	0.0	0.0	0.0
167,5°	0.0	0.0	0.0	0.0	0.0	0.0	0.0	0.0	0.0	0.0	0.0	0.0	0.0
170,0°	0.0	0.0	0.0	0.0	0.0	0.0	0.0	0.0	0.0	0.0	0.0	0.0	0.0
172,5°	0.0	0.0	0.0	0.0	0.0	0.0	0.0	0.0	0.0	0.0	0.0	0.0	0.0
175,0°	0.0	0.0	0.0	0.0	0.0	0.0	0.0	0.0	0.0	0.0	0.0	0.0	0.0
177,5°	0.0	0.0	0.0	0.0	0.0	0.0	0.0	0.0	0.0	0.0	0.0	0.0	0.0
180,0°	0.0	0.0	0.0	0.0	0.0	0.0	0.0	0.0	0.0	0.0	0.0	0.0	0.0

## Photometric test report

<b>Family</b> <b>LITEPOLE 2</b>	<b>Order number: 5XA5425NF14H</b> <b>EAN: 4058352836736</b>	<b>LP number</b> <b>58893_31</b>
<b>Table of values for luminous intensities</b>		<b>Maximum luminous intensity</b>
		<b>siteco</b>

C-planes	65° 115°	70° 110°	75° 105°	80° 100°	85° 95°	90°	185° 355°	190° 350°	195° 345°	200° 340°	205° 335°	210° 330°	215° 325°
$\gamma$	Luminous intensity in cd/klm												
115,0°	11.8	11.8	11.8	11.8	11.8	11.8	8.4	8.4	8.1	7.4	7.4	6.8	6.8
117,5°	11.2	11.5	11.5	11.8	11.8	11.8	8.4	8.1	7.4	7.4	6.8	6.8	6.2
120,0°	10.5	11.2	11.2	11.2	11.2	11.2	7.8	7.4	7.1	6.8	6.8	6.2	6.2
122,5°	9.9	9.9	9.9	10.2	10.2	9.9	6.8	6.8	6.5	6.2	5.9	5.6	5.3
125,0°	7.8	8.1	8.1	8.1	8.1	8.1	5.6	5.3	5.3	5.0	4.7	4.7	4.3
127,5°	5.3	5.3	5.3	5.3	5.6	5.6	3.7	3.7	3.7	3.4	3.4	3.4	3.1
130,0°	3.1	3.1	3.1	3.1	3.1	3.1	2.5	2.5	2.5	2.5	2.5	2.5	2.5
132,5°	2.5	2.5	2.5	2.5	2.5	2.5	2.5	2.5	2.5	2.2	2.2	2.2	2.2
135,0°	1.9	1.9	1.9	1.9	1.9	1.9	1.9	1.9	1.9	1.9	1.9	1.9	1.9
137,5°	1.6	1.6	1.6	1.6	1.6	1.2	1.2	1.6	1.6	1.6	1.6	1.6	1.9
140,0°	0.9	0.9	0.9	1.2	0.9	0.6	1.2	1.2	1.2	1.2	1.2	1.2	1.2
142,5°	0.6	0.6	0.6	0.6	0.6	0.6	0.9	0.9	0.9	1.2	0.9	1.2	0.9
145,0°	0.0	0.0	0.0	0.0	0.0	0.0	0.0	0.0	0.0	0.0	0.0	0.0	0.0
147,5°	0.0	0.0	0.0	0.0	0.0	0.0	0.0	0.0	0.0	0.0	0.0	0.0	0.0
150,0°	0.0	0.0	0.0	0.0	0.0	0.0	0.0	0.0	0.0	0.0	0.0	0.0	0.0
152,5°	0.0	0.0	0.0	0.0	0.0	0.0	0.0	0.0	0.0	0.0	0.0	0.0	0.0
155,0°	0.0	0.0	0.0	0.0	0.0	0.0	0.0	0.0	0.0	0.0	0.0	0.0	0.0
157,5°	0.0	0.0	0.0	0.0	0.0	0.0	0.0	0.0	0.0	0.0	0.0	0.0	0.0
160,0°	0.0	0.0	0.0	0.0	0.0	0.0	0.0	0.0	0.0	0.0	0.0	0.0	0.0
162,5°	0.0	0.0	0.0	0.0	0.0	0.0	0.0	0.0	0.0	0.0	0.0	0.0	0.0
165,0°	0.0	0.0	0.0	0.0	0.0	0.0	0.0	0.0	0.0	0.0	0.0	0.0	0.0
167,5°	0.0	0.0	0.0	0.0	0.0	0.0	0.0	0.0	0.0	0.0	0.0	0.0	0.0
170,0°	0.0	0.0	0.0	0.0	0.0	0.0	0.0	0.0	0.0	0.0	0.0	0.0	0.0
172,5°	0.0	0.0	0.0	0.0	0.0	0.0	0.0	0.0	0.0	0.0	0.0	0.0	0.0
175,0°	0.0	0.0	0.0	0.0	0.0	0.0	0.0	0.0	0.0	0.0	0.0	0.0	0.0
177,5°	0.0	0.0	0.0	0.0	0.0	0.0	0.0	0.0	0.0	0.0	0.0	0.0	0.0
180,0°	0.0	0.0	0.0	0.0	0.0	0.0	0.0	0.0	0.0	0.0	0.0	0.0	0.0

## Photometric test report

<b>Family</b> <b>LITEPOLE 2</b>	<b>Order number: 5XA5425NF14H</b> <b>EAN: 4058352836736</b>	<b>LP number</b> <b>58893_31</b>
<b>Table of values for luminous intensities</b>		<b>Maximum luminous intensity</b>
		<b>siteco</b>

C-planes	220° 320°	225° 315°	230° 310°	235° 305°	240° 300°	245° 295°	250° 290°	255° 285°	260° 280°	265° 275°	270°	Phi-zone	Total Phi-zone
$\gamma$	Luminous intensity in cd/klm											Luminous flux in lm/klm	
115,0°	6.2	5.9	5.6	5.0	5.0	4.3	4.3	4.3	4.3	4.0	4.3	2.1	990.4
117,5°	5.6	5.6	5.0	5.0	4.3	4.3	4.0	3.7	3.7	3.7	3.7	2.0	992.4
120,0°	5.6	5.3	5.0	4.3	4.3	4.3	3.7	3.7	3.7	3.7	3.7	1.8	994.2
122,5°	5.0	5.0	4.3	4.3	4.0	3.7	3.7	3.7	3.4	3.7	3.1	1.6	995.9
125,0°	4.0	4.0	3.7	3.4	3.4	3.1	3.1	3.1	2.8	2.8	3.1	1.3	997.1
127,5°	3.1	2.8	2.8	2.5	2.5	2.5	2.5	2.5	2.2	1.9	1.9	0.9	998.0
130,0°	2.5	2.5	2.5	2.2	2.2	2.2	1.9	1.9	1.9	1.9	1.9	0.5	998.5
132,5°	2.2	1.9	1.9	1.9	1.9	1.9	1.9	1.9	1.9	1.9	1.9	0.5	999.0
135,0°	1.9	1.9	1.9	1.9	1.9	1.9	1.9	1.9	1.9	1.2	1.9	0.4	999.4
137,5°	1.6	1.6	1.6	1.6	1.6	1.6	1.2	1.2	1.2	1.2	1.2	0.3	999.6
140,0°	1.2	1.2	1.2	1.2	1.2	1.2	1.2	1.2	1.2	1.2	1.2	0.2	999.8
142,5°	0.9	1.2	1.2	1.2	1.2	1.2	1.2	1.2	1.2	1.2	1.2	0.2	1000.0
145,0°	0.0	0.0	0.0	0.0	0.0	0.0	0.0	0.0	0.0	0.0	0.0	0.0	1000.0
147,5°	0.0	0.0	0.0	0.0	0.0	0.0	0.0	0.0	0.0	0.0	0.0	0.0	1000.0
150,0°	0.0	0.0	0.0	0.0	0.0	0.0	0.0	0.0	0.0	0.0	0.0	0.0	1000.0
152,5°	0.0	0.0	0.0	0.0	0.0	0.0	0.0	0.0	0.0	0.0	0.0	0.0	1000.0
155,0°	0.0	0.0	0.0	0.0	0.0	0.0	0.0	0.0	0.0	0.0	0.0	0.0	1000.0
157,5°	0.0	0.0	0.0	0.0	0.0	0.0	0.0	0.0	0.0	0.0	0.0	0.0	1000.0
160,0°	0.0	0.0	0.0	0.0	0.0	0.0	0.0	0.0	0.0	0.0	0.0	0.0	1000.0
162,5°	0.0	0.0	0.0	0.0	0.0	0.0	0.0	0.0	0.0	0.0	0.0	0.0	1000.0
165,0°	0.0	0.0	0.0	0.0	0.0	0.0	0.0	0.0	0.0	0.0	0.0	0.0	1000.0
167,5°	0.0	0.0	0.0	0.0	0.0	0.0	0.0	0.0	0.0	0.0	0.0	0.0	1000.0
170,0°	0.0	0.0	0.0	0.0	0.0	0.0	0.0	0.0	0.0	0.0	0.0	0.0	1000.0
172,5°	0.0	0.0	0.0	0.0	0.0	0.0	0.0	0.0	0.0	0.0	0.0	0.0	1000.0
175,0°	0.0	0.0	0.0	0.0	0.0	0.0	0.0	0.0	0.0	0.0	0.0	0.0	1000.0
177,5°	0.0	0.0	0.0	0.0	0.0	0.0	0.0	0.0	0.0	0.0	0.0	0.0	1000.0
180,0°	0.0	0.0	0.0	0.0	0.0	0.0	0.0	0.0	0.0	0.0	0.0	0.0	1000.0

## Photometric test report

<b>Family</b> <b>LITEPOLE 2</b>	<b>Order number: 5XA5425NF14H</b> <b>EAN: 4058352836736</b>	<b>LP number</b> <b>58893_31</b>
------------------------------------	--	-------------------------------------

<b>Dimming levels table</b>	environmental temperature: 25°C	<b>sITeco</b>
-----------------------------	---------------------------------	---------------

Luminous flux [%]	Dimming level linear	Dimming level logarithmic	Luminous flux [lm]	Power consumption [W]start of lifetime	Power consumption [W]end of lifetime	Power consumption [W]average
100	254	254	1520	11.8	12.1	12.0
95	241	252	1442	11.1	11.4	11.2
90	229	250	1370	10.6	10.8	10.7
85	216	248	1293	9.9	10.2	10.0
80	203	246	1215	9.3	9.6	9.4
75	190	243	1137	8.7	9.0	8.8
70	178	241	1065	8.2	8.4	8.3
65	165	238	987	7.6	7.7	7.6
60	152	235	910	7.0	7.2	7.1
55	140	232	838	6.5	6.6	6.6
50	127	229	760	6.0	6.1	6.0
45	114	225	682	5.4	5.6	5.5
40	102	221	610	5.0	5.1	5.0
35	89	216	533	4.5	4.6	4.6
30	76	210	455	4.0	4.0	4.0
26	65	204	389	3.6	3.7	3.6