
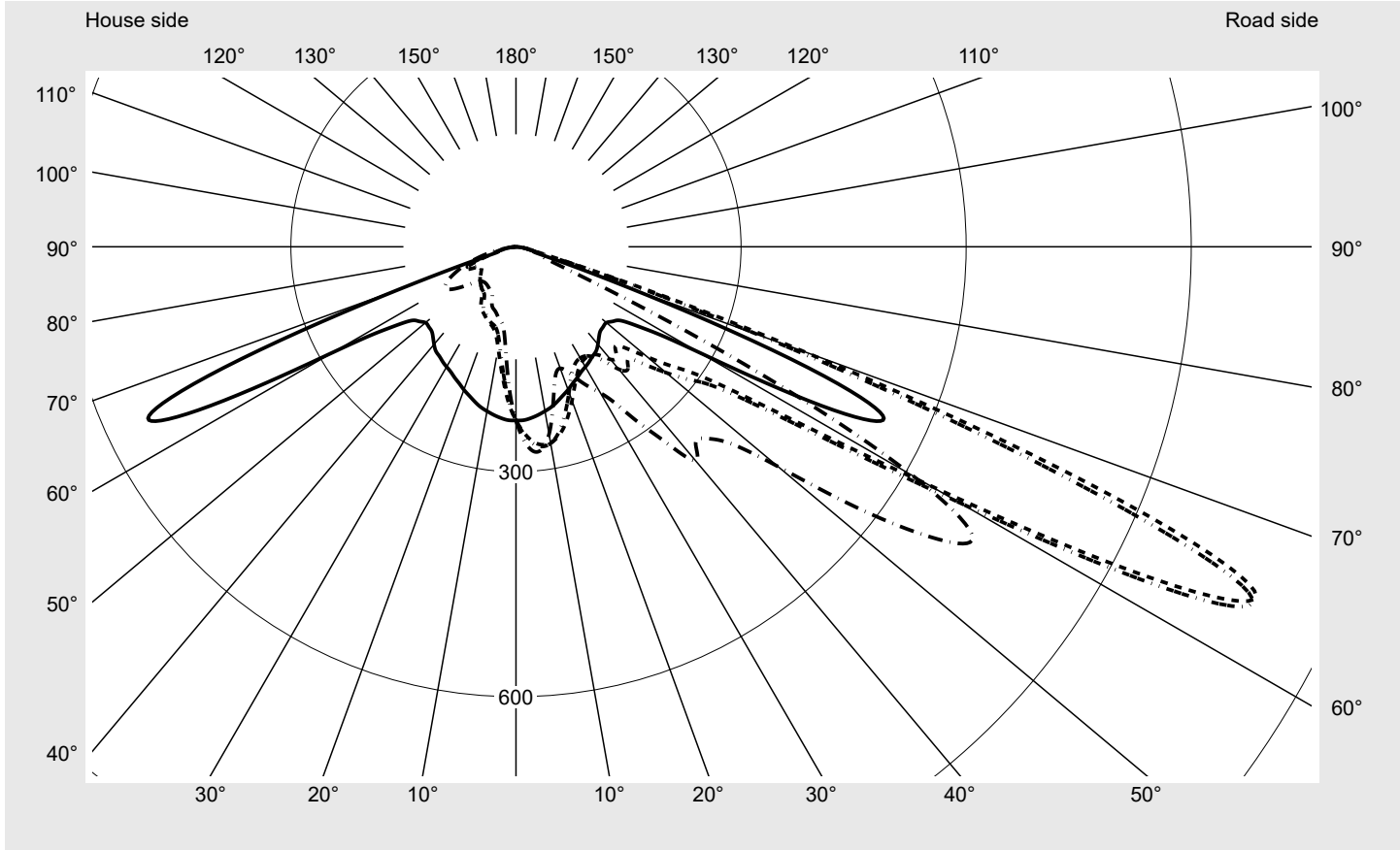


# Photometric test report

<b>Family</b> <b>Floodlight FL21 mini</b>	<b>Order number: 5XA7772B2D2A</b> <b>EAN: 4058352654057</b>	<b>LP number</b> <b>59303_74</b>
	<b>Version</b> design bracket <b>Optic</b> direct, asymmetric wide distribution A520003 <b>Cover</b> toughened safety glass <b>Lamps</b> LED 3000 K   CRI ≥ 70 <b>Controlgear</b> ECG SITECO iQ <b>Rated values</b> Net luminous flux = 6240 lm Power consumption = 45.5 W Luminous efficacy = 137.1 lm/W	<b>serial documentation</b> <b>26.08.2022</b>



**Luminous intensity in cd/klm** C180-0 C215-35 C220-40 C270-90 **Imax: 1086 cd/klm**



**Luminaire output ratios**

Eta	100.0%
Eta 0° - 90°	100.0%
Eta 90° - 180°	0.0%

**Luminous intensity class acc. to EN13201-2**

Class:	G4
Imax 70°	458.7
Imax 80°	34.3
Imax 90°	0.0
Imax >90°	0.0
Imax >95°	0.0

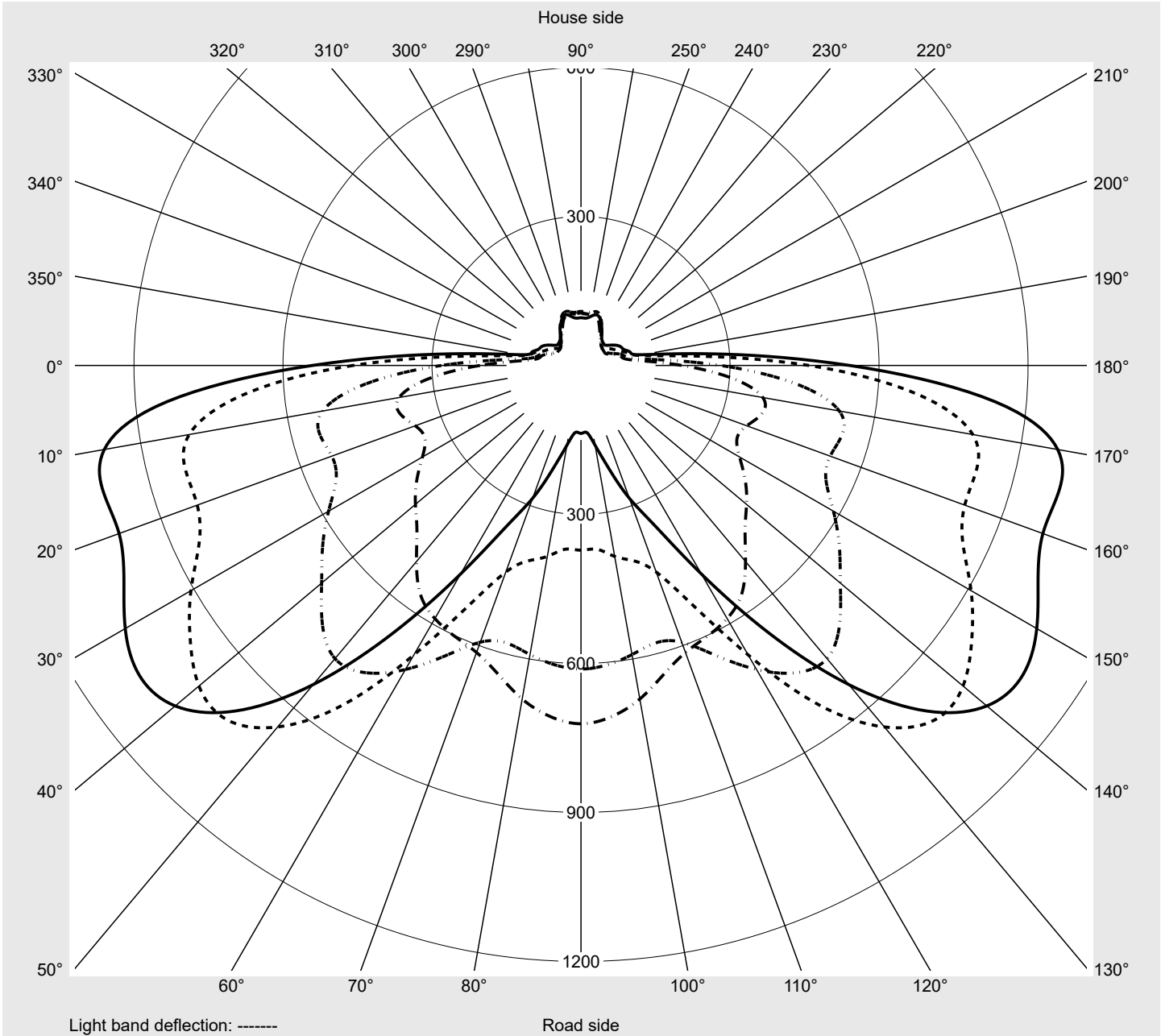
**Measurement conditions**

DIN EN 13032 and DIN 5032

**Photometric test report**

<b>Family</b> <b>Floodlight FL21 mini</b>	<b>Order number: 5XA7772B2D2A</b> <b>EAN: 4058352654057</b>	<b>LP number</b> <b>59303_74</b>
--	--	-------------------------------------

**Envelope curve in cd/klm**      **KMK 65°**    **KMK 62,5°**    **KMK 60°**    **KMK 57,5°**      **siteco**



## Photometric test report

<b>Family</b> Floodlight FL21 mini	<b>Order number: 5XA7772B2D2A</b> <b>EAN: 4058352654057</b>	<b>LP number</b> 59303_74
---------------------------------------	--	------------------------------

**siteco**

### Table of values for luminous intensities Maximum luminous intensity

C-planes	0° 180°	5° 175°	10° 170°	15° 165°	20° 160°	25° 155°	30° 150°	35° 145°	40° 140°	45° 135°	50° 130°	55° 125°	60° 120°
$\gamma$	Luminous intensity in cd/klm												
0,0°	231.6	231.6	231.6	231.6	231.6	231.6	231.6	231.6	231.6	231.6	231.6	231.6	231.6
2,5°	231.5	234.5	237.2	239.9	242.1	244.3	246.4	248.4	250.2	251.6	253.1	254.6	255.7
5,0°	229.3	235.1	240.5	245.6	250.0	254.0	257.5	260.7	263.3	265.4	267.6	269.2	270.7
7,5°	226.2	234.9	242.4	249.0	254.6	259.4	263.2	266.3	268.6	269.8	270.8	271.5	271.7
10,0°	222.5	233.4	242.9	250.6	256.6	261.1	264.1	265.7	266.1	265.2	263.9	262.0	260.3
12,5°	218.7	231.6	242.6	250.5	256.0	259.4	260.3	259.1	256.5	252.4	247.8	242.9	238.0
15,0°	213.5	228.4	239.9	248.4	253.1	254.4	252.5	248.3	241.3	234.5	226.7	219.1	212.6
17,5°	207.9	224.8	237.0	245.2	248.3	246.8	241.7	233.7	224.0	213.8	204.3	195.8	189.0
20,0°	202.9	220.7	233.9	241.3	242.3	238.0	229.5	218.3	206.6	195.3	186.0	179.3	174.9
22,5°	197.4	217.4	230.8	237.1	235.8	228.3	216.6	203.4	190.7	180.7	174.3	171.2	170.7
25,0°	192.8	214.0	228.1	233.3	229.6	219.3	205.3	191.3	180.0	173.2	171.0	172.6	176.3
27,5°	188.1	211.9	226.4	230.2	223.9	211.1	195.6	181.8	173.4	171.3	174.7	181.5	189.2
30,0°	184.9	210.9	226.6	229.5	221.1	205.8	189.7	176.8	171.2	173.6	182.3	194.2	204.9
32,5°	181.7	210.8	227.6	229.3	218.6	201.5	185.7	174.8	172.7	179.7	193.4	209.7	223.3
35,0°	178.1	210.0	229.4	230.0	217.8	199.9	183.9	176.0	178.9	191.2	209.9	231.0	249.7
37,5°	175.4	210.6	231.6	232.2	219.4	200.9	186.3	182.3	191.3	210.3	235.9	263.9	289.1
40,0°	169.8	208.7	231.0	233.7	222.0	205.0	193.8	196.0	213.1	238.5	269.3	300.8	327.7
42,5°	163.7	204.8	228.0	230.0	216.3	199.0	190.4	198.6	220.8	245.1	271.5	296.4	317.0
45,0°	159.0	202.1	226.7	225.9	206.9	185.9	177.4	187.6	211.9	240.6	269.2	293.9	312.6
47,5°	157.8	206.0	234.1	231.9	210.9	189.3	184.8	201.3	231.8	263.5	288.6	307.1	321.7
50,0°	157.4	214.1	248.3	247.0	225.5	204.9	205.6	228.7	261.1	290.4	309.0	319.1	329.1
52,5°	163.2	228.6	268.5	268.3	246.7	228.5	234.7	261.3	291.0	312.6	324.0	330.0	348.1
55,0°	172.1	259.8	301.9	304.0	280.4	263.2	273.7	300.9	326.9	344.5	360.1	388.8	439.1
57,5°	203.4	308.5	371.7	376.8	355.2	346.7	368.6	403.7	435.1	467.2	515.3	563.4	588.4
60,0°	281.0	437.6	528.1	543.6	533.8	544.1	586.8	635.0	681.7	736.4	770.6	755.2	706.8
62,5°	459.0	683.9	801.0	823.5	822.2	848.4	906.9	960.5	1004.1	1008.6	950.1	833.7	672.9
65,0°	541.0	836.7	974.5	994.6	989.6	1015.3	1059.5	1086.1	1066.5	983.9	838.7	655.4	484.9
67,5°	421.8	721.2	884.2	915.6	892.2	875.4	867.2	831.1	750.0	630.8	494.5	376.5	281.8
70,0°	164.2	284.0	373.6	428.7	458.7	451.5	438.1	405.6	349.3	286.2	234.6	187.8	147.2
72,5°	37.8	50.0	56.7	67.7	100.8	124.5	127.5	125.3	110.6	85.4	86.9	78.5	67.8
75,0°	25.6	27.1	28.6	29.9	32.4	37.7	39.6	40.4	33.6	32.0	36.5	35.9	34.7
77,5°	18.9	19.4	20.1	20.7	21.4	22.5	22.9	23.3	22.7	23.1	24.1	24.2	25.6
80,0°	14.3	13.2	13.3	13.7	14.1	15.1	15.0	15.1	15.1	15.6	15.8	15.8	19.3
82,5°	8.4	7.6	7.8	8.1	8.3	9.0	9.0	8.9	9.1	9.3	9.4	9.2	10.5
85,0°	4.1	3.5	3.5	3.7	3.9	4.1	4.3	4.3	4.3	4.3	4.3	4.3	4.4
87,5°	1.3	1.3	1.2	1.2	1.2	1.2	1.3	1.3	1.2	1.2	1.1	1.1	1.1
90,0°	0.0	0.0	0.0	0.0	0.0	0.0	0.0	0.0	0.0	0.0	0.0	0.0	0.0

## Photometric test report

<b>Family</b> Floodlight FL21 mini	<b>Order number: 5XA7772B2D2A</b> <b>EAN: 4058352654057</b>	<b>LP number</b> 59303_74
<b>Table of values for luminous intensities</b>		<b>Maximum luminous intensity</b>
		<b>siteco</b>

C-planes	65° 115°	70° 110°	75° 105°	80° 100°	85° 95°	90°	185° 355°	190° 350°	195° 345°	200° 340°	205° 335°	210° 330°	215° 325°
$\gamma$	Luminous intensity in cd/klm												
0,0°	231.6	231.6	231.6	231.6	231.6	231.6	231.6	231.6	231.6	231.6	231.6	231.6	231.6
2,5°	256.6	257.5	258.2	258.8	259.1	259.4	228.6	225.4	222.3	219.2	216.1	213.0	210.1
5,0°	271.7	272.4	273.1	273.6	273.9	274.0	223.0	216.4	209.6	202.9	196.2	189.6	183.4
7,5°	271.7	271.4	271.2	271.2	271.4	271.4	217.0	207.0	196.7	186.4	176.4	166.9	158.0
10,0°	257.9	256.3	254.9	254.1	254.0	253.8	210.4	197.3	183.8	170.7	158.0	146.5	136.7
12,5°	233.8	230.0	227.5	225.9	225.2	224.9	203.7	187.7	171.5	156.1	142.2	130.7	121.9
15,0°	206.9	202.4	199.3	197.4	196.4	196.3	196.1	177.5	159.4	143.0	129.7	120.2	113.7
17,5°	184.0	180.4	178.5	177.4	177.1	177.2	188.5	167.5	147.8	131.8	120.4	113.4	109.4
20,0°	172.4	171.1	171.0	171.5	172.1	172.5	180.7	157.7	137.5	122.6	113.6	109.0	106.6
22,5°	171.7	173.3	175.3	177.6	179.5	180.3	173.5	148.7	128.5	115.4	108.6	105.6	103.3
25,0°	180.4	184.0	187.5	191.1	194.0	195.2	166.1	140.4	120.9	110.1	105.1	102.4	99.8
27,5°	194.9	198.1	201.4	206.2	209.6	210.4	159.8	133.1	114.9	105.9	102.2	99.3	96.7
30,0°	211.0	213.4	216.8	223.3	225.7	225.2	153.2	125.9	109.4	102.4	99.3	96.6	93.0
32,5°	230.7	234.4	240.4	248.9	249.2	248.6	147.8	119.8	104.8	99.1	96.4	93.6	86.1
35,0°	260.3	266.9	278.0	288.2	286.9	287.5	141.1	113.3	99.9	95.7	92.6	86.8	78.5
37,5°	303.6	312.8	322.9	327.5	328.1	329.6	135.0	107.3	95.8	92.5	86.3	78.6	74.0
40,0°	343.2	350.8	360.0	365.5	369.3	372.3	127.7	101.3	91.9	89.1	78.2	72.6	71.6
42,5°	329.7	335.0	342.0	348.1	352.2	354.4	120.9	96.0	88.5	85.4	72.4	69.5	69.2
45,0°	325.0	331.5	341.4	352.4	358.7	361.7	113.7	91.1	85.4	81.8	68.4	66.7	66.9
47,5°	334.5	343.3	356.2	373.7	383.7	388.7	109.8	87.7	82.9	78.3	65.3	64.2	64.3
50,0°	344.2	365.5	393.0	427.0	447.6	455.9	106.1	84.9	80.8	74.6	62.0	61.6	61.6
52,5°	386.7	435.0	483.5	531.2	558.8	569.1	104.9	83.4	79.4	71.3	59.2	58.9	58.9
55,0°	491.9	536.5	582.5	630.2	661.6	674.9	106.0	83.1	78.7	67.9	56.9	56.2	56.5
57,5°	601.7	615.0	643.8	682.0	709.6	721.4	114.8	85.9	79.7	66.3	55.7	54.1	54.2
60,0°	644.7	592.9	578.6	591.2	605.1	611.2	140.6	94.7	85.1	70.0	59.8	55.6	53.5
62,5°	532.1	442.6	407.1	390.4	371.5	372.0	218.5	116.7	98.1	83.3	74.8	67.3	59.4
65,0°	359.7	284.4	213.4	163.1	135.7	136.8	267.6	124.6	102.7	92.8	88.5	81.4	71.2
67,5°	212.7	163.6	70.8	55.1	51.3	50.3	137.5	86.1	80.6	78.6	79.5	76.7	70.5
70,0°	116.8	92.0	45.7	40.5	39.5	39.3	53.1	45.7	45.1	46.7	49.3	52.7	53.8
72,5°	57.5	49.2	35.9	34.4	34.4	35.0	34.1	33.0	31.8	31.7	32.8	35.6	37.7
75,0°	32.7	31.8	30.6	28.9	27.7	28.0	27.3	26.2	25.0	25.1	26.1	27.7	29.9
77,5°	32.1	32.2	25.5	20.8	19.4	19.6	20.3	19.4	18.9	19.4	20.1	21.7	22.9
80,0°	34.3	31.4	17.5	13.9	12.8	12.7	15.0	13.6	13.2	13.8	14.5	15.5	16.1
82,5°	16.1	15.6	10.1	8.2	7.5	7.1	8.4	7.8	8.2	8.7	9.2	9.6	9.8
85,0°	5.2	5.1	4.4	3.6	3.2	2.9	3.6	3.8	4.0	4.3	4.5	4.6	4.7
87,5°	1.1	1.1	1.0	1.0	0.9	0.9	1.3	1.4	1.5	1.6	1.6	1.7	1.7
90,0°	0.0	0.0	0.0	0.0	0.0	0.0	0.0	0.0	0.0	0.0	0.0	0.0	0.0

## Photometric test report

Family <b>Floodlight FL21 mini</b>	Order number: <b>5XA7772B2D2A</b> EAN: <b>4058352654057</b>	LP number <b>59303_74</b>
<b>Table of values for luminous intensities</b>		<b>Maximum luminous intensity</b>
		<b>siteco</b>

C-planes	220° 320°	225° 315°	230° 310°	235° 305°	240° 300°	245° 295°	250° 290°	255° 285°	260° 280°	265° 275°	270°	Phi-zone	Total Phi-zone
γ	Luminous intensity in cd/klm											Luminous flux in lm/klm	
0,0°	231.6	231.6	231.6	231.6	231.6	231.6	231.6	231.6	231.6	231.6	231.6	0.3	0.3
2,5°	207.5	204.9	202.7	200.5	198.6	197.1	195.7	194.7	193.7	193.2	192.8	2.7	3.1
5,0°	177.6	172.1	167.4	163.0	159.2	156.1	153.5	151.5	149.9	148.9	148.5	5.2	8.3
7,5°	150.1	142.9	137.0	131.9	127.9	124.9	122.4	120.5	119.1	118.3	118.1	7.5	15.8
10,0°	128.5	122.0	117.0	113.1	110.2	108.2	106.7	105.6	104.9	104.5	104.4	9.4	25.2
12,5°	115.4	110.6	107.3	105.0	103.3	102.3	101.4	100.8	100.3	100.0	100.0	11.0	36.2
15,0°	109.4	106.5	104.4	102.5	100.6	98.9	97.6	96.5	95.7	95.3	95.2	12.4	48.5
17,5°	107.0	104.7	102.2	99.6	97.2	95.1	93.4	92.2	91.3	90.8	90.7	13.5	62.0
20,0°	104.4	101.8	99.0	96.5	94.3	92.3	90.6	89.4	88.6	88.1	87.9	14.7	76.7
22,5°	100.7	98.3	96.1	94.1	92.0	88.8	86.1	84.6	84.0	83.8	83.7	15.9	92.6
25,0°	97.4	95.3	93.3	90.3	85.4	80.8	77.4	75.9	75.4	75.0	74.9	17.2	109.8
27,5°	93.6	90.0	86.6	82.2	77.4	74.3	72.6	71.2	70.2	69.5	69.2	18.7	128.5
30,0°	86.3	81.5	78.6	76.0	74.5	73.2	71.7	70.2	69.1	68.3	68.0	20.3	148.8
32,5°	78.4	75.9	74.9	74.2	73.3	72.0	70.3	68.7	67.5	66.6	66.3	22.3	171.0
35,0°	74.7	74.0	73.4	72.6	71.4	70.0	68.4	67.0	65.9	65.1	64.7	24.7	195.7
37,5°	73.1	72.5	71.7	70.5	69.5	68.4	67.2	66.0	65.0	64.2	63.7	27.7	223.4
40,0°	71.3	70.7	69.5	68.6	68.0	67.3	66.3	65.4	64.7	63.8	63.2	31.0	254.4
42,5°	69.2	68.5	67.9	67.4	66.9	66.4	66.0	65.6	65.0	64.1	63.5	31.7	286.1
45,0°	66.8	66.7	66.6	66.5	66.4	66.4	66.5	66.7	66.6	65.7	65.1	32.6	318.8
47,5°	64.7	65.2	65.7	66.1	66.6	67.3	68.3	69.4	69.8	69.3	68.8	35.2	354.0
50,0°	62.4	63.6	64.7	66.0	67.5	69.6	72.3	74.7	75.7	75.8	75.7	39.1	393.1
52,5°	60.1	61.7	63.7	65.9	69.0	73.4	79.0	83.4	84.7	85.3	85.7	45.1	438.2
55,0°	57.8	60.0	62.7	66.7	72.0	79.7	88.9	94.8	95.2	95.9	96.7	53.5	491.8
57,5°	55.6	58.3	62.2	68.2	76.3	87.4	99.9	106.1	104.6	104.6	105.7	66.2	558.0
60,0°	53.9	56.9	62.2	70.3	81.0	94.3	107.8	112.8	108.9	107.7	108.8	82.6	640.6
62,5°	55.4	56.9	62.5	71.8	84.2	97.4	109.3	112.3	106.3	104.1	104.5	99.5	740.1
65,0°	63.7	63.5	66.0	72.7	84.1	95.3	105.1	105.4	98.9	95.6	96.1	99.9	840.0
67,5°	70.1	78.4	77.3	72.4	79.6	88.2	95.1	94.0	87.3	84.7	85.0	77.4	917.4
70,0°	61.5	83.1	81.8	70.7	72.2	78.2	82.6	81.2	75.4	72.7	73.9	40.8	958.2
72,5°	42.3	57.4	62.9	59.5	61.2	65.1	67.5	65.8	60.5	58.3	60.0	16.1	974.3
75,0°	31.9	36.8	42.7	46.3	49.5	52.1	53.3	51.3	47.4	45.6	47.0	9.3	983.7
77,5°	24.7	27.9	31.7	34.9	37.5	39.4	39.8	37.3	34.2	32.7	33.7	6.9	990.6
80,0°	17.6	19.4	21.6	23.6	25.1	26.0	25.6	23.9	22.2	21.1	21.1	4.9	995.4
82,5°	10.4	11.4	12.7	13.8	14.8	15.6	15.4	14.5	13.4	12.7	12.6	2.9	998.3
85,0°	4.9	5.3	5.9	6.5	7.0	7.3	7.4	7.1	6.6	6.3	6.2	1.3	999.6
87,5°	1.7	1.8	1.9	2.0	2.2	2.2	2.2	2.1	1.9	1.8	1.7	0.4	1000.0
90,0°	0.0	0.0	0.0	0.0	0.0	0.0	0.0	0.0	0.0	0.0	0.0	0.0	1000.0

## Photometric test report

<b>Family</b> Floodlight FL21 mini	<b>Order number: 5XA7772B2D2A</b> <b>EAN: 4058352654057</b>	<b>LP number</b> 59303_74
---------------------------------------	--	------------------------------

<b>Dimming levels table</b>	environmental temperature: 25°C	<b>siteco</b>
-----------------------------	---------------------------------	---------------

Luminous flux [%]	Dimming level linear	Dimming level logarithmic	Luminous flux [lm]	Power consumption [W]start of lifetime	Power consumption [W]end of lifetime	Power consumption [W]average
100	254	254	6240	45.5	48.0	46.8
95	241	252	5921	42.8	45.1	44.0
90	229	250	5626	40.3	42.5	41.4
85	216	248	5306	37.7	39.7	38.7
80	203	246	4987	35.1	37.0	36.0
75	190	243	4668	32.8	34.4	33.6
70	178	241	4373	30.5	32.1	31.3
65	165	238	4054	28.2	29.6	28.9
60	152	235	3734	25.8	27.2	26.5
55	140	232	3439	23.7	24.9	24.3
50	127	229	3120	21.5	22.6	22.0
45	114	225	2801	19.3	20.3	19.8
40	102	221	2506	17.4	18.2	17.8
35	89	216	2186	15.3	16.1	15.7
30	76	210	1867	13.3	13.9	13.6
25	63	203	1548	11.4	11.9	11.6
20	51	195	1253	9.5	9.9	9.7
15	39	185	958	8.2	8.3	8.2