
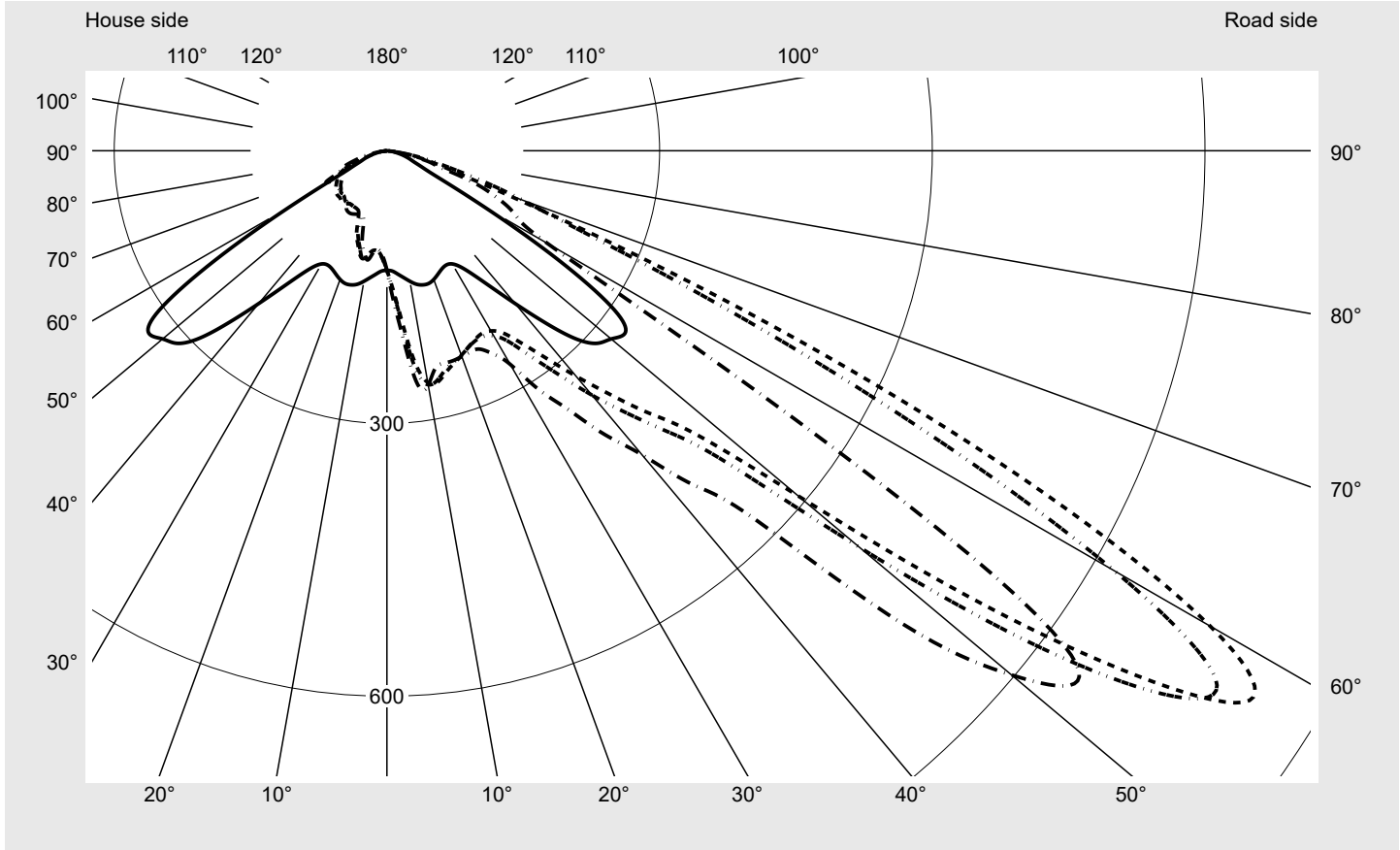


# Photometric test report

<b>Family</b> <b>Floodlight FL21 mini</b>	<b>Order number: 5XA7775C2E1A</b> <b>EAN: 4058352657157</b>	<b>LP number</b> <b>59252_169</b>
	<b>Version</b> mounting bracket <b>Optic</b> direct, asymmetric narrow distribution, asymmetric wide distribution A640002 <b>Cover</b> toughened safety glass <b>Lamps</b> LED 3000 K   CRI ≥ 70 <b>Controlgear</b> EVG-Smart Interface <b>Rated values</b> Net luminous flux = 11770 lm Power consumption = 89.0 W Luminous efficacy = 132.2 lm/W	<b>serial documentation</b> <b>26.08.2022</b>



**Luminous intensity in cd/klm** C180-0 C230-50 C235-55 C270-90 **Imax: 1125 cd/klm**



**Luminaire output ratios**

Eta	100.0%
Eta 0° - 90°	100.0%
Eta 90° - 180°	0.0%

**Luminous intensity class acc. to EN13201-2**

Class:	G6
Imax 70°	159.0
Imax 80°	26.3
Imax 90°	0.0
Imax >90°	0.0
Imax >95°	0.0

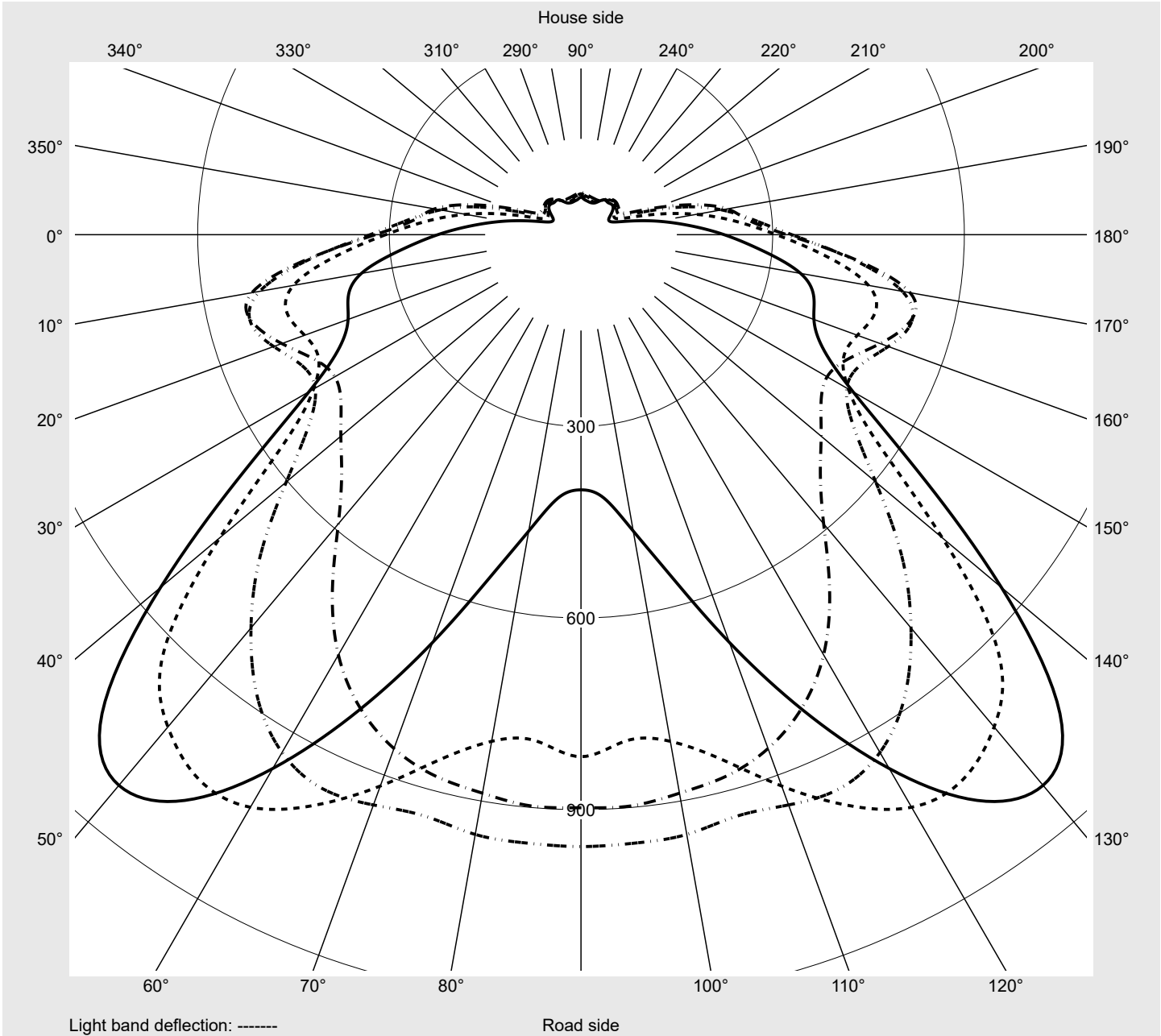
**Measurement conditions**

DIN EN 13032 and DIN 5032

**Photometric test report**

<b>Family</b> <b>Floodlight FL21 mini</b>	<b>Order number: 5XA7775C2E1A</b> <b>EAN: 4058352657157</b>	<b>LP number</b> <b>59252_169</b>
--	--	--------------------------------------

**Envelope curve in cd/klm**      **KMK 57.5°**    **KMK 55°**    **KMK 52.5°**    **KMK 50°**      **siteco**



## Photometric test report

<b>Family</b> Floodlight FL21 mini	<b>Order number: 5XA7775C2E1A</b> <b>EAN: 4058352657157</b>	<b>LP number</b> 59252_169
---------------------------------------	--	-------------------------------

siteco

### Table of values for luminous intensities Maximum luminous intensity

C-planes	0° 180°	5° 175°	10° 170°	15° 165°	20° 160°	25° 155°	30° 150°	35° 145°	40° 140°	45° 135°	50° 130°	55° 125°	60° 120°
$\gamma$	Luminous intensity in cd/klm												
0,0°	131.6	131.6	131.6	131.6	131.6	131.6	131.6	131.6	131.6	131.6	131.6	131.6	131.6
2,5°	132.4	134.5	136.5	138.6	140.7	142.9	145.0	147.2	149.3	151.1	152.6	154.1	155.5
5,0°	136.2	140.7	145.2	150.1	155.2	160.1	165.5	171.2	177.1	182.6	187.7	192.3	196.7
7,5°	140.7	147.8	155.4	163.1	171.8	181.2	191.0	201.4	212.6	224.1	234.3	242.3	248.0
10,0°	145.8	155.5	166.0	177.1	189.8	203.4	219.6	236.2	247.5	254.2	258.8	261.3	262.6
12,5°	150.4	163.4	176.8	191.2	208.5	228.7	244.2	253.7	259.4	261.0	260.3	258.1	255.4
15,0°	152.7	169.1	184.5	203.0	225.6	243.0	253.7	258.5	258.2	255.7	252.1	249.2	247.0
17,5°	153.0	171.4	189.1	213.7	236.0	249.5	254.3	253.6	250.3	247.3	245.3	243.9	243.1
20,0°	150.7	170.1	191.9	220.1	239.7	247.8	247.7	244.7	242.2	240.9	239.8	239.4	239.0
22,5°	146.9	167.3	194.1	222.9	239.1	241.1	238.4	236.2	234.8	234.0	233.9	234.1	234.5
25,0°	143.3	166.0	197.5	224.2	235.4	233.9	231.7	229.8	228.3	228.4	229.2	230.5	231.6
27,5°	141.6	168.5	202.2	227.6	232.9	229.8	227.0	224.2	223.4	224.5	226.5	230.0	233.3
30,0°	143.8	174.8	209.4	232.3	233.6	228.8	223.8	220.7	220.7	223.4	228.9	235.1	241.0
32,5°	151.9	186.1	221.0	239.6	236.5	229.5	222.7	220.1	222.5	229.3	237.7	248.7	261.9
35,0°	167.3	204.1	238.0	252.1	245.3	233.3	225.7	225.6	233.1	243.5	258.5	276.2	294.8
37,5°	189.9	231.0	265.4	275.9	263.2	243.1	234.5	238.8	249.7	266.6	287.4	310.3	332.0
40,0°	219.4	268.8	310.2	319.3	292.3	261.6	252.6	260.2	275.4	298.0	323.7	350.9	373.9
42,5°	255.2	318.2	376.2	379.5	329.0	294.5	282.7	290.6	310.0	334.9	363.8	392.0	416.1
45,0°	291.7	377.9	460.0	441.3	383.2	346.4	329.7	335.2	356.3	380.6	408.5	437.2	467.1
47,5°	313.5	422.4	510.1	492.7	444.3	404.7	385.1	390.6	412.4	433.9	462.3	509.0	567.3
50,0°	322.1	427.1	523.1	531.8	498.3	460.9	444.9	458.7	490.7	529.8	590.9	678.4	759.4
52,5°	330.0	423.0	510.7	534.9	511.8	482.8	480.3	520.0	602.2	709.6	803.6	883.3	935.9
55,0°	305.8	384.9	457.0	476.1	460.3	453.6	483.4	565.6	738.3	923.8	1005.9	1041.7	1034.9
57,5°	224.1	284.8	349.1	377.3	388.0	416.9	491.6	641.3	859.1	1060.2	1125.2	1081.1	964.9
60,0°	124.1	156.8	227.5	273.2	299.1	350.2	474.4	685.2	902.7	1047.0	1045.9	924.1	734.1
62,5°	63.0	73.0	129.6	185.8	222.2	266.7	381.8	564.4	742.6	853.1	813.5	664.6	495.2
65,0°	42.6	44.9	81.7	136.8	181.2	216.0	273.1	371.7	467.9	543.1	529.6	413.8	301.4
67,5°	32.5	35.5	54.9	89.0	121.0	143.7	166.0	206.7	241.9	283.0	278.9	234.8	203.4
70,0°	27.0	28.2	38.3	54.2	71.1	80.0	89.0	107.6	120.9	125.1	137.6	159.0	148.1
72,5°	22.1	22.7	23.8	26.1	38.7	50.0	53.3	52.6	32.7	50.1	82.7	108.4	102.1
75,0°	17.3	18.2	18.6	20.8	23.8	33.3	35.7	23.9	24.2	34.9	57.1	70.0	68.9
77,5°	12.3	13.6	14.7	16.3	17.7	23.3	23.2	18.2	17.8	23.1	38.9	47.5	44.6
80,0°	8.5	9.4	11.0	12.4	13.8	14.7	14.5	12.5	11.8	14.2	22.7	26.3	22.3
82,5°	5.6	6.1	7.7	9.0	10.5	10.4	9.4	8.1	7.1	7.6	12.0	10.9	9.5
85,0°	2.7	3.3	4.5	5.5	6.0	5.5	4.9	3.8	3.3	2.8	2.9	2.9	3.1
87,5°	1.1	1.2	1.4	1.6	1.6	1.4	1.2	1.0	1.0	1.0	1.0	1.0	1.1
90,0°	0.0	0.0	0.0	0.0	0.0	0.0	0.0	0.0	0.0	0.0	0.0	0.0	0.0

## Photometric test report

<b>Family</b> Floodlight FL21 mini	<b>Order number: 5XA7775C2E1A</b> <b>EAN: 4058352657157</b>	<b>LP number</b> 59252_169
<b>Table of values for luminous intensities</b>		<b>Maximum luminous intensity</b>
		<b>siteco</b>

C-planes	65° 115°	70° 110°	75° 105°	80° 100°	85° 95°	90°	185° 355°	190° 350°	195° 345°	200° 340°	205° 335°	210° 330°	215° 325°
γ	Luminous intensity in cd/klm												
0,0°	131.6	131.6	131.6	131.6	131.6	131.6	131.6	131.6	131.6	131.6	131.6	131.6	131.6
2,5°	156.6	157.4	158.2	158.9	159.9	164.9	130.5	128.8	127.2	125.6	124.1	122.9	121.7
5,0°	200.7	204.1	206.9	209.2	211.1	208.1	131.9	128.2	124.8	121.9	119.3	117.2	115.4
7,5°	251.8	254.5	256.3	257.6	258.6	259.4	134.3	128.8	124.2	120.6	117.6	115.5	113.8
10,0°	262.9	262.7	261.8	261.0	260.3	261.7	137.0	130.1	124.5	120.7	117.9	115.7	114.0
12,5°	252.7	250.4	248.2	246.5	245.3	245.4	139.2	130.7	124.9	121.4	118.5	116.9	118.0
15,0°	245.6	244.4	243.3	242.3	241.7	242.0	139.2	129.7	124.3	121.2	119.6	121.5	122.0
17,5°	242.5	242.2	242.0	241.8	241.8	242.1	136.8	126.8	122.1	119.9	122.3	121.8	120.9
20,0°	238.9	239.1	239.3	239.7	240.2	240.8	132.5	122.8	118.8	120.6	120.8	119.0	112.3
22,5°	234.9	235.5	236.2	237.3	238.6	239.5	127.6	118.5	117.1	120.1	117.2	110.8	103.0
25,0°	232.8	234.3	236.2	238.3	240.1	240.7	123.8	115.5	117.5	117.1	112.7	102.5	95.4
27,5°	235.5	237.9	241.2	245.0	248.0	251.6	122.0	114.1	119.1	114.4	104.9	95.8	88.1
30,0°	247.1	253.8	260.5	267.0	271.5	271.3	123.0	116.1	119.8	111.9	98.9	90.2	79.8
32,5°	273.6	283.7	292.5	300.5	305.7	312.0	128.5	123.1	121.2	108.8	94.1	84.0	75.1
35,0°	310.3	322.7	333.0	341.7	347.8	347.3	139.5	135.3	123.3	105.0	89.7	77.9	73.4
37,5°	350.9	365.7	376.4	385.0	391.1	393.4	155.8	149.6	126.9	103.3	85.9	75.6	73.2
40,0°	394.0	410.6	422.4	431.0	437.2	436.5	178.6	167.3	134.1	105.7	84.0	76.1	74.0
42,5°	437.8	455.4	469.6	480.6	488.5	498.0	204.1	186.9	144.7	111.1	85.3	76.9	74.4
45,0°	496.1	523.4	548.1	567.3	579.9	574.6	230.4	207.0	158.8	119.3	86.5	76.9	75.2
47,5°	622.1	667.2	704.9	729.3	744.5	772.1	248.7	221.2	172.9	124.8	85.9	75.9	75.1
50,0°	817.7	856.0	877.6	887.8	897.6	897.0	262.7	232.7	181.0	121.5	80.7	72.4	72.3
52,5°	957.0	949.9	942.3	953.3	956.1	957.8	270.4	223.5	168.0	104.5	72.0	66.7	68.0
55,0°	985.4	918.4	850.3	805.3	795.7	817.1	242.5	183.3	124.3	77.7	60.2	59.3	63.2
57,5°	820.8	679.3	557.4	471.0	414.0	399.4	168.5	121.8	83.1	58.3	49.6	50.4	58.2
60,0°	565.9	416.9	291.2	218.8	201.8	204.1	98.5	76.3	60.2	49.5	42.7	42.5	51.4
62,5°	352.9	225.2	172.1	164.4	165.0	163.5	62.0	53.1	50.9	44.0	38.6	37.9	42.6
65,0°	215.8	157.2	148.0	144.2	146.1	148.1	45.1	41.3	45.0	39.4	35.9	35.1	37.7
67,5°	155.8	138.1	133.4	129.5	129.8	126.1	35.6	35.3	36.1	34.5	32.8	32.2	34.9
70,0°	123.4	120.3	112.5	104.4	99.6	99.7	28.5	30.8	31.5	31.1	29.5	29.2	32.2
72,5°	90.4	88.2	79.7	70.9	68.2	63.4	23.2	24.9	27.7	26.3	25.0	25.2	27.5
75,0°	64.4	59.0	56.6	51.9	49.2	49.4	19.3	20.8	21.2	21.1	20.8	20.7	21.5
77,5°	39.1	35.8	37.0	39.4	36.6	32.0	13.8	15.5	15.5	15.5	15.9	15.5	15.0
80,0°	19.4	19.5	22.1	22.4	19.3	18.9	9.2	10.4	10.5	10.7	10.7	10.1	9.5
82,5°	9.4	9.3	10.3	10.0	8.2	7.7	5.7	6.3	6.7	6.6	6.3	5.9	5.5
85,0°	3.1	3.0	2.9	2.9	2.8	3.0	2.9	3.2	3.4	3.2	3.1	2.9	2.7
87,5°	1.1	1.1	1.1	1.0	1.0	1.0	1.1	1.2	1.3	1.3	1.2	1.2	1.2
90,0°	0.0	0.0	0.0	0.0	0.0	0.0	0.0	0.0	0.0	0.0	0.0	0.0	0.0

## Photometric test report

<b>Family</b> Floodlight FL21 mini	<b>Order number: 5XA7775C2E1A</b> <b>EAN: 4058352657157</b>	<b>LP number</b> 59252_169
<b>Table of values for luminous intensities</b>		<b>Maximum luminous intensity</b>
		<b>siteco</b>

C-planes	220° 320°	225° 315°	230° 310°	235° 305°	240° 300°	245° 295°	250° 290°	255° 285°	260° 280°	265° 275°	270°	Phi-zone	Total Phi-zone
γ	Luminous intensity in cd/klm											Luminous flux in lm/klm	
0,0°	131.6	131.6	131.6	131.6	131.6	131.6	131.6	131.6	131.6	131.6	131.6	0.2	0.2
2,5°	120.5	119.5	118.5	117.8	117.0	116.5	116.1	115.8	115.6	115.3	115.3	1.6	1.8
5,0°	113.8	112.6	111.6	110.9	110.4	110.0	109.7	109.6	109.4	109.1	109.2	3.5	5.3
7,5°	112.5	111.3	110.4	110.0	110.0	110.3	110.8	111.4	111.9	112.1	112.2	5.9	11.2
10,0°	113.2	113.9	115.3	116.9	118.0	118.9	120.0	120.9	121.7	122.0	122.0	8.4	19.6
12,5°	119.7	120.5	121.6	122.0	120.4	118.5	116.9	115.9	115.3	114.8	114.6	10.5	30.1
15,0°	122.1	120.5	116.5	113.3	110.9	109.0	107.6	106.7	106.1	105.6	105.2	12.5	42.6
17,5°	115.7	110.7	106.8	103.7	101.2	98.4	94.9	91.4	88.7	87.1	86.6	14.2	56.8
20,0°	106.2	101.5	97.6	92.5	85.4	80.0	77.7	77.1	77.0	77.0	76.9	15.6	72.4
22,5°	97.2	91.7	83.1	76.4	74.6	74.5	74.9	75.4	75.7	76.0	76.1	16.9	89.3
25,0°	88.7	78.4	73.8	72.9	73.0	73.6	74.4	75.3	76.2	76.8	77.1	18.3	107.7
27,5°	77.4	72.9	71.9	71.8	72.1	72.9	74.3	75.8	77.2	78.1	78.5	19.9	127.6
30,0°	73.6	71.9	71.4	71.4	71.7	72.7	74.5	76.4	78.1	79.3	79.7	22.0	149.6
32,5°	72.5	71.5	71.3	71.0	71.4	72.5	74.3	76.4	78.2	79.3	79.6	24.7	174.3
35,0°	72.1	71.7	71.3	71.2	71.2	72.0	73.0	74.5	76.2	77.3	77.7	28.1	202.4
37,5°	72.9	73.2	73.4	72.0	70.5	70.0	70.4	71.0	71.9	72.8	73.3	32.3	234.7
40,0°	73.9	75.3	75.1	71.5	68.7	66.7	66.6	67.4	68.6	69.5	69.9	37.6	272.3
42,5°	74.4	76.4	74.5	69.2	66.0	64.5	64.1	64.7	66.1	67.6	68.3	43.9	316.2
45,0°	75.2	75.9	73.1	68.2	64.3	62.2	61.4	62.3	64.3	66.3	67.4	52.1	368.3
47,5°	75.1	74.8	73.2	67.8	62.7	60.7	60.0	61.4	64.6	67.3	68.4	63.5	431.8
50,0°	74.2	74.8	72.5	67.4	61.7	59.9	60.1	60.9	62.5	64.5	66.0	77.1	508.9
52,5°	72.3	73.4	70.7	67.3	61.5	59.5	57.9	58.1	59.9	61.8	64.0	88.3	597.2
55,0°	69.1	70.8	68.3	66.7	61.9	57.2	55.2	55.5	56.4	58.2	61.7	90.8	688.0
57,5°	65.7	67.4	65.6	66.0	61.7	55.4	52.8	52.5	53.7	55.6	58.5	81.1	769.0
60,0°	61.4	63.0	62.1	63.8	61.7	55.3	51.6	51.0	52.2	56.1	60.3	66.4	835.4
62,5°	52.6	57.3	56.9	60.4	60.7	55.9	51.6	51.3	57.5	69.3	75.4	51.0	886.5
65,0°	43.1	48.7	51.4	55.4	57.9	56.1	52.5	56.3	62.8	61.2	61.7	36.9	923.4
67,5°	37.4	38.3	42.6	48.4	54.0	54.3	53.4	55.3	52.6	53.2	54.3	25.3	948.7
70,0°	32.2	30.9	33.3	40.0	47.3	50.8	51.5	49.0	47.0	48.3	49.4	17.6	966.3
72,5°	25.8	25.0	24.1	28.5	36.2	42.4	45.8	39.0	39.0	39.6	40.0	11.9	978.2
75,0°	19.8	17.8	17.9	20.3	25.4	31.1	36.7	33.2	30.3	30.4	31.0	8.7	986.9
77,5°	13.8	12.8	12.8	14.4	18.1	21.3	25.2	25.0	21.7	21.6	22.2	6.1	993.0
80,0°	8.7	8.6	8.6	9.3	11.7	12.3	13.6	15.3	13.6	13.3	13.5	3.7	996.7
82,5°	5.2	5.1	5.1	5.6	6.8	6.7	6.7	7.3	7.2	6.9	7.1	2.1	998.8
85,0°	2.6	2.5	2.5	2.6	2.8	2.7	2.7	2.6	2.6	2.6	2.6	0.9	999.7
87,5°	1.2	1.3	1.3	1.3	1.4	1.4	1.4	1.4	1.4	1.4	1.4	0.3	1000.0
90,0°	0.0	0.0	0.0	0.0	0.0	0.0	0.0	0.0	0.0	0.0	0.0	0.0	1000.0

## Photometric test report

<b>Family</b> Floodlight FL21 mini	<b>Order number: 5XA7775C2E1A</b> <b>EAN: 4058352657157</b>	<b>LP number</b> 59252_169
---------------------------------------	--	-------------------------------

<b>Dimming levels table</b>	environmental temperature: 25°C	<b>siteco</b>
-----------------------------	---------------------------------	---------------

Luminous flux [%]	Dimming level linear	Dimming level logarithmic	Luminous flux [lm]	Power consumption [W]start of lifetime	Power consumption [W]end of lifetime	Power consumption [W]average
100	254	254	11770	89.0	93.8	91.4
95	239	252	11172	83.9	88.3	86.1
90	225	250	10606	79.1	83.3	81.2
85	210	247	9987	74.0	77.9	76.0
80	196	245	9400	69.2	72.9	71.1
75	183	242	8841	64.8	68.2	66.5
70	169	239	8233	60.1	63.2	61.6
65	156	236	7658	55.7	58.6	57.2
60	143	233	7077	51.3	54.0	52.6
55	130	229	6483	47.0	49.4	48.2
50	117	226	5882	42.7	44.8	43.8
45	104	221	5273	38.3	40.2	39.2
40	92	217	4703	34.3	36.0	35.2
35	80	212	4122	30.4	31.8	31.1
30	68	206	3536	26.5	27.6	27.0
25	56	199	2942	22.6	23.6	23.1
25	55	198	2892	22.3	23.3	22.8