

Photometric test report

Family
MUSHROOM LUMINAIRE LED

Order number: **5XA5235RF14H**
EAN: **4058352833346**

LP number
57120_29



Version post-top- or mounting to wall arm
Optic direct, symmetric wide distribution
C120005
Cover cover transparent, PMMA
Lamps LED 4000 K | CRI ≥ 70
Controlgear ECG SITECO iQ
Rated values Net luminous flux = 3000 lm
Power consumption = 18.5 W
Luminous efficacy = 162.2 lm/W

serial
documentation
24.02.2023

siteco

Luminous intensity in cd/klm

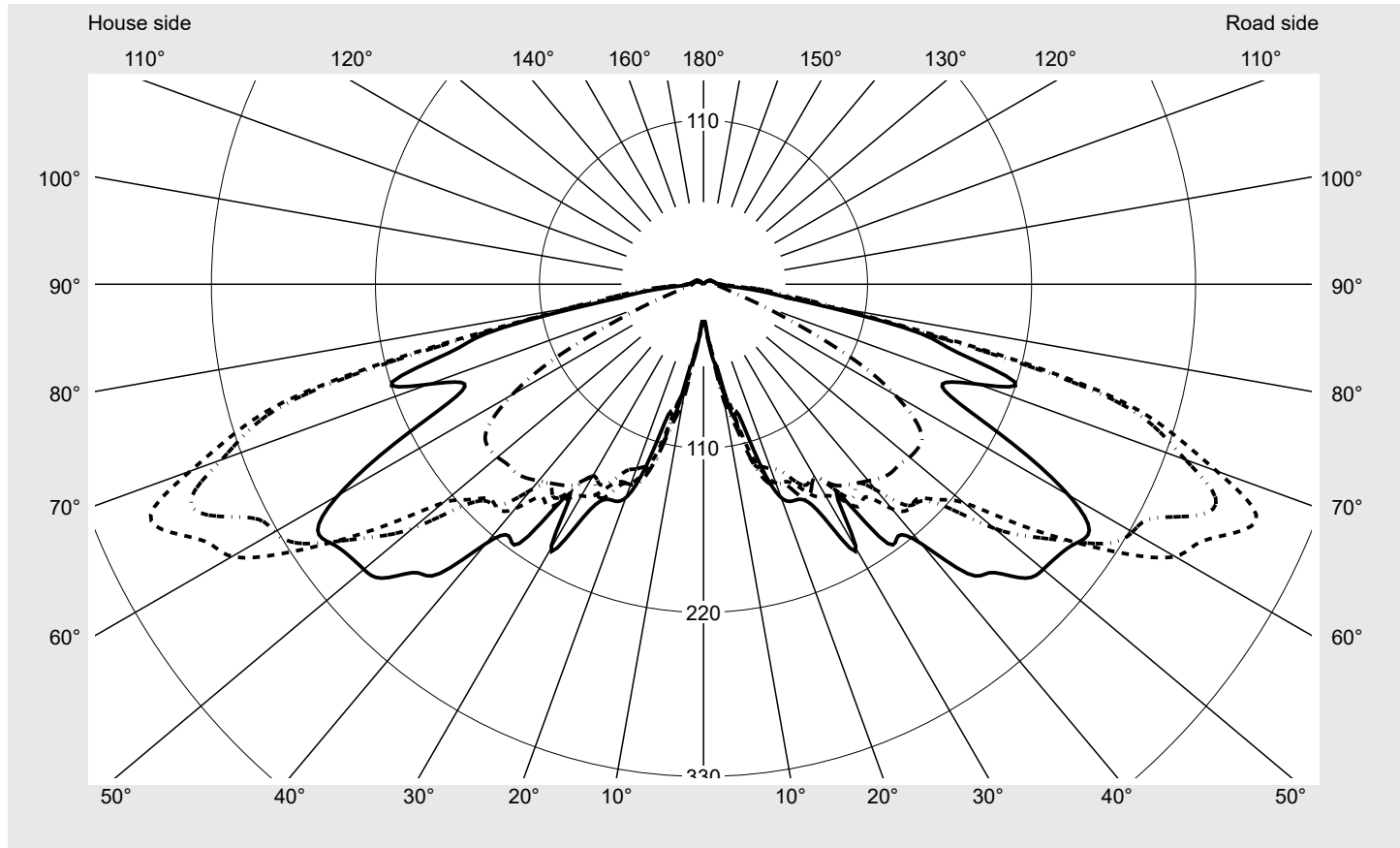
C180-0

C205-25

C210-30

C270-90

Imax: 401 cd/klm



Luminaire output ratios

Eta	100.0%
Eta 0° - 90°	97.4%
Eta 90° - 180°	2.6%

Luminous intensity class acc. to EN13201-2

Class:	G3
Imax 70°	366.2
Imax 80°	92.9
Imax 90°	11.9
Imax >90°	9.1
Imax >95°	8.3

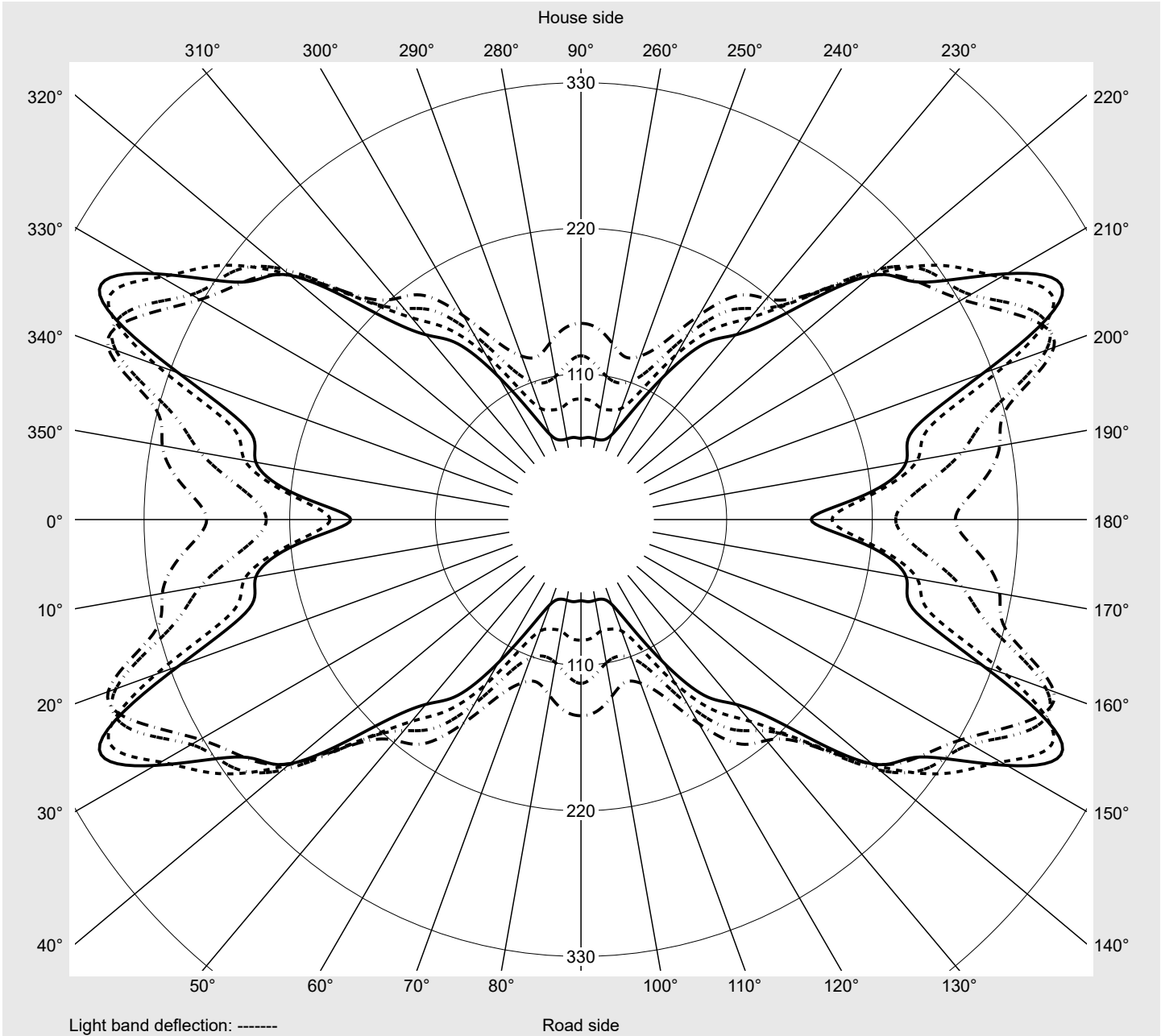
Measurement conditions

DIN EN 13032 and DIN 5032

Photometric test report

Family MUSHROOM LUMINAIRE LED	Order number: 5XA5235RF14H EAN: 4058352833346	LP number 57120_29
--	--	-------------------------------------

Envelope curve in cd/klm **KMK 67.5°** **KMK 65°** **KMK 62.5°** **KMK 60°** **siteco**



Photometric test report

Family MUSHROOM LUMINAIRE LED	Order number: 5XA5235RF14H EAN: 4058352833346	LP number 57120_29
Table of values for luminous intensities		Maximum luminous intensity
		siteco


C- planes	0° 180°	5°	10°	15°	20°	25°	30°	35°	40°	45°
		175° 185° 355°	170° 190° 350°	165° 195° 345°	160° 200° 340°	155° 205° 335°	150° 210° 330°	145° 215° 325°	140° 220° 320°	135° 225° 315°
Luminous intensity in cd/klm										
γ										
0,0°	26.9	26.9	26.9	26.9	26.9	26.9	26.9	26.9	26.9	26.9
2,5°	25.3	25.6	25.8	26.2	26.0	26.9	27.3	27.9	27.7	27.3
5,0°	37.9	38.2	38.8	38.6	38.4	37.9	37.7	38.1	38.5	39.5
7,5°	51.8	52.3	51.0	52.1	51.5	48.7	46.8	47.4	49.0	51.3
10,0°	62.2	62.3	63.7	66.4	69.8	70.7	71.1	72.3	71.6	70.4
12,5°	90.5	92.6	93.4	89.7	87.2	83.2	84.2	84.5	90.4	89.8
15,0°	89.9	101.2	103.2	104.3	102.5	112.4	120.5	115.8	118.4	112.5
17,5°	127.6	123.7	127.0	134.8	131.7	131.9	128.3	131.6	129.4	126.6
20,0°	152.3	150.9	149.7	151.7	149.4	141.9	131.8	124.5	123.8	118.1
22,5°	157.1	159.1	165.3	157.6	153.3	143.3	135.4	132.5	123.5	117.1
25,0°	159.6	152.0	158.6	149.9	152.2	149.3	145.8	138.6	124.4	115.9
27,5°	178.8	161.8	157.1	153.6	155.0	159.9	151.1	153.9	145.0	134.0
30,0°	204.8	179.3	197.8	179.9	169.4	163.8	148.3	140.2	142.5	147.0
32,5°	165.9	178.7	174.4	172.2	171.4	170.9	162.7	151.6	157.3	167.3
35,0°	208.5	216.0	210.4	200.0	189.3	181.9	174.8	164.6	163.3	167.0
37,5°	213.6	228.3	227.6	211.3	197.8	179.6	168.8	175.4	184.3	181.1
40,0°	226.9	244.3	235.1	220.1	211.0	196.5	180.1	184.7	195.4	201.2
42,5°	263.7	257.2	241.8	224.5	218.5	204.2	201.0	202.5	202.3	213.0
45,0°	273.3	272.5	263.5	241.7	228.7	203.3	205.7	220.2	223.9	220.2
47,5°	291.7	278.8	285.2	269.3	241.6	213.8	221.0	234.9	240.5	232.4
50,0°	297.4	298.3	308.8	291.1	266.5	227.9	254.7	255.7	245.8	234.4
52,5°	299.4	301.4	302.0	303.9	288.6	262.6	278.2	278.6	253.3	235.0
55,0°	303.7	321.4	318.2	320.1	319.5	300.0	300.6	291.2	265.1	239.5
57,5°	306.8	324.5	322.7	332.5	354.6	336.5	323.0	298.1	275.3	240.9
60,0°	282.7	302.4	321.1	334.7	380.0	365.2	332.2	312.2	286.8	239.2
62,5°	237.7	256.0	291.9	322.4	373.9	374.9	339.8	324.2	294.4	236.4
65,0°	189.6	221.3	257.9	273.5	341.5	393.8	366.4	334.5	288.2	235.8
67,5°	173.9	215.5	249.4	259.4	323.3	400.9	371.4	312.7	287.1	221.8
70,0°	196.1	224.3	258.1	273.0	300.6	366.2	344.0	295.3	256.8	203.8
72,5°	219.3	229.0	241.0	253.7	292.9	327.7	316.6	262.8	205.3	169.2
75,0°	175.7	183.5	207.7	221.0	264.4	272.0	262.5	196.3	145.4	124.9
77,5°	144.3	133.9	140.2	155.5	169.5	163.4	152.2	115.3	98.5	91.1
80,0°	74.0	69.8	74.4	92.9	86.6	85.0	91.9	83.7	74.9	58.4
82,5°	43.2	40.8	43.5	58.4	48.2	45.5	56.7	64.9	56.7	42.4
85,0°	20.8	21.1	22.9	28.4	27.5	30.8	37.8	41.7	33.1	27.9
87,5°	11.2	11.4	12.0	13.5	15.5	16.5	16.6	18.0	19.3	17.8
90,0°	10.0	10.2	10.5	11.2	11.4	11.7	11.9	11.8	11.2	10.8
92,5°	8.8	9.0	9.1	9.1	9.0	9.0	9.0	8.9	8.7	8.6
95,0°	8.6	8.6	8.7	8.5	8.4	8.3	8.2	7.9	7.9	7.7
97,5°	7.9	8.2	8.3	8.1	7.9	7.9	7.8	7.6	7.5	7.4
100,0°	7.5	7.7	7.8	7.8	7.7	7.5	7.5	7.3	7.1	7.0
102,5°	7.1	7.4	7.4	7.4	7.3	7.1	7.1	7.0	6.8	6.6
105,0°	6.9	7.0	7.1	7.0	7.0	6.7	6.7	6.7	6.6	6.4
107,5°	6.5	6.6	6.8	6.6	6.6	6.6	6.5	6.3	6.2	6.2
110,0°	6.1	6.2	6.4	6.3	6.2	6.2	6.1	6.0	6.0	5.8

Photometric test report

Family MUSHROOM LUMINAIRE LED	Order number: 5XA5235RF14H EAN: 4058352833346	LP number 57120_29
Table of values for luminous intensities		Maximum luminous intensity
		siteco

C-planes	50°	55°	60°	65°	70°	75°	80°	85°	90°	Phi-zone	Total Phi-zone
	130°	125°	120°	115°	110°	105°	100°	95°			
	230°	235°	240°	245°	250°	255°	260°	265°	270°		
	310°	305°	300°	295°	290°	285°	280°	275°			
γ	Luminous intensity in cd/klm									Luminous flux in lm/klm	
0,0°	26.9	26.9	26.9	26.9	26.9	26.9	26.9	26.9	26.9	0.0	0.0
2,5°	27.2	27.6	27.8	27.7	28.4	29.5	28.6	27.8	27.7	0.3	0.4
5,0°	39.8	39.9	39.6	38.9	38.2	38.0	38.8	39.0	38.9	0.9	1.3
7,5°	55.9	57.1	58.1	55.1	53.8	53.1	52.9	53.0	51.2	1.9	3.2
10,0°	73.9	76.7	75.5	73.7	74.5	78.6	78.8	79.3	80.1	3.4	6.6
12,5°	91.8	95.2	93.6	89.1	88.9	90.9	93.7	95.6	95.8	5.4	12.0
15,0°	110.2	111.7	111.4	110.5	112.7	113.0	114.0	116.4	119.6	7.9	19.8
17,5°	122.6	119.6	121.1	120.0	125.5	131.7	136.5	139.4	138.0	10.6	30.4
20,0°	115.9	123.3	126.3	127.9	130.4	133.5	135.8	138.9	142.9	12.6	43.0
22,5°	120.8	126.7	131.7	134.3	135.8	139.7	144.3	146.7	145.7	14.7	57.7
25,0°	118.2	126.4	133.8	136.7	142.4	147.9	155.0	156.7	158.0	16.5	74.2
27,5°	129.8	129.5	140.9	144.7	147.0	149.0	152.3	154.5	156.1	18.9	93.1
30,0°	143.0	138.9	147.5	155.7	158.4	155.7	154.3	151.6	149.6	21.7	114.8
32,5°	166.8	162.8	160.6	165.8	165.6	158.5	157.5	159.3	158.8	24.3	139.1
35,0°	176.3	179.8	169.7	170.4	173.7	166.1	163.6	164.8	164.5	28.1	167.2
37,5°	183.4	194.4	187.2	181.6	178.8	168.5	166.4	168.2	168.2	31.3	198.5
40,0°	197.3	201.4	199.4	186.8	180.6	169.6	169.0	171.0	172.0	34.7	233.1
42,5°	212.1	207.6	206.6	194.1	181.0	171.8	172.2	174.6	176.1	38.1	271.3
45,0°	221.4	214.9	209.3	200.7	182.3	174.5	175.2	177.6	178.3	41.6	312.8
47,5°	228.2	222.4	212.0	201.2	181.3	175.8	176.0	177.8	178.6	45.2	358.1
50,0°	234.0	226.2	212.4	198.2	178.7	176.1	176.8	179.6	180.4	49.0	407.1
52,5°	235.9	230.6	212.6	190.0	173.6	173.4	176.5	180.7	181.0	52.2	459.3
55,0°	236.2	230.0	205.0	178.3	162.6	164.2	169.8	176.7	178.8	55.4	514.7
57,5°	229.9	223.0	194.8	163.2	148.3	149.5	156.3	163.6	167.5	57.5	572.1
60,0°	217.8	206.6	177.8	147.2	131.5	127.4	135.3	144.9	148.2	57.7	629.9
62,5°	208.1	192.1	160.8	127.2	111.3	107.0	110.0	118.1	123.7	55.8	685.6
65,0°	199.0	176.2	143.7	107.6	89.5	85.7	85.6	89.9	91.1	52.9	738.5
67,5°	182.2	162.0	124.6	89.2	68.4	62.3	61.9	62.3	61.4	50.3	788.8
70,0°	165.3	144.3	105.8	74.7	53.5	41.7	40.9	41.5	41.6	47.4	836.1
72,5°	138.3	119.1	87.5	57.9	42.2	29.5	27.2	26.5	27.3	42.8	879.0
75,0°	117.2	105.9	77.5	45.1	27.8	22.5	20.3	19.7	19.6	35.5	914.4
77,5°	92.7	91.2	66.1	33.4	19.5	17.3	16.3	16.0	15.7	24.6	939.0
80,0°	50.5	51.2	34.1	17.1	14.0	13.2	13.1	13.0	12.8	14.5	953.5
82,5°	33.2	24.3	18.0	12.2	11.3	10.9	10.8	10.7	10.8	9.3	962.8
85,0°	21.8	17.1	14.0	10.6	9.8	9.5	9.3	9.1	9.0	5.9	968.7
87,5°	15.0	12.1	10.5	9.3	8.9	8.7	8.3	8.1	7.7	3.5	972.2
90,0°	10.2	9.8	9.0	8.6	8.3	7.8	7.4	7.3	7.3	2.7	974.9
92,5°	8.5	8.3	8.3	8.1	7.9	7.4	7.1	6.9	6.9	2.3	977.2
95,0°	7.5	7.5	7.1	7.0	6.8	6.6	6.6	6.5	6.5	2.1	979.3
97,5°	7.1	7.0	6.8	6.6	6.6	6.4	6.3	6.3	6.3	2.0	981.3
100,0°	6.7	6.7	6.6	6.4	6.2	6.2	6.1	6.1	6.1	1.9	983.1
102,5°	6.6	6.5	6.2	6.2	6.0	5.9	5.9	5.8	5.7	1.8	984.9
105,0°	6.2	6.2	6.1	5.8	5.8	5.8	5.7	5.6	5.5	1.7	986.6
107,5°	6.0	5.8	5.8	5.8	5.5	5.5	5.5	5.4	5.1	1.6	988.2
110,0°	5.7	5.7	5.6	5.5	5.5	5.4	5.3	5.2	4.7	1.5	989.7

Photometric test report

Family MUSHROOM LUMINAIRE LED	Order number: 5XA5235RF14H EAN: 4058352833346	LP number 57120_29
Table of values for luminous intensities		Maximum luminous intensity
		

C-planes	0° 180°	5°	10°	15°	20°	25°	30°	35°	40°	45°
		175° 185° 355°	170° 190° 350°	165° 195° 345°	160° 200° 340°	155° 205° 335°	150° 210° 330°	145° 215° 325°	140° 220° 320°	135° 225° 315°
		Luminous intensity in cd/klm								
γ										
112,5°	5.7	6.0	6.0	6.1	5.9	5.8	5.7	5.7	5.7	5.6
115,0°	5.5	5.6	5.7	5.7	5.7	5.7	5.6	5.4	5.4	5.3
117,5°	5.1	5.3	5.3	5.3	5.3	5.3	5.3	5.1	5.1	5.0
120,0°	5.5	5.0	4.9	5.1	5.2	5.0	4.9	4.9	4.9	4.9
122,5°	4.7	4.7	4.9	4.8	4.8	4.8	4.7	4.8	4.6	4.5
125,0°	4.3	4.3	4.4	4.4	4.3	4.3	4.3	4.3	4.2	4.3
127,5°	3.7	3.7	3.7	3.7	3.8	3.7	3.7	3.7	3.6	3.7
130,0°	3.3	2.9	2.9	3.1	3.1	3.0	3.0	2.9	2.9	2.9
132,5°	2.4	2.3	2.3	2.2	2.2	2.2	2.2	2.2	2.3	2.2
135,0°	2.0	2.0	2.0	2.0	2.0	2.0	2.0	2.0	2.0	1.9
137,5°	2.0	1.9	1.8	1.8	1.8	1.8	1.8	1.8	1.8	1.8
140,0°	1.6	1.6	1.6	1.5	1.6	1.5	1.6	1.6	1.5	1.5
142,5°	1.4	1.5	1.4	1.4	1.4	1.4	1.4	1.4	1.4	1.4
145,0°	1.2	1.2	1.2	1.2	1.2	1.2	1.2	1.2	1.2	1.2
147,5°	1.0	1.1	1.1	1.0	1.0	1.0	1.0	1.0	0.9	1.0
150,0°	0.0	0.0	0.0	0.0	0.0	0.0	0.0	0.0	0.0	0.0
165,0°	0.0	0.0	0.0	0.0	0.0	0.0	0.0	0.0	0.0	0.0
180,0°	0.0	0.0	0.0	0.0	0.0	0.0	0.0	0.0	0.0	0.0

C-planes	50°	55°	60°	65°	70°	75°	80°	85°	90° 270°	Phi-zone	Total Phi-zone	
	130° 230° 310°	125° 235° 305°	120° 240° 300°	115° 245° 295°	110° 250° 290°	105° 255° 285°	100° 260° 280°	95° 265° 275°				
		Luminous intensity in cd/klm									Luminous flux in lm/klm	
γ												
112,5°	5.6	5.5	5.4	5.3	5.2	5.2	5.1	5.0	4.1	1.4	991.1	
115,0°	5.3	5.3	5.1	5.1	5.1	5.0	5.0	4.4	2.9	1.3	992.4	
117,5°	5.0	4.9	4.9	4.9	4.8	4.9	4.8	4.0	2.4	1.2	993.6	
120,0°	4.9	4.9	4.8	4.7	4.7	4.6	4.6	3.5	2.0	1.1	994.7	
122,5°	4.5	4.5	4.5	4.5	4.5	4.5	4.4	3.2	2.0	1.0	995.8	
125,0°	4.1	4.1	4.1	4.1	4.1	4.1	4.1	2.9	1.8	0.9	996.7	
127,5°	3.7	3.6	3.6	3.5	3.6	3.6	3.3	2.4	1.6	0.8	997.5	
130,0°	2.9	2.9	2.8	2.8	2.9	2.9	2.7	2.0	1.6	0.6	998.0	
132,5°	2.2	2.2	2.2	2.2	2.2	2.2	2.0	1.6	1.4	0.4	998.5	
135,0°	2.0	2.0	2.0	2.0	2.0	2.0	1.8	1.6	1.4	0.4	998.9	
137,5°	1.7	1.8	1.6	1.6	1.6	1.6	1.6	1.4	1.2	0.3	999.2	
140,0°	1.5	1.5	1.6	1.5	1.6	1.6	1.5	1.2	1.2	0.3	999.5	
142,5°	1.3	1.3	1.2	1.3	1.2	1.2	1.2	1.2	1.2	0.2	999.7	
145,0°	1.2	1.1	1.1	1.2	1.2	1.2	1.2	1.0	1.2	0.2	999.9	
147,5°	0.9	1.0	0.9	1.0	1.1	1.0	1.0	1.0	1.0	0.2	1000.0	
150,0°	0.0	0.0	0.0	0.0	0.0	0.0	0.0	0.0	0.0	0.0	1000.0	
165,0°	0.0	0.0	0.0	0.0	0.0	0.0	0.0	0.0	0.0	0.0	1000.0	
180,0°	0.0	0.0	0.0	0.0	0.0	0.0	0.0	0.0	0.0	0.0	1000.0	

Photometric test report

Family MUSHROOM LUMINAIRE LED	Order number: 5XA5235RF14H EAN: 4058352833346	LP number 57120_29
Dimming levels table		environmental temperature: 25°C
siteco		

Luminous flux [%]	Dimming level linear	Dimming level logarithmic	Luminous flux [lm]	Power consumption [W]start of lifetime	Power consumption [W]end of lifetime	Power consumption [W]average
100	254	254	3000	18.5	19.7	19.1
95	241	252	2846	17.5	18.6	18.0
90	229	250	2705	16.6	17.6	17.1
85	216	248	2551	15.6	16.6	16.1
80	203	246	2398	14.7	15.6	15.2
75	190	243	2244	13.7	14.6	14.2
70	178	241	2102	12.8	13.6	13.2
65	165	238	1949	11.9	12.6	12.2
60	152	235	1795	11.0	11.6	11.3
55	140	232	1654	10.1	10.8	10.4
50	127	229	1500	9.3	9.8	9.6
45	114	225	1346	8.4	8.9	8.6
40	102	221	1205	7.7	8.1	7.9
35	89	216	1051	6.8	7.2	7.0
30	76	210	898	6.0	6.3	6.2
25	63	203	744	5.2	5.5	5.4
20	51	195	602	4.5	4.7	4.6
18	46	191	543	4.1	4.3	4.2