

Photometric test report

Family
Silica® 21

Order number: 51MX30DC49SB
EAN: 4058352892749

LP number
59413_66



Version Suspended luminaire, with homogeneous illumination, cover, opal, direct-/ indirect distribution, extremely wide distribution, UGR≤25

Lamps LED 4000 K | CRI ≥ 80

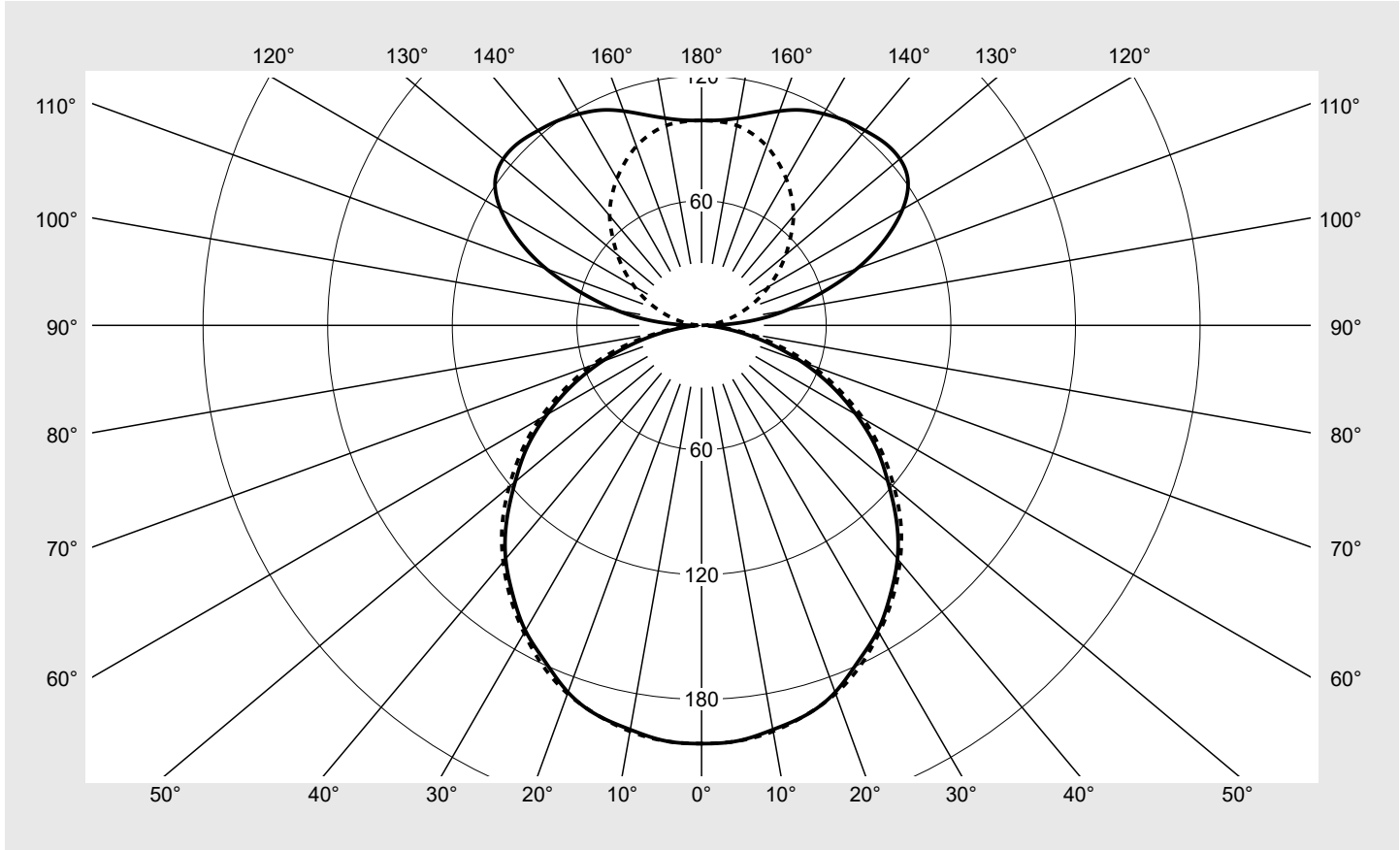
Controlgear ECG-DALI

Rated values Net luminous flux = 10520 lm
Power consumption = 64.1 W
Luminous efficacy = 164.1 lm/W

serial documentation
02.08.2023



Luminous intensity in cd/klm C180-0 C270-90 **Imax: 201 cd/klm**



Classifications


DIN 5040	C 4 2
CIE	N1=47 N2=79 N3=96 N4=57 N5=100

Luminaire light output ratios

η_{LB}	100.0%
ϕ_u	57.0%
ϕ_o	43.0%

Measurement conditions
DIN EN 13032 and DIN 5032

Photometric test report

Family Silica® 21	Order number: 51MX30DC49SB EAN: 4058352892749	LP number 59413_66
Table of values for luminous intensities		
Maximum luminous intensity		

C-planes γ	0° 180°	15°	30°	45°	60°	75°	90° 270°	Phi-zone	Total Phi-zone
		165° 195° 345°	150° 210° 330°	135° 225° 315°	120° 240° 300°	105° 255° 285°			
Luminous intensity in cd/klm								Luminous flux in lm/klm	
0°	201.3	201.3	201.3	201.3	201.3	201.3	201.3	1.2	1.2
5°	200.8	201.1	200.5	200.6	200.7	201.0	200.8	9.6	10.8
10°	197.6	197.2	197.1	197.6	198.5	197.9	198.4	18.8	29.6
15°	194.2	193.6	192.5	193.4	194.0	194.3	194.2	27.5	57.1
20°	188.0	187.6	186.2	187.1	187.3	187.7	188.7	35.1	92.2
25°	178.4	178.6	177.9	178.8	179.9	179.8	180.8	41.5	133.7
30°	169.6	169.4	168.2	169.6	170.9	170.8	170.9	46.6	180.3
35°	158.4	158.6	157.6	158.2	158.8	159.6	160.3	49.9	230.1
40°	146.7	146.4	146.5	146.2	147.1	147.3	148.6	51.7	281.9
45°	132.6	132.7	133.0	133.0	133.6	133.9	135.7	51.7	333.6
50°	117.1	118.0	118.4	118.9	120.0	120.2	120.9	50.0	383.6
55°	102.6	102.7	103.4	103.9	104.8	104.8	105.8	46.7	430.3
60°	86.0	86.4	86.9	87.2	88.6	88.7	90.0	41.6	471.9
65°	69.1	69.7	70.6	71.5	72.2	72.9	72.9	35.4	507.3
70°	51.3	52.3	52.8	54.1	55.2	55.9	56.2	27.8	535.1
75°	33.8	34.6	35.2	36.4	37.6	38.6	38.9	19.3	554.4
80°	17.8	18.1	18.7	19.5	20.7	21.6	21.9	10.7	565.1
85°	5.8	6.0	6.3	6.7	7.3	8.0	8.2	3.8	568.8
90°	5.3	5.2	5.5	5.5	3.6	1.7	1.1	2.3	571.1
95°	23.1	23.6	25.3	23.9	15.3	7.9	4.1	10.0	581.1
100°	41.3	42.4	42.7	37.4	25.1	14.2	9.3	16.8	597.9
105°	59.2	60.4	59.2	50.6	34.6	21.4	15.7	23.3	621.2
110°	79.5	79.8	74.8	62.3	44.4	29.0	22.5	29.3	650.4
115°	97.2	96.3	88.8	73.1	53.8	36.6	30.0	34.1	684.6
120°	111.8	110.0	100.3	81.8	62.6	44.0	37.3	37.4	722.0
125°	121.3	118.0	107.2	89.8	70.0	51.0	45.1	38.9	760.9
130°	124.6	121.9	110.5	94.5	75.7	58.3	52.9	38.5	799.3
135°	124.4	121.9	111.7	97.7	80.2	65.0	60.7	36.8	836.1
140°	122.4	120.5	112.1	100.0	84.0	71.4	68.8	34.3	870.4
145°	120.4	119.1	112.0	101.3	87.5	77.3	75.5	31.2	901.5
150°	117.6	117.1	110.8	101.2	90.4	83.0	81.5	27.5	929.0
155°	114.3	114.0	108.0	100.7	92.6	88.1	86.9	23.3	952.4
160°	109.8	109.5	104.7	99.9	94.6	92.0	91.8	18.8	971.2
165°	104.9	104.4	101.9	98.7	96.5	95.2	95.3	14.1	985.3
170°	101.3	100.8	100.1	98.8	97.8	97.7	97.7	9.4	994.7
175°	99.2	99.0	98.5	98.3	98.4	98.4	98.4	4.7	999.4
180°	98.6	98.6	98.6	98.6	98.6	98.6	98.6	0.6	1000.0

Photometric test report

Family Silica® 21	Order number: 51MX30DC49SB EAN: 4058352892749	LP number 59413_66
-----------------------------	--	------------------------------

UGR-Table	Standard room	siteco
------------------	----------------------	---------------

Reflection factor of ceiling	0.7	0.7	0.5	0.5	0.3	0.7	0.7	0.5	0.5	0.3	
Reflection factor of walls	0.5	0.3	0.5	0.3	0.3	0.5	0.3	0.5	0.3	0.3	
Reflection factor of floor	0.2	0.2	0.2	0.2	0.2	0.2	0.2	0.2	0.2	0.2	
Room dimensions	View crosswise (C0)					View endwise (C90)					
x	y										
2H	2H	18.5	19.5	19.3	20.4	21.5	18.7	19.7	19.5	20.5	21.6
	3H	19.9	20.8	20.7	21.7	22.8	20.2	21.1	21.0	22.0	23.1
	4H	20.4	21.2	21.2	22.1	23.2	20.8	21.6	21.6	22.5	23.6
	6H	20.6	21.4	21.5	22.3	23.4	21.1	21.9	22.0	22.8	24.0
	8H	20.6	21.3	21.5	22.3	23.4	21.1	21.8	22.0	22.8	23.9
	12H	20.6	21.2	21.5	22.2	23.4	21.2	21.8	22.1	22.8	24.0
4H	2H	19.1	20.0	20.0	20.8	22.0	19.2	20.0	20.0	20.9	22.0
	3H	20.7	21.4	21.6	22.3	23.5	20.9	21.6	21.8	22.5	23.7
	4H	21.2	21.9	22.2	22.8	24.0	21.6	22.2	22.5	23.2	24.3
	6H	21.6	22.1	22.5	23.1	24.3	22.0	22.6	23.0	23.5	24.7
	8H	21.6	22.1	22.6	23.1	24.3	22.1	22.7	23.1	23.6	24.8
	12H	21.6	22.0	22.6	23.0	24.3	22.2	22.6	23.1	23.6	24.8
8H	4H	21.4	21.9	22.4	22.9	24.1	21.7	22.2	22.6	23.2	24.4
	6H	21.9	22.3	22.8	23.3	24.5	22.3	22.7	23.2	23.6	24.9
	8H	22.0	22.3	23.0	23.3	24.6	22.5	22.8	23.5	23.8	25.1
	12H	22.0	22.3	23.0	23.3	24.6	22.6	22.9	23.6	23.9	25.1
12H	4H	21.4	21.8	22.3	22.8	24.0	21.6	22.1	22.6	23.0	24.3
	6H	21.9	22.2	22.8	23.2	24.5	22.3	22.6	23.2	23.6	24.9
	8H	22.0	22.3	23.0	23.3	24.6	22.5	22.8	23.5	23.8	25.1

Luminance table	Max. for $\gamma \geq 65^\circ$	Photometric dimensions in mm:	L = 3000 B = 50
------------------------	---	--------------------------------------	----------------------------------

C-planes	γ	Luminance in cd/m ²							
		0° 180°	15° 165° 195° 345°	30° 150° 210° 330°	45° 135° 225° 315°	60° 120° 240° 300°	75° 105° 255° 285°	90° 270°	
45°		13156.1	13164.1	13188.9	13190.6	13249.1	13284.1	13460.3	
50°		12780.6	12877.8	12914.4	12969.0	13089.2	13112.0	13193.9	
55°		12549.0	12562.9	12638.5	12701.4	12818.4	12819.4	12936.6	
60°		12066.4	12114.6	12184.8	12232.9	12427.8	12444.3	12617.4	
65°		11460.1	11574.8	11708.2	11863.9	11977.2	12097.6	12096.9	
70°		10518.8	10716.2	10825.3	11101.1	11318.7	11458.1	11530.9	
75°		9167.9	9384.9	9536.9	9866.7	10199.5	10464.2	10534.1	
80°		7174.2	7311.5	7563.1	7890.6	8365.6	8722.2	8828.9	
85°		4638.2	4791.9	5048.6	5421.2	5907.2	6403.7	6632.3	

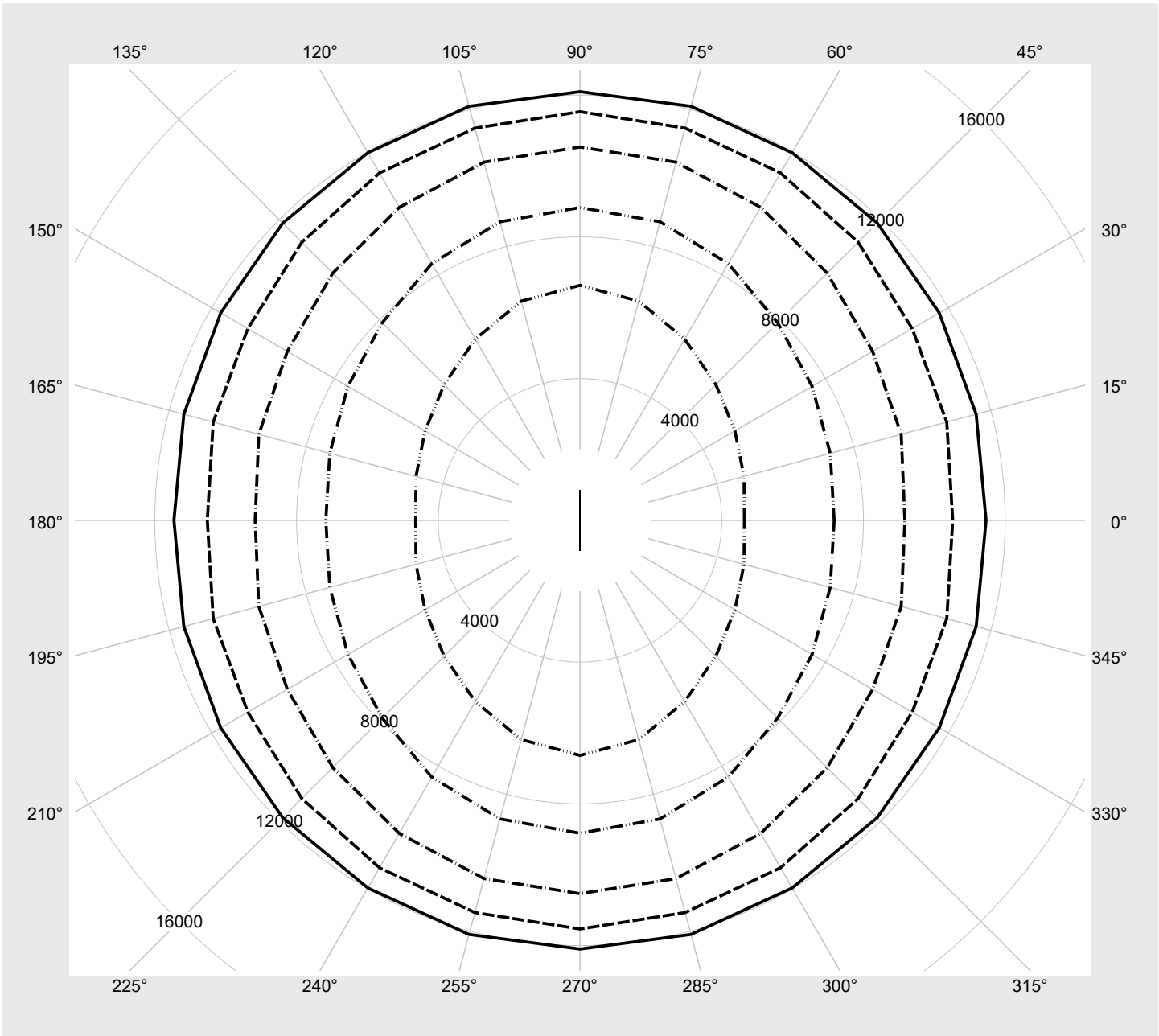
Photometric test report

Family Silica® 21	Order number: 51MX30DC49SB EAN: 4058352892749	LP number 59413_66
------------------------------------	--	-------------------------------------

Luminance values in cd/m²

γ 65°
 γ 70°
 γ 75°
 γ 80°
 γ 85°

siteco



Photometric test report

Family Silica® 21	Order number: 51MX30DC49SB EAN: 4058352892749	LP number 59413_66
-----------------------------	--	------------------------------

Dimming levels table	environmental temperature: 25°C	sITeco
-----------------------------	---------------------------------	---------------

Luminous flux %	Dimming level linear	Dimming level logarithmic	Luminous flux [lm]	Power consumption [W]
100	254	254	10520	64.1
95	241	252	9996	60.8
90	228	250	9469	58.0
85	215	248	8942	54.9
80	202	246	8412	51.6
75	189	243	7880	48.5
70	176	241	7346	45.6
65	164	238	6853	42.8
60	151	235	6316	39.7
55	138	232	5778	36.6
50	126	228	5279	33.7
45	113	224	4738	30.5
40	100	220	4195	27.3
35	88	215	3693	24.4
30	75	209	3142	21.2
25	63	203	2637	18.3
20	50	194	2088	15.1
15	38	184	1580	12.2
10	26	171	1071	9.1
5	13	145	517	5.6
3	9	132	347	4.1