



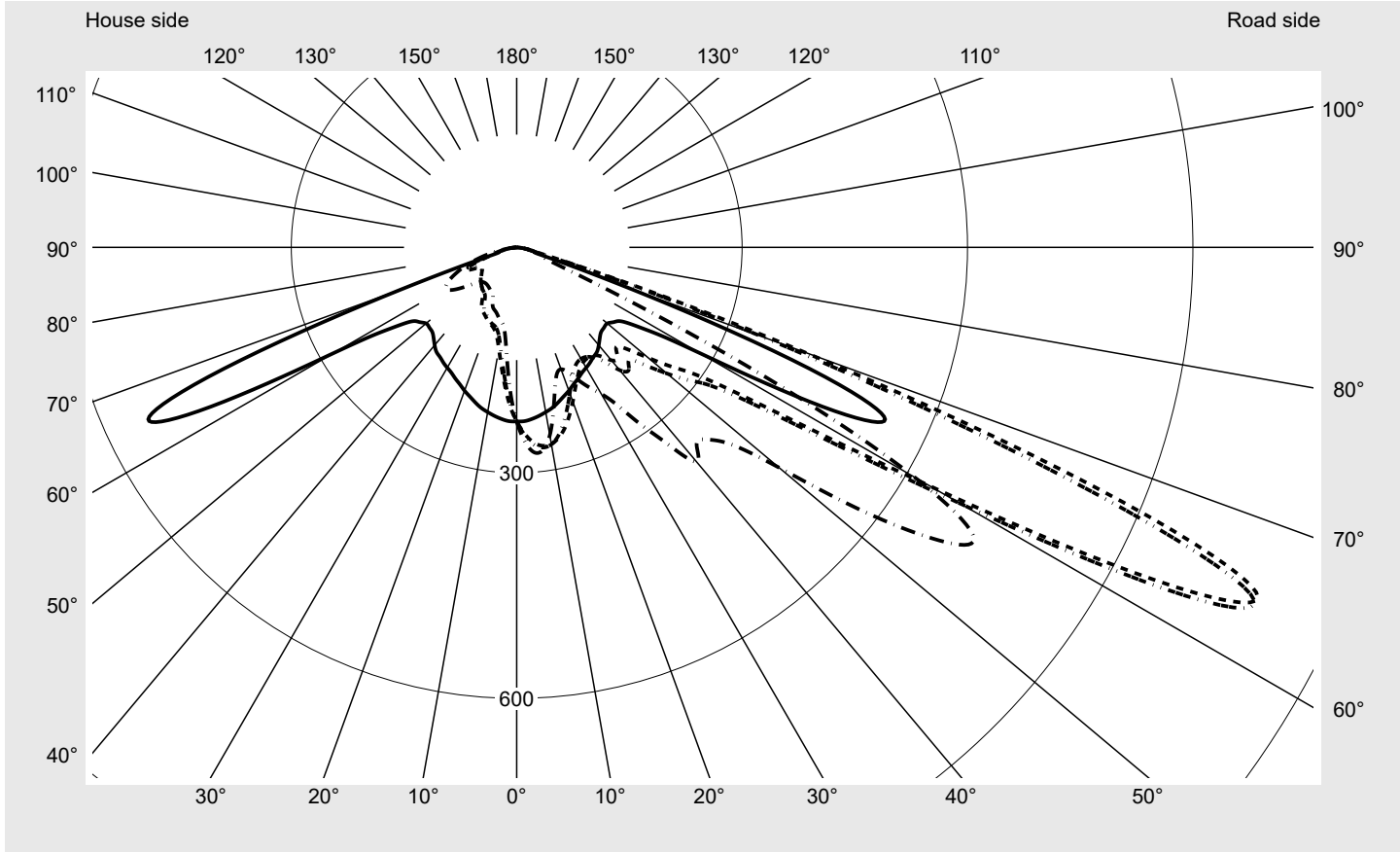
# Photometric test report

<b>Family</b> <b>Floodlight FL21 midi</b>	<b>Order number: 5XA7781E4D1A</b> <b>EAN: 4058352852590</b>	<b>LP number</b> <b>59303_132</b>
	<b>Version</b> mounting bracket <b>Optic</b> asymmetric distribution PL52 <b>Cover</b> toughened safety glass <b>Lamps</b> LED 4000 K   CRI ≥ 70 <b>Controlgear</b> ECG SITECO iQ <b>Rated values</b> Net luminous flux = 28010 lm Power consumption = 208.1 W Luminous efficacy = 134.6 lm/W	<b>serial documentation</b> <b>22.08.2023</b>





**Luminous intensity in cd/klm** C180-0 C215-35 C220-40 C270-90 **Imax: 1086 cd/klm**



Luminaire output ratios	
Eta	100.0%
Eta 0° - 90°	100.0%
Eta 90° - 180°	0.0%
Measurement conditions	
DIN EN 13032 and DIN 5032	

Luminous intensity class acc. to EN13201-2	
Class:	G4
Imax 70°	458.7
Imax 80°	34.3
Imax 90°	0.0
Imax >90°	0.0
Imax >95°	0.0

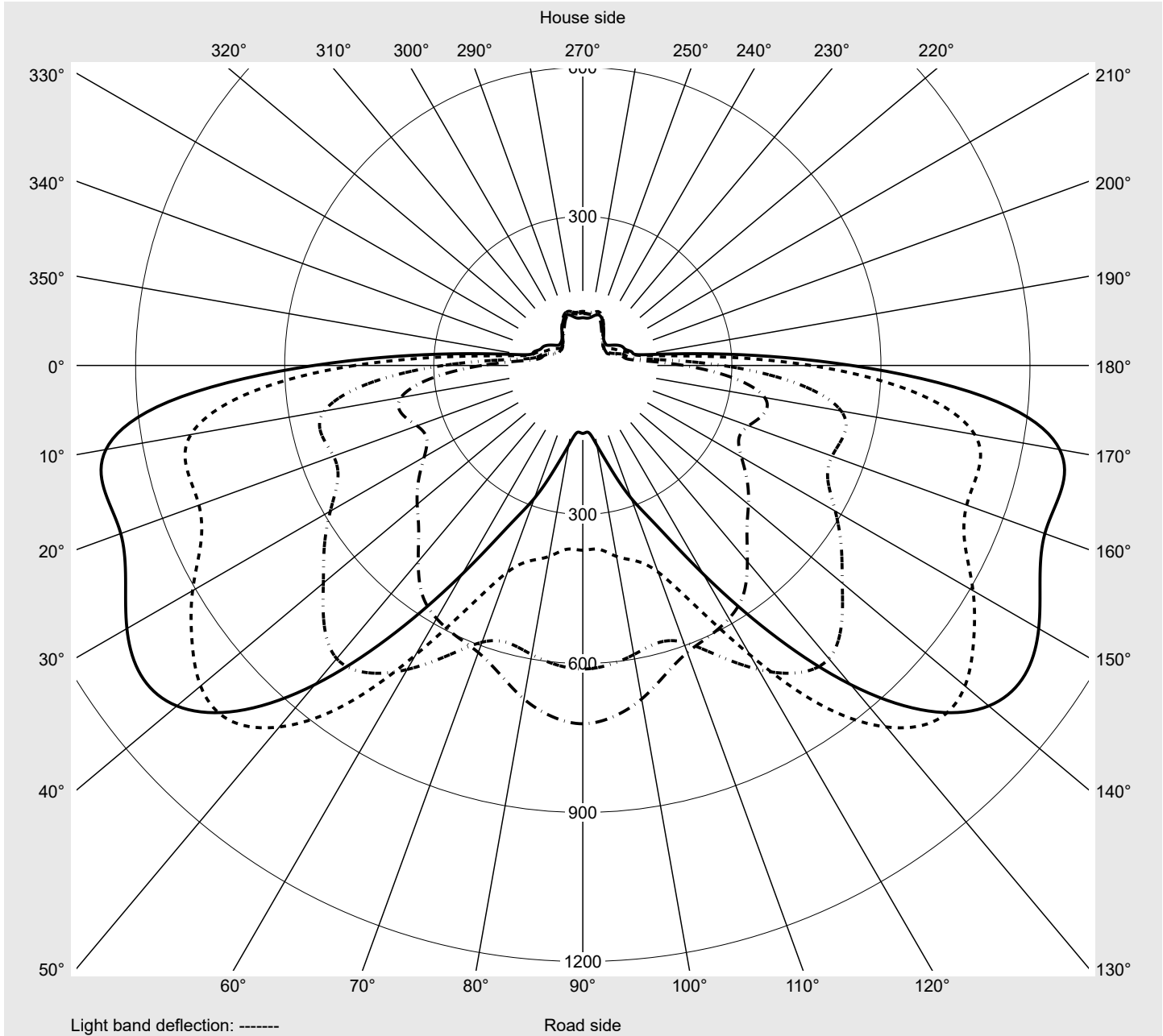
# Photometric test report

<b>Family</b> <b>Floodlight FL21 midi</b>	<b>Order number: 5XA7781E4D1A</b> <b>EAN: 4058352852590</b>	<b>LP number</b> <b>59303_132</b>
--	--	--------------------------------------

Envelope curve in cd/klm

KMK 65°
KMK 62,5°
KMK 60°
KMK 57,5°

**siteco**



## Photometric test report

<b>Family</b> Floodlight FL21 midi	<b>Order number: 5XA7781E4D1A</b> <b>EAN: 4058352852590</b>	<b>LP number</b> 59303_132
---------------------------------------	--	-------------------------------

**siteco**

### Table of values for luminous intensities Maximum luminous intensity

C-planes	0° 180°	5° 175°	10° 170°	15° 165°	20° 160°	25° 155°	30° 150°	35° 145°	40° 140°	45° 135°	50° 130°	55° 125°	60° 120°
$\gamma$	Luminous intensity in cd/klm												
0,0°	231.6	231.6	231.6	231.6	231.6	231.6	231.6	231.6	231.6	231.6	231.6	231.6	231.6
2,5°	231.5	234.5	237.2	239.9	242.1	244.3	246.4	248.4	250.2	251.6	253.1	254.6	255.7
5,0°	229.3	235.1	240.5	245.6	250.0	254.0	257.5	260.7	263.3	265.4	267.6	269.2	270.7
7,5°	226.2	234.9	242.4	249.0	254.6	259.4	263.2	266.3	268.6	269.8	270.8	271.5	271.7
10,0°	222.5	233.4	242.9	250.6	256.6	261.1	264.1	265.7	266.1	265.2	263.9	262.0	260.3
12,5°	218.7	231.6	242.6	250.5	256.0	259.4	260.3	259.1	256.5	252.4	247.8	242.9	238.0
15,0°	213.5	228.4	239.9	248.4	253.1	254.4	252.5	248.3	241.3	234.5	226.7	219.1	212.6
17,5°	207.9	224.8	237.0	245.2	248.3	246.8	241.7	233.7	224.0	213.8	204.3	195.8	189.0
20,0°	202.9	220.7	233.9	241.3	242.3	238.0	229.5	218.3	206.6	195.3	186.0	179.3	174.9
22,5°	197.4	217.4	230.8	237.1	235.8	228.3	216.6	203.4	190.7	180.7	174.3	171.2	170.7
25,0°	192.8	214.0	228.1	233.3	229.6	219.3	205.3	191.3	180.0	173.2	171.0	172.6	176.3
27,5°	188.1	211.9	226.4	230.2	223.9	211.1	195.6	181.8	173.4	171.3	174.7	181.5	189.2
30,0°	184.9	210.9	226.6	229.5	221.1	205.8	189.7	176.8	171.2	173.6	182.3	194.2	204.9
32,5°	181.7	210.8	227.6	229.3	218.6	201.5	185.7	174.8	172.7	179.7	193.4	209.7	223.3
35,0°	178.1	210.0	229.4	230.0	217.8	199.9	183.9	176.0	178.9	191.2	209.9	231.0	249.7
37,5°	175.4	210.6	231.6	232.2	219.4	200.9	186.3	182.3	191.3	210.3	235.9	263.9	289.1
40,0°	169.8	208.7	231.0	233.7	222.0	205.0	193.8	196.0	213.1	238.5	269.3	300.8	327.7
42,5°	163.7	204.8	228.0	230.0	216.3	199.0	190.4	198.6	220.8	245.1	271.5	296.4	317.0
45,0°	159.0	202.1	226.7	225.9	206.9	185.9	177.4	187.6	211.9	240.6	269.2	293.9	312.6
47,5°	157.8	206.0	234.1	231.9	210.9	189.3	184.8	201.3	231.8	263.5	288.6	307.1	321.7
50,0°	157.4	214.1	248.3	247.0	225.5	204.9	205.6	228.7	261.1	290.4	309.0	319.1	329.1
52,5°	163.2	228.6	268.5	268.3	246.7	228.5	234.7	261.3	291.0	312.6	324.0	330.0	348.1
55,0°	172.1	259.8	301.9	304.0	280.4	263.2	273.7	300.9	326.9	344.5	360.1	388.8	439.1
57,5°	203.4	308.5	371.7	376.8	355.2	346.7	368.6	403.7	435.1	467.2	515.3	563.4	588.4
60,0°	281.0	437.6	528.1	543.6	533.8	544.1	586.8	635.0	681.7	736.4	770.6	755.2	706.8
62,5°	459.0	683.9	801.0	823.5	822.2	848.4	906.9	960.5	1004.1	1008.6	950.1	833.7	672.9
65,0°	541.0	836.7	974.5	994.6	989.6	1015.3	1059.5	1086.1	1066.5	983.9	838.7	655.4	484.9
67,5°	421.8	721.2	884.2	915.6	892.2	875.4	867.2	831.1	750.0	630.8	494.5	376.5	281.8
70,0°	164.2	284.0	373.6	428.7	458.7	451.5	438.1	405.6	349.3	286.2	234.6	187.8	147.2
72,5°	37.8	50.0	56.7	67.7	100.8	124.5	127.5	125.3	110.6	85.4	86.9	78.5	67.8
75,0°	25.6	27.1	28.6	29.9	32.4	37.7	39.6	40.4	33.6	32.0	36.5	35.9	34.7
77,5°	18.9	19.4	20.1	20.7	21.4	22.5	22.9	23.3	22.7	23.1	24.1	24.2	25.6
80,0°	14.3	13.2	13.3	13.7	14.1	15.1	15.0	15.1	15.1	15.6	15.8	15.8	19.3
82,5°	8.4	7.6	7.8	8.1	8.3	9.0	9.0	8.9	9.1	9.3	9.4	9.2	10.5
85,0°	4.1	3.5	3.5	3.7	3.9	4.1	4.3	4.3	4.3	4.3	4.3	4.3	4.4
87,5°	1.3	1.3	1.2	1.2	1.2	1.2	1.3	1.3	1.2	1.2	1.1	1.1	1.1
90,0°	0.0	0.0	0.0	0.0	0.0	0.0	0.0	0.0	0.0	0.0	0.0	0.0	0.0

## Photometric test report

<b>Family</b> Floodlight FL21 midi	<b>Order number: 5XA7781E4D1A</b> <b>EAN: 4058352852590</b>	<b>LP number</b> 59303_132
<b>Table of values for luminous intensities</b>		<b>Maximum luminous intensity</b>

**siteco**

C-planes	65° 115°	70° 110°	75° 105°	80° 100°	85° 95°	90°	185° 355°	190° 350°	195° 345°	200° 340°	205° 335°	210° 330°	215° 325°
$\gamma$	Luminous intensity in cd/klm												
0,0°	231.6	231.6	231.6	231.6	231.6	231.6	231.6	231.6	231.6	231.6	231.6	231.6	231.6
2,5°	256.6	257.5	258.2	258.8	259.1	259.4	228.6	225.4	222.3	219.2	216.1	213.0	210.1
5,0°	271.7	272.4	273.1	273.6	273.9	274.0	223.0	216.4	209.6	202.9	196.2	189.6	183.4
7,5°	271.7	271.4	271.2	271.2	271.4	271.4	217.0	207.0	196.7	186.4	176.4	166.9	158.0
10,0°	257.9	256.3	254.9	254.1	254.0	253.8	210.4	197.3	183.8	170.7	158.0	146.5	136.7
12,5°	233.8	230.0	227.5	225.9	225.2	224.9	203.7	187.7	171.5	156.1	142.2	130.7	121.9
15,0°	206.9	202.4	199.3	197.4	196.4	196.3	196.1	177.5	159.4	143.0	129.7	120.2	113.7
17,5°	184.0	180.4	178.5	177.4	177.1	177.2	188.5	167.5	147.8	131.8	120.4	113.4	109.4
20,0°	172.4	171.1	171.0	171.5	172.1	172.5	180.7	157.7	137.5	122.6	113.6	109.0	106.6
22,5°	171.7	173.3	175.3	177.6	179.5	180.3	173.5	148.7	128.5	115.4	108.6	105.6	103.3
25,0°	180.4	184.0	187.5	191.1	194.0	195.2	166.1	140.4	120.9	110.1	105.1	102.4	99.8
27,5°	194.9	198.1	201.4	206.2	209.6	210.4	159.8	133.1	114.9	105.9	102.2	99.3	96.7
30,0°	211.0	213.4	216.8	223.3	225.7	225.2	153.2	125.9	109.4	102.4	99.3	96.6	93.0
32,5°	230.7	234.4	240.4	248.9	249.2	248.6	147.8	119.8	104.8	99.1	96.4	93.6	86.1
35,0°	260.3	266.9	278.0	288.2	286.9	287.5	141.1	113.3	99.9	95.7	92.6	86.8	78.5
37,5°	303.6	312.8	322.9	327.5	328.1	329.6	135.0	107.3	95.8	92.5	86.3	78.6	74.0
40,0°	343.2	350.8	360.0	365.5	369.3	372.3	127.7	101.3	91.9	89.1	78.2	72.6	71.6
42,5°	329.7	335.0	342.0	348.1	352.2	354.4	120.9	96.0	88.5	85.4	72.4	69.5	69.2
45,0°	325.0	331.5	341.4	352.4	358.7	361.7	113.7	91.1	85.4	81.8	68.4	66.7	66.9
47,5°	334.5	343.3	356.2	373.7	383.7	388.7	109.8	87.7	82.9	78.3	65.3	64.2	64.3
50,0°	344.2	365.5	393.0	427.0	447.6	455.9	106.1	84.9	80.8	74.6	62.0	61.6	61.6
52,5°	386.7	435.0	483.5	531.2	558.8	569.1	104.9	83.4	79.4	71.3	59.2	58.9	58.9
55,0°	491.9	536.5	582.5	630.2	661.6	674.9	106.0	83.1	78.7	67.9	56.9	56.2	56.5
57,5°	601.7	615.0	643.8	682.0	709.6	721.4	114.8	85.9	79.7	66.3	55.7	54.1	54.2
60,0°	644.7	592.9	578.6	591.2	605.1	611.2	140.6	94.7	85.1	70.0	59.8	55.6	53.5
62,5°	532.1	442.6	407.1	390.4	371.5	372.0	218.5	116.7	98.1	83.3	74.8	67.3	59.4
65,0°	359.7	284.4	213.4	163.1	135.7	136.8	267.6	124.6	102.7	92.8	88.5	81.4	71.2
67,5°	212.7	163.6	70.8	55.1	51.3	50.3	137.5	86.1	80.6	78.6	79.5	76.7	70.5
70,0°	116.8	92.0	45.7	40.5	39.5	39.3	53.1	45.7	45.1	46.7	49.3	52.7	53.8
72,5°	57.5	49.2	35.9	34.4	34.4	35.0	34.1	33.0	31.8	31.7	32.8	35.6	37.7
75,0°	32.7	31.8	30.6	28.9	27.7	28.0	27.3	26.2	25.0	25.1	26.1	27.7	29.9
77,5°	32.1	32.2	25.5	20.8	19.4	19.6	20.3	19.4	18.9	19.4	20.1	21.7	22.9
80,0°	34.3	31.4	17.5	13.9	12.8	12.7	15.0	13.6	13.2	13.8	14.5	15.5	16.1
82,5°	16.1	15.6	10.1	8.2	7.5	7.1	8.4	7.8	8.2	8.7	9.2	9.6	9.8
85,0°	5.2	5.1	4.4	3.6	3.2	2.9	3.6	3.8	4.0	4.3	4.5	4.6	4.7
87,5°	1.1	1.1	1.0	1.0	0.9	0.9	1.3	1.4	1.5	1.6	1.6	1.7	1.7
90,0°	0.0	0.0	0.0	0.0	0.0	0.0	0.0	0.0	0.0	0.0	0.0	0.0	0.0

## Photometric test report

<b>Family</b> Floodlight FL21 midi	<b>Order number: 5XA7781E4D1A</b> <b>EAN: 4058352852590</b>	<b>LP number</b> 59303_132
<b>Table of values for luminous intensities</b>		<b>Maximum luminous intensity</b>



C-planes	220° 320°	225° 315°	230° 310°	235° 305°	240° 300°	245° 295°	250° 290°	255° 285°	260° 280°	265° 275°	270°	Phi-zone	Total Phi-zone
γ	Luminous intensity in cd/klm											Luminous flux in lm/klm	
0,0°	231.6	231.6	231.6	231.6	231.6	231.6	231.6	231.6	231.6	231.6	231.6	0.3	0.3
2,5°	207.5	204.9	202.7	200.5	198.6	197.1	195.7	194.7	193.7	193.2	192.8	2.7	3.1
5,0°	177.6	172.1	167.4	163.0	159.2	156.1	153.5	151.5	149.9	148.9	148.5	5.2	8.3
7,5°	150.1	142.9	137.0	131.9	127.9	124.9	122.4	120.5	119.1	118.3	118.1	7.5	15.8
10,0°	128.5	122.0	117.0	113.1	110.2	108.2	106.7	105.6	104.9	104.5	104.4	9.4	25.2
12,5°	115.4	110.6	107.3	105.0	103.3	102.3	101.4	100.8	100.3	100.0	100.0	11.0	36.2
15,0°	109.4	106.5	104.4	102.5	100.6	98.9	97.6	96.5	95.7	95.3	95.2	12.4	48.5
17,5°	107.0	104.7	102.2	99.6	97.2	95.1	93.4	92.2	91.3	90.8	90.7	13.5	62.0
20,0°	104.4	101.8	99.0	96.5	94.3	92.3	90.6	89.4	88.6	88.1	87.9	14.7	76.7
22,5°	100.7	98.3	96.1	94.1	92.0	88.8	86.1	84.6	84.0	83.8	83.7	15.9	92.6
25,0°	97.4	95.3	93.3	90.3	85.4	80.8	77.4	75.9	75.4	75.0	74.9	17.2	109.8
27,5°	93.6	90.0	86.6	82.2	77.4	74.3	72.6	71.2	70.2	69.5	69.2	18.7	128.5
30,0°	86.3	81.5	78.6	76.0	74.5	73.2	71.7	70.2	69.1	68.3	68.0	20.3	148.8
32,5°	78.4	75.9	74.9	74.2	73.3	72.0	70.3	68.7	67.5	66.6	66.3	22.3	171.0
35,0°	74.7	74.0	73.4	72.6	71.4	70.0	68.4	67.0	65.9	65.1	64.7	24.7	195.7
37,5°	73.1	72.5	71.7	70.5	69.5	68.4	67.2	66.0	65.0	64.2	63.7	27.7	223.4
40,0°	71.3	70.7	69.5	68.6	68.0	67.3	66.3	65.4	64.7	63.8	63.2	31.0	254.4
42,5°	69.2	68.5	67.9	67.4	66.9	66.4	66.0	65.6	65.0	64.1	63.5	31.7	286.1
45,0°	66.8	66.7	66.6	66.5	66.4	66.4	66.5	66.7	66.6	65.7	65.1	32.6	318.8
47,5°	64.7	65.2	65.7	66.1	66.6	67.3	68.3	69.4	69.8	69.3	68.8	35.2	354.0
50,0°	62.4	63.6	64.7	66.0	67.5	69.6	72.3	74.7	75.7	75.8	75.7	39.1	393.1
52,5°	60.1	61.7	63.7	65.9	69.0	73.4	79.0	83.4	84.7	85.3	85.7	45.1	438.2
55,0°	57.8	60.0	62.7	66.7	72.0	79.7	88.9	94.8	95.2	95.9	96.7	53.5	491.8
57,5°	55.6	58.3	62.2	68.2	76.3	87.4	99.9	106.1	104.6	104.6	105.7	66.2	558.0
60,0°	53.9	56.9	62.2	70.3	81.0	94.3	107.8	112.8	108.9	107.7	108.8	82.6	640.6
62,5°	55.4	56.9	62.5	71.8	84.2	97.4	109.3	112.3	106.3	104.1	104.5	99.5	740.1
65,0°	63.7	63.5	66.0	72.7	84.1	95.3	105.1	105.4	98.9	95.6	96.1	99.9	840.0
67,5°	70.1	78.4	77.3	72.4	79.6	88.2	95.1	94.0	87.3	84.7	85.0	77.4	917.4
70,0°	61.5	83.1	81.8	70.7	72.2	78.2	82.6	81.2	75.4	72.7	73.9	40.8	958.2
72,5°	42.3	57.4	62.9	59.5	61.2	65.1	67.5	65.8	60.5	58.3	60.0	16.1	974.3
75,0°	31.9	36.8	42.7	46.3	49.5	52.1	53.3	51.3	47.4	45.6	47.0	9.3	983.7
77,5°	24.7	27.9	31.7	34.9	37.5	39.4	39.8	37.3	34.2	32.7	33.7	6.9	990.6
80,0°	17.6	19.4	21.6	23.6	25.1	26.0	25.6	23.9	22.2	21.1	21.1	4.9	995.4
82,5°	10.4	11.4	12.7	13.8	14.8	15.6	15.4	14.5	13.4	12.7	12.6	2.9	998.3
85,0°	4.9	5.3	5.9	6.5	7.0	7.3	7.4	7.1	6.6	6.3	6.2	1.3	999.6
87,5°	1.7	1.8	1.9	2.0	2.2	2.2	2.2	2.1	1.9	1.8	1.7	0.4	1000.0
90,0°	0.0	0.0	0.0	0.0	0.0	0.0	0.0	0.0	0.0	0.0	0.0	0.0	1000.0

## Photometric test report

<b>Family</b> Floodlight FL21 midi	<b>Order number: 5XA7781E4D1A</b> <b>EAN: 4058352852590</b>	<b>LP number</b> 59303_132
---------------------------------------	--	-------------------------------

<b>Dimming levels table</b>	environmental temperature: 25°C	<b>siteco</b>
-----------------------------	---------------------------------	---------------

Luminous flux %	Dimming level linear	Dimming level logarithmic	Luminous flux [lm]	Power consumption [W] start of lifetime	Power consumption [W] end of lifetime	Power consumption [W] average
100	254	254	28010	208.1	227.1	217.6
95	241	252	26576	193.9	211.3	202.6
90	229	250	25253	181.3	197.6	189.4
85	216	248	23820	168.1	183.1	175.6
80	203	246	22386	155.4	169.1	162.2
75	190	243	20952	143.4	155.7	149.6
70	178	241	19629	132.4	143.9	138.2
65	165	238	18195	121.2	131.5	126.4
60	152	235	16762	110.3	119.6	115.0
55	140	232	15439	100.4	109.0	104.7
50	127	229	14005	90.3	97.8	94.0
45	114	225	12571	80.2	86.9	83.6
40	102	221	11248	71.1	77.1	74.1
35	89	216	9815	61.7	66.7	64.2
30	76	210	8381	52.5	56.7	54.6
25	63	203	6947	43.8	47.1	45.4
20	51	195	5624	36.1	38.7	37.4
15	38	184	4190	27.8	29.7	28.8
13	32	178	3529	24.0	25.6	24.8