



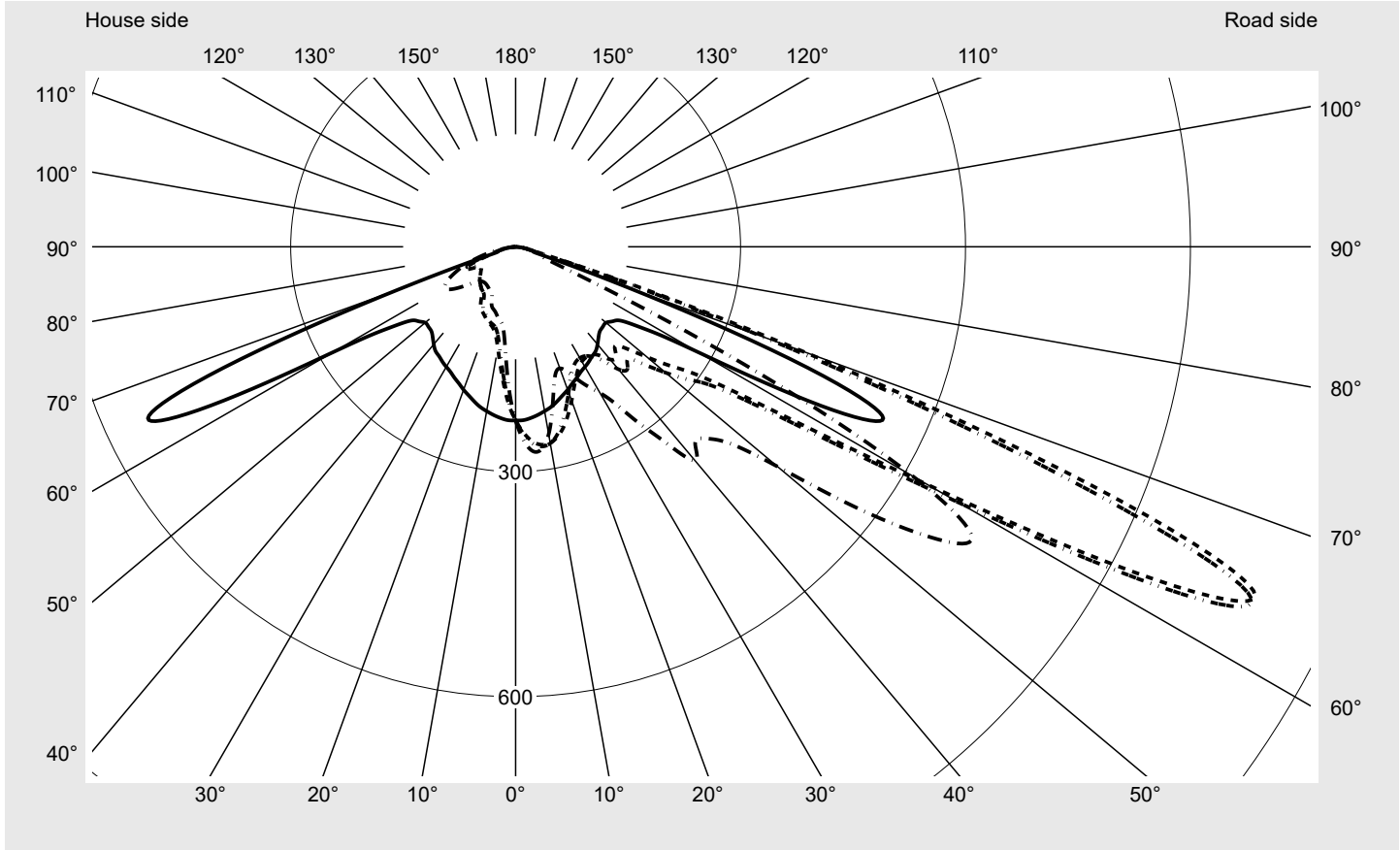
# Photometric test report

<b>Family</b> <b>Floodlight FL21 midi</b>	<b>Order number: 5XA7782E3D1A</b> <b>EAN: 4058352853696</b>	<b>LP number</b> <b>59303_137</b>
	<b>Version</b> mounting bracket <b>Optic</b> asymmetric distribution PL52 <b>Cover</b> toughened safety glass <b>Lamps</b> LED 3000 K   CRI ≥ 80 <b>Controlgear</b> ECG SITECO iQ <b>Rated values</b> Net luminous flux = 23100 lm Power consumption = 208.1 W Luminous efficacy = 111 lm/W	<b>serial documentation</b> <b>22.08.2023</b>





**Luminous intensity in cd/klm** C180-0 C215-35 C220-40 C270-90 **Imax: 1086 cd/klm**



Luminaire output ratios	
Eta	100.0%
Eta 0° - 90°	100.0%
Eta 90° - 180°	0.0%
Measurement conditions	
DIN EN 13032 and DIN 5032	

Luminous intensity class acc. to EN13201-2	
Class:	G4
Imax 70°	458.7
Imax 80°	34.3
Imax 90°	0.0
Imax >90°	0.0
Imax >95°	0.0

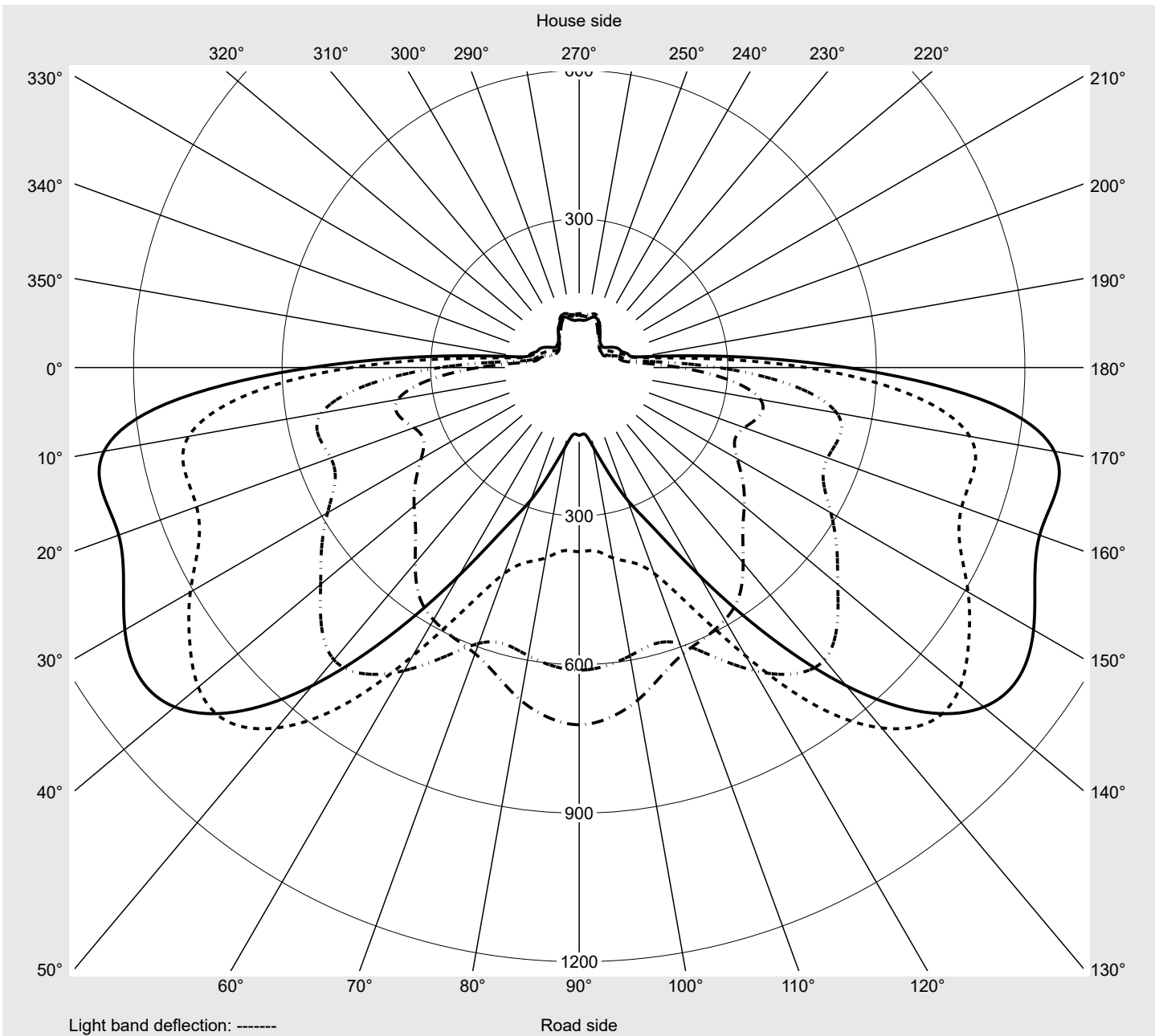
**Photometric test report**

**Family**  
Floodlight FL21 midi

**Order number:** 5XA7782E3D1A  
**EAN:** 4058352853696

**LP number**  
59303\_137

**Envelope curve in cd/klm**      **KMK 65°**    **KMK 62,5°**    **KMK 60°**    **KMK 57,5°**      **siteco**



## Photometric test report

<b>Family</b> Floodlight FL21 midi	<b>Order number: 5XA7782E3D1A</b> <b>EAN: 4058352853696</b>	<b>LP number</b> 59303_137
<b>Table of values for luminous intensities</b>		<b>Maximum luminous intensity</b>
		<b>siteco</b>

C-planes	0° 180°	5° 175°	10° 170°	15° 165°	20° 160°	25° 155°	30° 150°	35° 145°	40° 140°	45° 135°	50° 130°	55° 125°	60° 120°
γ	Luminous intensity in cd/klm												
0,0°	231.6	231.6	231.6	231.6	231.6	231.6	231.6	231.6	231.6	231.6	231.6	231.6	231.6
2,5°	231.5	234.5	237.2	239.9	242.1	244.3	246.4	248.4	250.2	251.6	253.1	254.6	255.7
5,0°	229.3	235.1	240.5	245.6	250.0	254.0	257.5	260.7	263.3	265.4	267.6	269.2	270.7
7,5°	226.2	234.9	242.4	249.0	254.6	259.4	263.2	266.3	268.6	269.8	270.8	271.5	271.7
10,0°	222.5	233.4	242.9	250.6	256.6	261.1	264.1	265.7	266.1	265.2	263.9	262.0	260.3
12,5°	218.7	231.6	242.6	250.5	256.0	259.4	260.3	259.1	256.5	252.4	247.8	242.9	238.0
15,0°	213.5	228.4	239.9	248.4	253.1	254.4	252.5	248.3	241.3	234.5	226.7	219.1	212.6
17,5°	207.9	224.8	237.0	245.2	248.3	246.8	241.7	233.7	224.0	213.8	204.3	195.8	189.0
20,0°	202.9	220.7	233.9	241.3	242.3	238.0	229.5	218.3	206.6	195.3	186.0	179.3	174.9
22,5°	197.4	217.4	230.8	237.1	235.8	228.3	216.6	203.4	190.7	180.7	174.3	171.2	170.7
25,0°	192.8	214.0	228.1	233.3	229.6	219.3	205.3	191.3	180.0	173.2	171.0	172.6	176.3
27,5°	188.1	211.9	226.4	230.2	223.9	211.1	195.6	181.8	173.4	171.3	174.7	181.5	189.2
30,0°	184.9	210.9	226.6	229.5	221.1	205.8	189.7	176.8	171.2	173.6	182.3	194.2	204.9
32,5°	181.7	210.8	227.6	229.3	218.6	201.5	185.7	174.8	172.7	179.7	193.4	209.7	223.3
35,0°	178.1	210.0	229.4	230.0	217.8	199.9	183.9	176.0	178.9	191.2	209.9	231.0	249.7
37,5°	175.4	210.6	231.6	232.2	219.4	200.9	186.3	182.3	191.3	210.3	235.9	263.9	289.1
40,0°	169.8	208.7	231.0	233.7	222.0	205.0	193.8	196.0	213.1	238.5	269.3	300.8	327.7
42,5°	163.7	204.8	228.0	230.0	216.3	199.0	190.4	198.6	220.8	245.1	271.5	296.4	317.0
45,0°	159.0	202.1	226.7	225.9	206.9	185.9	177.4	187.6	211.9	240.6	269.2	293.9	312.6
47,5°	157.8	206.0	234.1	231.9	210.9	189.3	184.8	201.3	231.8	263.5	288.6	307.1	321.7
50,0°	157.4	214.1	248.3	247.0	225.5	204.9	205.6	228.7	261.1	290.4	309.0	319.1	329.1
52,5°	163.2	228.6	268.5	268.3	246.7	228.5	234.7	261.3	291.0	312.6	324.0	330.0	348.1
55,0°	172.1	259.8	301.9	304.0	280.4	263.2	273.7	300.9	326.9	344.5	360.1	388.8	439.1
57,5°	203.4	308.5	371.7	376.8	355.2	346.7	368.6	403.7	435.1	467.2	515.3	563.4	588.4
60,0°	281.0	437.6	528.1	543.6	533.8	544.1	586.8	635.0	681.7	736.4	770.6	755.2	706.8
62,5°	459.0	683.9	801.0	823.5	822.2	848.4	906.9	960.5	1004.1	1008.6	950.1	833.7	672.9
65,0°	541.0	836.7	974.5	994.6	989.6	1015.3	1059.5	1086.1	1066.5	983.9	838.7	655.4	484.9
67,5°	421.8	721.2	884.2	915.6	892.2	875.4	867.2	831.1	750.0	630.8	494.5	376.5	281.8
70,0°	164.2	284.0	373.6	428.7	458.7	451.5	438.1	405.6	349.3	286.2	234.6	187.8	147.2
72,5°	37.8	50.0	56.7	67.7	100.8	124.5	127.5	125.3	110.6	85.4	86.9	78.5	67.8
75,0°	25.6	27.1	28.6	29.9	32.4	37.7	39.6	40.4	33.6	32.0	36.5	35.9	34.7
77,5°	18.9	19.4	20.1	20.7	21.4	22.5	22.9	23.3	22.7	23.1	24.1	24.2	25.6
80,0°	14.3	13.2	13.3	13.7	14.1	15.1	15.0	15.1	15.1	15.6	15.8	15.8	19.3
82,5°	8.4	7.6	7.8	8.1	8.3	9.0	9.0	8.9	9.1	9.3	9.4	9.2	10.5
85,0°	4.1	3.5	3.5	3.7	3.9	4.1	4.3	4.3	4.3	4.3	4.3	4.3	4.4
87,5°	1.3	1.3	1.2	1.2	1.2	1.2	1.3	1.3	1.2	1.2	1.1	1.1	1.1
90,0°	0.0	0.0	0.0	0.0	0.0	0.0	0.0	0.0	0.0	0.0	0.0	0.0	0.0

## Photometric test report

<b>Family</b> Floodlight FL21 midi	<b>Order number: 5XA7782E3D1A</b> <b>EAN: 4058352853696</b>	<b>LP number</b> 59303_137
<b>Table of values for luminous intensities</b>		<b>Maximum luminous intensity</b>
		<b>siteco</b>

C-planes	65° 115°	70° 110°	75° 105°	80° 100°	85° 95°	90°	185° 355°	190° 350°	195° 345°	200° 340°	205° 335°	210° 330°	215° 325°
γ	Luminous intensity in cd/klm												
0,0°	231.6	231.6	231.6	231.6	231.6	231.6	231.6	231.6	231.6	231.6	231.6	231.6	231.6
2,5°	256.6	257.5	258.2	258.8	259.1	259.4	228.6	225.4	222.3	219.2	216.1	213.0	210.1
5,0°	271.7	272.4	273.1	273.6	273.9	274.0	223.0	216.4	209.6	202.9	196.2	189.6	183.4
7,5°	271.7	271.4	271.2	271.2	271.4	271.4	217.0	207.0	196.7	186.4	176.4	166.9	158.0
10,0°	257.9	256.3	254.9	254.1	254.0	253.8	210.4	197.3	183.8	170.7	158.0	146.5	136.7
12,5°	233.8	230.0	227.5	225.9	225.2	224.9	203.7	187.7	171.5	156.1	142.2	130.7	121.9
15,0°	206.9	202.4	199.3	197.4	196.4	196.3	196.1	177.5	159.4	143.0	129.7	120.2	113.7
17,5°	184.0	180.4	178.5	177.4	177.1	177.2	188.5	167.5	147.8	131.8	120.4	113.4	109.4
20,0°	172.4	171.1	171.0	171.5	172.1	172.5	180.7	157.7	137.5	122.6	113.6	109.0	106.6
22,5°	171.7	173.3	175.3	177.6	179.5	180.3	173.5	148.7	128.5	115.4	108.6	105.6	103.3
25,0°	180.4	184.0	187.5	191.1	194.0	195.2	166.1	140.4	120.9	110.1	105.1	102.4	99.8
27,5°	194.9	198.1	201.4	206.2	209.6	210.4	159.8	133.1	114.9	105.9	102.2	99.3	96.7
30,0°	211.0	213.4	216.8	223.3	225.7	225.2	153.2	125.9	109.4	102.4	99.3	96.6	93.0
32,5°	230.7	234.4	240.4	248.9	249.2	248.6	147.8	119.8	104.8	99.1	96.4	93.6	86.1
35,0°	260.3	266.9	278.0	288.2	286.9	287.5	141.1	113.3	99.9	95.7	92.6	86.8	78.5
37,5°	303.6	312.8	322.9	327.5	328.1	329.6	135.0	107.3	95.8	92.5	86.3	78.6	74.0
40,0°	343.2	350.8	360.0	365.5	369.3	372.3	127.7	101.3	91.9	89.1	78.2	72.6	71.6
42,5°	329.7	335.0	342.0	348.1	352.2	354.4	120.9	96.0	88.5	85.4	72.4	69.5	69.2
45,0°	325.0	331.5	341.4	352.4	358.7	361.7	113.7	91.1	85.4	81.8	68.4	66.7	66.9
47,5°	334.5	343.3	356.2	373.7	383.7	388.7	109.8	87.7	82.9	78.3	65.3	64.2	64.3
50,0°	344.2	365.5	393.0	427.0	447.6	455.9	106.1	84.9	80.8	74.6	62.0	61.6	61.6
52,5°	386.7	435.0	483.5	531.2	558.8	569.1	104.9	83.4	79.4	71.3	59.2	58.9	58.9
55,0°	491.9	536.5	582.5	630.2	661.6	674.9	106.0	83.1	78.7	67.9	56.9	56.2	56.5
57,5°	601.7	615.0	643.8	682.0	709.6	721.4	114.8	85.9	79.7	66.3	55.7	54.1	54.2
60,0°	644.7	592.9	578.6	591.2	605.1	611.2	140.6	94.7	85.1	70.0	59.8	55.6	53.5
62,5°	532.1	442.6	407.1	390.4	371.5	372.0	218.5	116.7	98.1	83.3	74.8	67.3	59.4
65,0°	359.7	284.4	213.4	163.1	135.7	136.8	267.6	124.6	102.7	92.8	88.5	81.4	71.2
67,5°	212.7	163.6	70.8	55.1	51.3	50.3	137.5	86.1	80.6	78.6	79.5	76.7	70.5
70,0°	116.8	92.0	45.7	40.5	39.5	39.3	53.1	45.7	45.1	46.7	49.3	52.7	53.8
72,5°	57.5	49.2	35.9	34.4	34.4	35.0	34.1	33.0	31.8	31.7	32.8	35.6	37.7
75,0°	32.7	31.8	30.6	28.9	27.7	28.0	27.3	26.2	25.0	25.1	26.1	27.7	29.9
77,5°	32.1	32.2	25.5	20.8	19.4	19.6	20.3	19.4	18.9	19.4	20.1	21.7	22.9
80,0°	34.3	31.4	17.5	13.9	12.8	12.7	15.0	13.6	13.2	13.8	14.5	15.5	16.1
82,5°	16.1	15.6	10.1	8.2	7.5	7.1	8.4	7.8	8.2	8.7	9.2	9.6	9.8
85,0°	5.2	5.1	4.4	3.6	3.2	2.9	3.6	3.8	4.0	4.3	4.5	4.6	4.7
87,5°	1.1	1.1	1.0	1.0	0.9	0.9	1.3	1.4	1.5	1.6	1.6	1.7	1.7
90,0°	0.0	0.0	0.0	0.0	0.0	0.0	0.0	0.0	0.0	0.0	0.0	0.0	0.0

## Photometric test report

<b>Family</b> Floodlight FL21 midi	<b>Order number: 5XA7782E3D1A</b> <b>EAN: 4058352853696</b>	<b>LP number</b> 59303_137
<b>Table of values for luminous intensities</b>		<b>Maximum luminous intensity</b>
		<b>siteco</b>

C-planes	220° 320°	225° 315°	230° 310°	235° 305°	240° 300°	245° 295°	250° 290°	255° 285°	260° 280°	265° 275°	270°	Phi-zone	Total Phi-zone
γ	Luminous intensity in cd/klm											Luminous flux in lm/klm	
0,0°	231.6	231.6	231.6	231.6	231.6	231.6	231.6	231.6	231.6	231.6	231.6	0.3	0.3
2,5°	207.5	204.9	202.7	200.5	198.6	197.1	195.7	194.7	193.7	193.2	192.8	2.7	3.1
5,0°	177.6	172.1	167.4	163.0	159.2	156.1	153.5	151.5	149.9	148.9	148.5	5.2	8.3
7,5°	150.1	142.9	137.0	131.9	127.9	124.9	122.4	120.5	119.1	118.3	118.1	7.5	15.8
10,0°	128.5	122.0	117.0	113.1	110.2	108.2	106.7	105.6	104.9	104.5	104.4	9.4	25.2
12,5°	115.4	110.6	107.3	105.0	103.3	102.3	101.4	100.8	100.3	100.0	100.0	11.0	36.2
15,0°	109.4	106.5	104.4	102.5	100.6	98.9	97.6	96.5	95.7	95.3	95.2	12.4	48.5
17,5°	107.0	104.7	102.2	99.6	97.2	95.1	93.4	92.2	91.3	90.8	90.7	13.5	62.0
20,0°	104.4	101.8	99.0	96.5	94.3	92.3	90.6	89.4	88.6	88.1	87.9	14.7	76.7
22,5°	100.7	98.3	96.1	94.1	92.0	88.8	86.1	84.6	84.0	83.8	83.7	15.9	92.6
25,0°	97.4	95.3	93.3	90.3	85.4	80.8	77.4	75.9	75.4	75.0	74.9	17.2	109.8
27,5°	93.6	90.0	86.6	82.2	77.4	74.3	72.6	71.2	70.2	69.5	69.2	18.7	128.5
30,0°	86.3	81.5	78.6	76.0	74.5	73.2	71.7	70.2	69.1	68.3	68.0	20.3	148.8
32,5°	78.4	75.9	74.9	74.2	73.3	72.0	70.3	68.7	67.5	66.6	66.3	22.3	171.0
35,0°	74.7	74.0	73.4	72.6	71.4	70.0	68.4	67.0	65.9	65.1	64.7	24.7	195.7
37,5°	73.1	72.5	71.7	70.5	69.5	68.4	67.2	66.0	65.0	64.2	63.7	27.7	223.4
40,0°	71.3	70.7	69.5	68.6	68.0	67.3	66.3	65.4	64.7	63.8	63.2	31.0	254.4
42,5°	69.2	68.5	67.9	67.4	66.9	66.4	66.0	65.6	65.0	64.1	63.5	31.7	286.1
45,0°	66.8	66.7	66.6	66.5	66.4	66.4	66.5	66.7	66.6	65.7	65.1	32.6	318.8
47,5°	64.7	65.2	65.7	66.1	66.6	67.3	68.3	69.4	69.8	69.3	68.8	35.2	354.0
50,0°	62.4	63.6	64.7	66.0	67.5	69.6	72.3	74.7	75.7	75.8	75.7	39.1	393.1
52,5°	60.1	61.7	63.7	65.9	69.0	73.4	79.0	83.4	84.7	85.3	85.7	45.1	438.2
55,0°	57.8	60.0	62.7	66.7	72.0	79.7	88.9	94.8	95.2	95.9	96.7	53.5	491.8
57,5°	55.6	58.3	62.2	68.2	76.3	87.4	99.9	106.1	104.6	104.6	105.7	66.2	558.0
60,0°	53.9	56.9	62.2	70.3	81.0	94.3	107.8	112.8	108.9	107.7	108.8	82.6	640.6
62,5°	55.4	56.9	62.5	71.8	84.2	97.4	109.3	112.3	106.3	104.1	104.5	99.5	740.1
65,0°	63.7	63.5	66.0	72.7	84.1	95.3	105.1	105.4	98.9	95.6	96.1	99.9	840.0
67,5°	70.1	78.4	77.3	72.4	79.6	88.2	95.1	94.0	87.3	84.7	85.0	77.4	917.4
70,0°	61.5	83.1	81.8	70.7	72.2	78.2	82.6	81.2	75.4	72.7	73.9	40.8	958.2
72,5°	42.3	57.4	62.9	59.5	61.2	65.1	67.5	65.8	60.5	58.3	60.0	16.1	974.3
75,0°	31.9	36.8	42.7	46.3	49.5	52.1	53.3	51.3	47.4	45.6	47.0	9.3	983.7
77,5°	24.7	27.9	31.7	34.9	37.5	39.4	39.8	37.3	34.2	32.7	33.7	6.9	990.6
80,0°	17.6	19.4	21.6	23.6	25.1	26.0	25.6	23.9	22.2	21.1	21.1	4.9	995.4
82,5°	10.4	11.4	12.7	13.8	14.8	15.6	15.4	14.5	13.4	12.7	12.6	2.9	998.3
85,0°	4.9	5.3	5.9	6.5	7.0	7.3	7.4	7.1	6.6	6.3	6.2	1.3	999.6
87,5°	1.7	1.8	1.9	2.0	2.2	2.2	2.2	2.1	1.9	1.8	1.7	0.4	1000.0
90,0°	0.0	0.0	0.0	0.0	0.0	0.0	0.0	0.0	0.0	0.0	0.0	0.0	1000.0

## Photometric test report

<b>Family</b> Floodlight FL21 midi	<b>Order number: 5XA7782E3D1A</b> <b>EAN: 4058352853696</b>	<b>LP number</b> 59303_137
---------------------------------------	--	-------------------------------

<b>Dimming levels table</b>	environmental temperature: 25°C	<b>siteco</b>
-----------------------------	---------------------------------	---------------

Luminous flux %	Dimming level linear	Dimming level logarithmic	Luminous flux [lm]	Power consumption [W]	Power consumption [W]	Power consumption [W]
				start of lifetime	end of lifetime	average
100	254	254	23100	208.1	227.1	217.6
95	241	252	21918	193.9	211.3	202.6
90	229	250	20826	181.2	197.5	189.4
85	216	248	19644	167.9	182.9	175.4
80	203	246	18462	155.2	168.9	162.0
75	190	243	17280	143.1	155.5	149.3
70	178	241	16188	132.2	143.7	138.0
65	165	238	15006	120.9	131.2	126.0
60	152	235	13824	110.0	119.3	114.6
55	140	232	12732	100.2	108.7	104.4
50	127	229	11550	90.0	97.4	93.7
45	114	225	10368	79.9	86.6	83.2
40	102	221	9276	70.8	76.8	73.8
35	89	216	8094	61.4	66.4	63.9
30	76	210	6912	52.3	56.4	54.4
25	63	203	5730	43.7	46.9	45.3
20	51	195	4638	35.9	38.5	37.2
15	38	184	3456	27.6	29.6	28.6
13	32	178	2910	23.9	25.5	24.7