


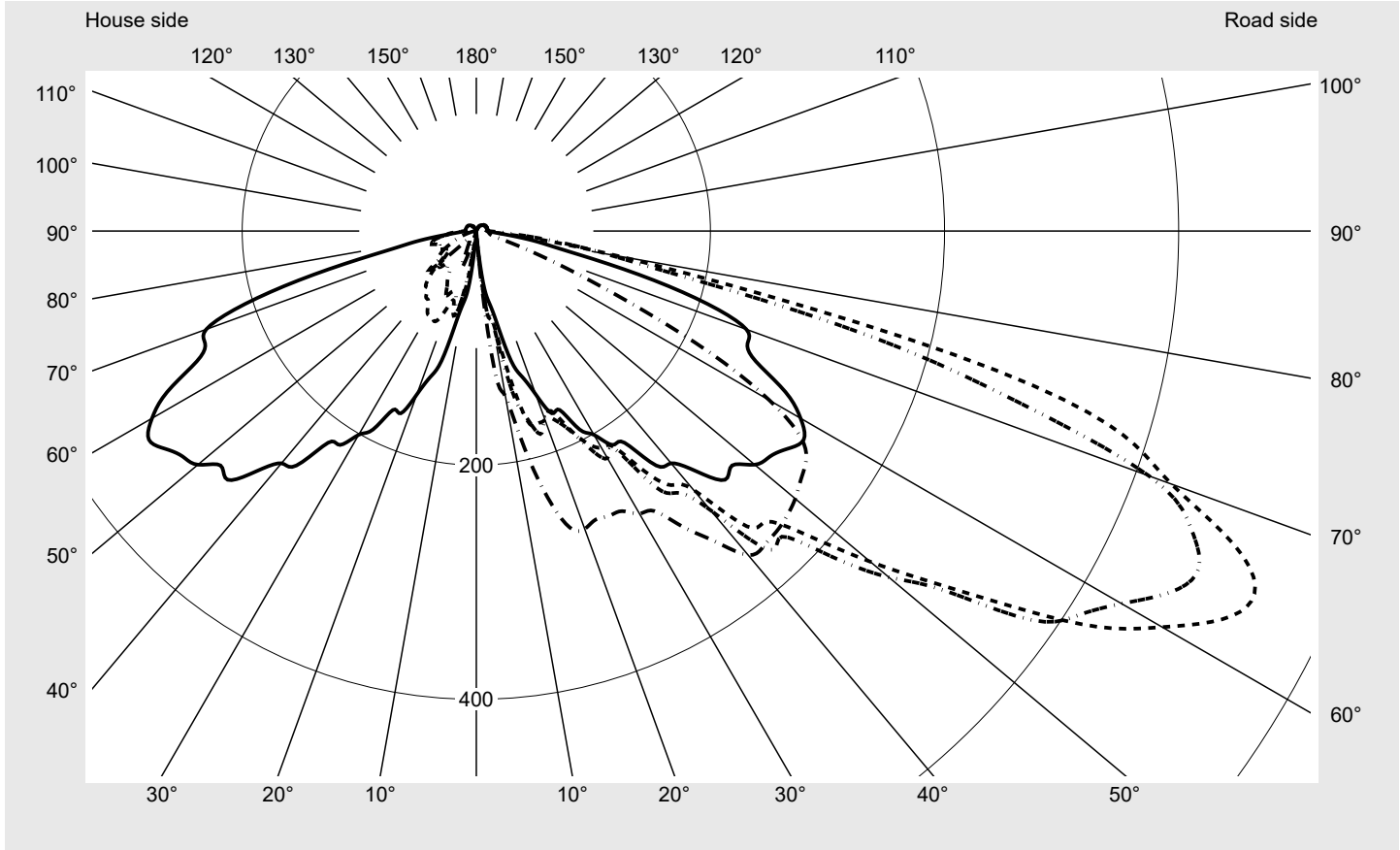
Photometric test report

Family DL 11 iQ	Order number: 5XA5575MF14H000022 EAN: 4058352956946	LP number 59403_17
	Version post-top- or mounting to wall arm Optic direct, symmetric wide distribution S120014 Cover cover transparent, PMMA Lamps LED 2700 K CRI ≥ 70 Controlgear ECG SITECO iQ Rated values Net luminous flux = 1560 lm Power consumption = 11.8 W Luminous efficacy = 132.2 lm/W	serial documentation 11.09.2023





Luminous intensity in cd/klm C180-0 C205-25 C210-30 C270-90 **Imax: 733 cd/klm**



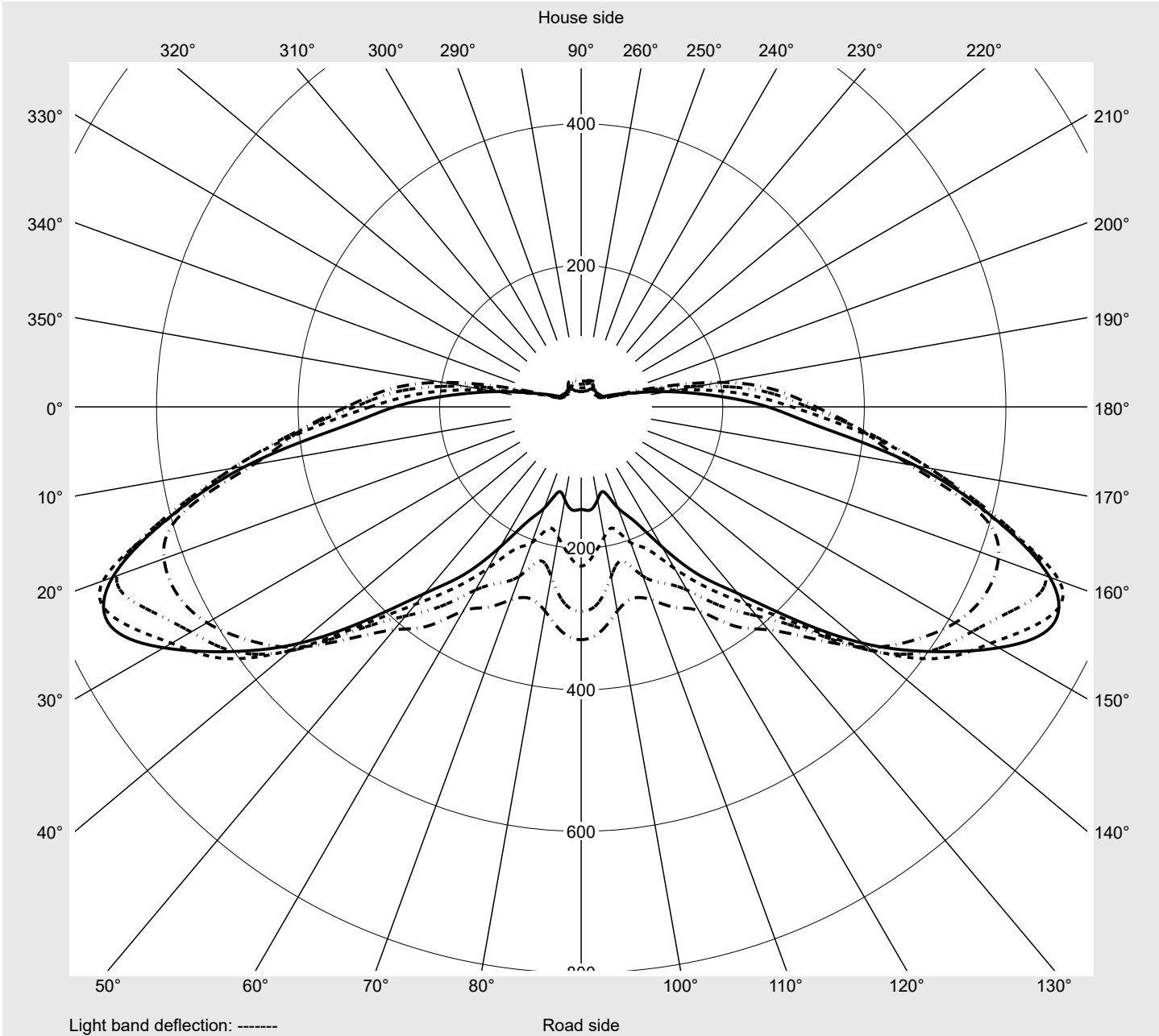
Luminaire output ratios	
Eta	100.0%
Eta 0° - 90°	96.0%
Eta 90° - 180°	4.0%
Measurement conditions	
DIN EN 13032 and DIN 5032	

Luminous intensity class acc. to EN13201-2	
Class:	G2
Imax 70°	634.9
Imax 80°	143.9
Imax 90°	9.9
Imax >90°	9.7
Imax >95°	9.6

Photometric test report

Family DL 11 iQ	Order number: 5XA5575MF14H000022 EAN: 4058352956946	LP number 59403_17
---------------------------	--	------------------------------

Envelope curve in cd/klm KMK 65° KMK 62,5° KMK 60° KMK 57,5° siteco



Photometric test report

Family DL 11 iQ	Order number: 5XA5575MF14H000022 EAN: 4058352956946	LP number 59403_17
Table of values for luminous intensities		Maximum luminous intensity
siteco		

C-planes	0° 180°	5° 175°	10° 170°	15° 165°	20° 160°	25° 155°	30° 150°	35° 145°	40° 140°	45° 135°	50° 130°	55° 125°	60° 120°
γ	Luminous intensity in cd/klm												
0,0°	3.7	3.7	3.7	3.7	3.7	3.7	3.7	3.7	3.7	3.7	3.7	3.7	3.7
2,5°	4.4	4.4	4.7	5.0	5.1	5.4	5.5	5.6	5.9	6.1	6.2	6.4	6.4
5,0°	9.6	11.4	13.1	14.3	16.0	18.8	22.4	25.9	28.9	29.9	30.9	31.5	31.7
7,5°	44.2	52.1	58.1	63.1	67.5	70.7	70.0	68.9	67.1	68.3	70.7	76.8	83.4
10,0°	61.6	64.0	67.8	71.3	73.3	75.8	76.4	81.4	94.0	105.9	116.2	126.6	129.5
12,5°	79.5	83.4	88.9	94.1	103.8	118.9	138.2	149.8	158.4	156.4	151.3	155.3	161.5
15,0°	114.7	121.7	133.9	149.0	160.7	167.1	164.4	167.4	172.0	173.9	179.2	181.1	185.1
17,5°	130.7	148.5	162.5	169.8	170.6	172.6	181.8	183.0	187.6	188.2	193.2	195.3	201.8
20,0°	148.6	153.7	162.3	168.3	169.4	171.4	170.6	177.8	179.6	185.0	187.4	197.0	204.9
22,5°	168.5	172.9	176.0	175.8	170.4	166.3	174.4	181.6	183.0	189.2	197.7	204.9	214.2
25,0°	168.6	171.9	185.0	191.1	189.8	185.0	187.1	194.1	202.7	205.0	215.1	224.0	235.1
27,5°	191.1	199.9	199.5	197.5	194.1	204.0	208.8	215.9	220.4	226.8	238.3	246.2	256.0
30,0°	201.0	208.3	213.3	209.7	211.0	213.6	224.0	239.1	248.3	252.9	264.8	274.1	284.6
32,5°	216.6	221.1	215.1	216.2	213.9	218.6	221.0	242.5	259.1	275.1	283.4	291.9	302.0
35,0°	220.7	229.2	235.9	237.3	242.0	250.4	266.8	285.5	297.4	317.1	322.7	323.2	330.1
37,5°	252.5	255.6	254.8	253.9	262.0	273.6	281.8	304.4	320.6	332.3	348.4	350.6	354.8
40,0°	259.0	261.6	264.9	261.8	269.2	288.4	311.1	332.0	348.9	364.3	364.5	383.4	381.4
42,5°	278.4	285.4	290.4	301.6	312.5	342.1	369.2	383.3	391.4	403.3	407.4	403.3	398.8
45,0°	300.5	295.6	301.1	303.5	319.5	350.9	369.2	396.9	416.2	432.1	433.2	417.6	415.7
47,5°	296.4	299.9	317.8	331.2	344.6	385.7	411.5	438.6	438.1	440.6	442.0	431.4	427.2
50,0°	310.5	329.2	354.3	381.7	383.9	439.4	460.0	461.9	454.2	445.3	441.7	426.3	415.6
52,5°	316.3	355.3	388.9	461.0	463.6	494.2	504.5	503.6	481.8	463.5	438.6	427.0	397.7
55,0°	324.3	380.8	415.5	516.1	537.3	559.3	579.3	537.0	519.3	469.8	432.3	407.1	360.7
57,5°	331.6	400.3	470.5	584.4	627.3	629.2	610.4	574.6	528.6	463.4	411.5	378.3	333.1
60,0°	319.9	404.1	499.5	610.5	698.5	676.6	636.6	601.8	536.6	444.9	385.8	343.6	299.1
62,5°	297.8	392.0	500.4	600.3	718.8	718.2	668.3	619.5	534.4	435.3	364.3	312.8	263.8
65,0°	263.5	343.6	480.6	602.0	704.6	733.5	681.0	603.0	519.9	424.3	344.4	289.8	228.4
67,5°	250.8	303.5	438.2	556.0	685.4	701.0	660.4	581.0	492.2	387.6	322.2	261.4	193.0
70,0°	245.5	319.2	430.0	545.7	634.9	632.0	611.6	517.2	432.6	351.0	293.0	228.8	167.4
72,5°	207.1	318.1	380.7	505.6	587.6	579.4	484.4	431.1	348.9	273.7	219.4	178.0	140.7
75,0°	143.8	247.7	325.9	438.7	469.0	459.7	351.7	300.9	217.3	180.8	168.5	156.9	129.4
77,5°	81.4	141.0	207.8	276.8	306.8	252.9	187.0	164.4	138.6	123.4	121.0	121.3	107.8
80,0°	53.6	70.8	103.8	124.8	143.9	122.8	112.7	121.2	96.9	67.4	50.3	42.9	45.8
82,5°	30.3	38.3	41.3	53.9	61.6	53.2	69.1	84.9	67.8	47.0	24.2	19.8	15.6
85,0°	17.0	18.2	15.5	14.4	14.2	18.3	35.4	48.2	39.6	20.8	15.3	13.9	11.5
87,5°	12.0	11.5	11.5	11.7	12.2	14.4	18.4	19.6	15.2	11.5	10.9	10.7	10.3
90,0°	9.4	9.6	9.6	9.8	9.9	9.9	9.9	9.9	9.9	9.9	9.9	9.8	9.8
92,5°	9.3	9.4	9.6	9.6	9.7	9.7	9.7	9.6	9.6	9.6	9.6	9.6	9.6
95,0°	9.3	9.3	9.6	9.6	9.7	9.6	9.6	9.6	9.6	9.6	9.6	9.6	9.6
97,5°	9.3	9.5	9.6	9.6	9.6	9.6	9.6	9.6	9.6	9.6	9.6	9.6	9.6
100,0°	9.3	9.3	9.6	9.6	9.6	9.6	9.6	9.6	9.6	9.6	9.6	9.6	9.6
102,5°	9.2	9.3	9.5	9.6	9.6	9.6	9.6	9.6	9.6	9.6	9.6	9.6	9.6
105,0°	9.0	9.3	9.3	9.5	9.6	9.6	9.6	9.6	9.6	9.6	9.6	9.6	9.6
107,5°	8.9	9.3	9.3	9.4	9.6	9.6	9.6	9.6	9.6	9.6	9.6	9.6	9.6
110,0°	8.9	9.1	9.3	9.3	9.3	9.3	9.3	9.3	9.3	9.6	9.5	9.6	9.6
112,5°	8.9	8.9	9.1	9.3	9.3	9.3	9.3	9.3	9.3	9.3	9.3	9.4	9.3

Photometric test report

Family DL 11 iQ	Order number: 5XA5575MF14H000022 EAN: 4058352956946	LP number 59403_17
---------------------------	--	------------------------------



Table of values for luminous intensities Maximum luminous intensity

C-planes	65° 115°	70° 110°	75° 105°	80° 100°	85° 95°	90°	185° 355°	190° 350°	195° 345°	200° 340°	205° 335°	210° 330°	215° 325°
γ	Luminous intensity in cd/klm												
0,0°	3.7	3.7	3.7	3.7	3.7	3.7	3.7	3.7	3.7	3.7	3.7	3.7	3.7
2,5°	6.6	6.7	6.8	6.8	6.6	6.7	4.1	4.0	3.9	3.9	3.8	3.7	3.7
5,0°	30.9	30.0	29.5	27.8	26.2	26.0	8.6	7.8	7.0	6.3	5.7	5.4	5.0
7,5°	93.6	102.6	107.7	110.3	117.4	120.7	38.9	28.7	19.8	14.6	10.2	7.6	6.1
10,0°	135.0	137.5	141.3	140.6	142.6	143.4	62.0	66.8	66.0	57.4	43.5	28.5	18.1
12,5°	171.8	182.2	187.4	187.3	186.0	189.5	73.9	70.0	66.5	65.2	64.1	65.4	59.3
15,0°	199.4	215.6	223.6	229.9	238.1	235.7	103.7	89.0	83.3	79.9	74.9	68.2	57.1
17,5°	207.9	222.0	239.4	252.3	262.3	265.5	117.3	99.2	82.6	73.3	63.6	57.5	51.1
20,0°	214.2	231.5	247.6	260.3	266.2	270.8	137.3	120.9	98.4	81.5	66.3	55.1	43.1
22,5°	222.1	231.4	245.5	259.6	264.7	266.7	154.3	140.9	117.2	100.4	79.2	56.8	37.5
25,0°	246.1	250.1	257.6	268.1	269.8	268.5	160.6	146.9	125.0	102.6	85.0	60.7	39.5
27,5°	264.7	270.3	275.1	274.2	272.0	269.7	178.5	160.6	132.7	105.1	82.0	54.3	33.9
30,0°	289.7	288.2	283.9	282.2	279.5	278.7	189.6	173.8	142.5	111.0	82.4	49.4	30.4
32,5°	307.8	302.3	292.9	291.4	289.5	283.6	206.9	190.0	149.3	114.8	77.2	43.5	28.5
35,0°	332.0	320.8	310.2	309.5	309.4	308.9	208.6	185.2	144.8	110.2	71.8	39.2	27.5
37,5°	361.0	358.1	342.0	336.7	334.5	333.7	238.9	210.1	161.5	124.0	70.6	40.7	29.1
40,0°	386.2	375.9	350.1	346.5	353.5	361.3	245.2	217.0	165.5	120.0	64.1	37.7	30.9
42,5°	403.2	382.4	357.8	357.1	363.4	364.1	260.9	220.2	158.9	110.6	64.0	37.4	33.7
45,0°	412.8	385.0	353.9	357.4	363.9	362.8	289.6	238.8	171.7	105.7	58.1	43.6	40.9
47,5°	416.7	373.2	351.6	359.0	363.1	360.0	284.0	224.2	153.8	90.3	50.0	42.2	36.6
50,0°	407.8	362.8	342.0	351.7	358.6	355.7	286.9	226.4	147.3	79.1	39.3	35.7	31.0
52,5°	384.7	350.6	334.0	340.1	350.2	349.4	286.7	224.8	130.4	64.9	34.3	31.0	27.7
55,0°	348.2	329.6	317.3	324.6	339.6	343.7	288.1	221.8	116.7	59.7	33.2	28.2	25.9
57,5°	312.6	290.4	280.4	293.3	318.6	329.1	275.1	199.2	99.7	46.3	30.7	27.7	27.1
60,0°	274.9	254.4	225.6	243.7	278.0	289.2	256.8	167.4	81.6	38.8	30.2	27.9	28.1
62,5°	222.3	204.2	177.9	186.9	209.0	225.1	223.2	137.1	73.4	45.1	33.8	29.4	29.2
65,0°	178.6	152.2	124.7	133.2	146.3	145.0	186.1	123.7	76.0	51.4	35.5	32.2	30.9
67,5°	141.3	105.0	73.6	81.4	85.6	84.5	173.3	116.6	72.1	47.8	36.1	33.9	33.4
70,0°	119.5	77.3	42.0	36.2	40.3	44.7	167.4	116.2	71.8	43.5	34.9	33.5	34.9
72,5°	99.2	51.0	25.1	18.7	17.8	19.5	150.0	108.1	67.7	41.7	37.6	35.6	37.2
75,0°	76.1	26.0	17.0	13.9	13.2	13.1	107.2	79.4	60.7	41.0	42.3	39.0	37.3
77,5°	43.9	18.2	14.4	12.3	11.9	11.9	61.8	54.5	50.8	39.1	38.1	37.4	36.0
80,0°	20.8	14.1	12.3	11.7	11.4	11.2	46.4	46.4	40.2	33.6	32.9	34.9	31.9
82,5°	13.0	11.7	11.2	10.9	10.9	10.8	30.1	29.8	28.2	25.1	26.6	25.5	22.6
85,0°	10.9	10.2	10.2	10.2	10.2	10.2	17.1	18.5	20.9	23.0	22.9	20.8	16.5
87,5°	10.1	9.7	9.9	9.9	9.9	9.9	12.6	13.8	14.9	15.4	15.2	14.4	12.9
90,0°	9.7	9.7	9.8	9.7	9.6	9.6	9.2	8.9	8.6	8.3	7.9	7.7	7.3
92,5°	9.6	9.6	9.6	9.6	9.6	9.6	8.8	8.5	8.1	7.7	7.3	6.9	6.6
95,0°	9.6	9.5	9.6	9.6	9.6	9.4	8.8	8.5	8.0	7.6	7.2	6.8	6.5
97,5°	9.6	9.6	9.6	9.6	9.6	9.6	8.8	8.5	8.1	7.7	7.2	6.8	6.5
100,0°	9.6	9.6	9.6	9.6	9.6	9.6	8.9	8.5	8.1	7.8	7.2	6.9	6.5
102,5°	9.6	9.6	9.6	9.6	9.6	9.6	8.8	8.4	8.1	7.8	7.4	6.9	6.6
105,0°	9.6	9.6	9.6	9.6	9.6	9.6	8.8	8.4	8.1	7.8	7.4	6.9	6.6
107,5°	9.6	9.6	9.6	9.6	9.6	9.6	8.7	8.4	8.0	7.6	7.4	6.9	6.5
110,0°	9.6	9.5	9.6	9.6	9.6	9.6	8.6	8.4	8.0	7.8	7.3	6.9	6.6
112,5°	9.3	9.3	9.5	9.4	9.6	9.4	8.6	8.3	8.0	7.7	7.4	7.0	6.6

Photometric test report

Family DL 11 iQ	Order number: 5XA5575MF14H000022 EAN: 4058352956946	LP number 59403_17
Table of values for luminous intensities		Maximum luminous intensity
		sITeco

C-planes	220° 320°	225° 315°	230° 310°	235° 305°	240° 300°	245° 295°	250° 290°	255° 285°	260° 280°	265° 275°	270°	Phi-zone	Total Phi-zone
γ	Luminous intensity in cd/klm											Luminous flux in lm/klm	
0,0°	3.7	3.7	3.7	3.7	3.7	3.7	3.7	3.7	3.7	3.7	3.7	0.0	0.0
2,5°	3.8	3.9	4.0	4.2	4.6	4.8	4.7	4.5	4.3	4.0	4.0	0.1	0.1
5,0°	4.7	4.4	4.1	3.9	3.6	3.6	3.5	3.5	3.3	3.3	3.3	0.3	0.4
7,5°	5.1	4.5	4.3	4.2	3.9	3.8	3.8	3.6	3.4	3.5	3.3	1.6	2.0
10,0°	12.2	8.5	5.7	4.7	4.1	3.6	3.6	3.8	3.8	3.6	4.0	3.1	5.1
12,5°	44.3	27.8	15.4	8.1	4.9	4.6	5.0	5.0	4.5	4.1	4.0	5.3	10.4
15,0°	53.0	53.4	49.1	39.6	25.5	15.2	8.0	4.5	3.9	3.7	3.6	8.1	18.5
17,5°	42.7	39.2	37.6	35.5	35.3	34.0	27.7	19.6	12.1	7.2	6.1	10.2	28.7
20,0°	33.3	30.2	29.6	27.3	25.6	24.6	24.5	24.4	24.9	27.8	27.5	11.8	40.5
22,5°	27.7	25.0	22.8	21.0	19.6	19.3	20.2	20.3	24.3	31.6	32.6	13.6	54.1
25,0°	30.4	23.4	19.3	18.1	16.8	17.5	21.7	18.9	20.2	22.9	22.7	15.8	69.9
27,5°	27.9	22.3	18.6	17.0	15.5	15.7	18.2	14.3	15.0	17.0	16.7	18.4	88.3
30,0°	26.4	22.6	19.3	17.5	15.6	15.2	15.6	13.1	12.0	13.2	13.3	21.2	109.5
32,5°	25.0	22.5	19.3	17.2	15.0	13.8	13.5	11.4	10.1	11.1	10.8	23.6	133.1
35,0°	25.4	22.2	19.4	17.3	15.4	13.6	12.5	10.6	9.1	9.9	9.8	27.3	160.4
37,5°	24.6	21.4	18.7	16.7	14.7	13.1	11.3	9.9	8.4	9.3	9.1	31.4	191.7
40,0°	27.9	23.2	18.7	16.1	15.7	13.4	11.6	9.6	8.3	8.9	8.8	34.9	226.6
42,5°	31.4	26.3	20.2	18.6	16.8	15.8	13.0	10.4	8.4	8.6	8.5	39.5	266.1
45,0°	32.7	25.2	22.7	23.1	23.1	22.2	21.9	17.2	11.7	9.6	8.5	42.9	309.0
47,5°	31.4	25.8	27.0	31.7	33.5	32.4	30.5	27.9	26.7	21.1	21.2	46.2	355.2
50,0°	27.3	26.1	29.6	35.2	39.3	39.9	39.0	39.6	38.8	41.6	51.7	49.8	405.0
52,5°	25.3	24.4	27.8	34.9	40.6	42.2	42.6	49.5	51.8	44.3	40.4	53.4	458.3
55,0°	24.4	24.2	27.5	35.8	44.3	45.9	44.3	41.8	39.8	38.8	37.9	56.3	514.6
57,5°	25.9	26.0	27.7	32.2	36.9	39.7	39.5	38.6	36.9	36.7	36.2	58.2	572.9
60,0°	26.8	25.5	26.4	30.0	34.6	36.4	35.7	34.2	32.7	32.2	32.2	58.3	631.2
62,5°	28.3	26.8	28.5	29.7	32.4	32.7	30.0	29.0	27.7	26.8	27.0	56.8	688.0
65,0°	29.9	29.4	30.5	29.7	29.1	27.0	24.0	23.4	22.3	21.5	22.0	54.1	742.1
67,5°	34.0	33.3	32.5	30.5	24.9	21.1	19.4	19.4	18.4	17.8	18.5	50.2	792.3
70,0°	37.6	34.4	33.1	29.8	20.5	16.1	15.0	15.2	14.8	14.1	14.4	46.4	838.7
72,5°	39.5	36.9	35.3	26.8	16.7	11.8	11.4	11.9	11.6	10.4	10.9	40.5	879.2
75,0°	39.2	35.7	32.0	22.5	16.1	8.9	8.5	8.8	8.5	7.7	7.8	31.9	911.1
77,5°	34.0	32.8	25.6	17.1	13.2	7.0	6.3	6.3	6.0	5.5	5.5	20.9	932.0
80,0°	27.6	25.2	17.8	11.3	7.9	5.9	5.3	5.0	4.7	4.2	4.2	12.1	944.1
82,5°	20.9	17.2	13.2	9.0	6.7	5.3	4.6	4.2	4.0	3.5	3.6	7.2	951.3
85,0°	13.6	11.9	11.3	9.6	7.6	4.9	4.2	3.9	3.7	3.2	3.3	4.2	955.5
87,5°	10.5	9.0	9.8	9.8	6.8	4.6	4.1	3.9	3.5	3.1	3.2	3.0	958.5
90,0°	6.8	6.4	6.3	6.2	5.0	4.4	4.0	3.6	3.5	3.0	3.2	2.2	960.7
92,5°	6.2	5.8	5.4	5.0	4.5	4.2	4.0	3.6	3.5	3.0	3.2	2.1	962.8
95,0°	6.2	5.8	5.4	5.0	4.5	4.3	4.0	3.7	3.5	3.2	3.3	2.1	964.9
97,5°	6.1	5.8	5.4	5.0	4.5	4.3	4.0	3.8	3.5	3.2	3.2	2.1	967.0
100,0°	6.2	5.8	5.4	5.1	4.6	4.4	4.0	3.9	3.5	3.2	3.3	2.1	969.1
102,5°	6.2	5.8	5.5	5.1	4.7	4.4	4.1	3.9	3.6	3.2	3.3	2.1	971.2
105,0°	6.3	5.8	5.5	5.2	4.7	4.5	4.1	4.0	3.7	3.3	3.3	2.1	973.2
107,5°	6.3	5.8	5.5	5.1	4.7	4.5	4.1	4.0	3.7	3.3	3.5	2.0	975.2
110,0°	6.3	6.0	5.5	5.2	4.8	4.5	4.3	4.0	3.8	3.4	3.5	2.0	977.2
112,5°	6.3	5.9	5.6	5.2	4.9	4.5	4.3	4.1	3.8	3.5	3.5	1.9	979.1

Photometric test report

Family DL 11 iQ	Order number: 5XA5575MF14H000022 EAN: 4058352956946	LP number 59403_17
Table of values for luminous intensities		Maximum luminous intensity
		siteco

C-planes	0° 180°	5° 175°	10° 170°	15° 165°	20° 160°	25° 155°	30° 150°	35° 145°	40° 140°	45° 135°	50° 130°	55° 125°	60° 120°
γ	Luminous intensity in cd/klm												
115,0°	8.9	8.9	9.0	9.2	9.3	9.3	9.3	9.3	9.3	9.3	9.3	9.3	9.3
117,5°	8.6	8.9	8.9	9.0	8.9	8.9	9.2	9.0	9.3	9.3	9.3	9.3	9.3
120,0°	8.6	8.8	8.9	8.9	8.9	8.9	8.9	8.9	8.9	8.9	9.0	9.3	9.2
122,5°	8.3	8.6	8.6	8.6	8.6	8.6	8.9	8.7	8.9	8.8	8.9	8.9	8.9
125,0°	8.3	8.3	8.4	8.5	8.6	8.6	8.6	8.6	8.6	8.6	8.6	8.6	8.6
127,5°	7.9	7.9	8.3	8.2	8.3	8.3	8.3	8.3	8.3	8.3	8.3	8.5	8.5
130,0°	7.6	7.7	7.8	7.9	7.9	7.9	7.9	7.9	7.9	8.1	8.2	8.3	8.3
132,5°	7.3	7.3	7.4	7.5	7.6	7.6	7.6	7.6	7.6	7.8	7.9	7.9	7.9
135,0°	6.9	6.9	6.9	7.2	7.3	7.3	7.3	7.3	7.3	7.4	7.5	7.6	7.6
137,5°	6.4	6.6	6.6	6.6	6.8	6.9	6.9	6.9	6.9	7.1	7.2	7.3	7.3
140,0°	5.9	6.1	6.3	6.3	6.4	6.5	6.6	6.6	6.6	6.8	6.9	6.9	6.9
142,5°	5.6	5.8	5.9	5.9	6.0	6.1	6.2	6.3	6.3	6.4	6.5	6.6	6.6
145,0°	5.3	5.4	5.6	5.6	5.6	5.7	5.9	5.9	5.9	6.0	6.1	6.2	6.3
147,5°	5.0	5.0	5.1	5.3	5.3	5.3	5.6	5.6	5.6	5.6	5.6	5.8	5.9
150,0°	4.3	4.5	4.6	4.6	4.8	4.8	5.0	5.0	5.0	5.2	5.3	5.3	5.3
152,5°	3.7	3.9	4.0	4.0	4.1	4.2	4.3	4.3	4.3	4.3	4.5	4.6	4.6
155,0°	2.9	3.0	3.0	3.2	3.3	3.3	3.3	3.4	3.5	3.6	3.6	3.6	3.6
157,5°	2.1	2.2	2.3	2.3	2.3	2.3	2.3	2.3	2.3	2.3	2.5	2.6	2.6
160,0°	1.7	1.7	1.7	1.7	1.7	1.7	1.7	1.7	1.7	1.7	1.7	1.7	1.7
162,5°	1.7	1.4	1.6	1.5	1.5	1.3	1.4	1.3	1.3	1.3	1.3	1.3	1.3
165,0°	1.3	1.3	1.3	1.3	1.3	1.3	1.3	1.3	1.3	1.3	1.3	1.3	1.3
167,5°	1.3	1.3	1.4	1.3	1.6	1.3	1.3	1.3	1.3	1.3	1.3	1.3	1.3
170,0°	1.3	1.3	1.3	1.3	1.3	1.3	1.3	1.3	1.3	1.2	1.3	1.3	1.3
172,5°	0.0	0.0	0.0	0.0	0.0	0.0	0.0	0.0	0.0	0.0	0.0	0.0	0.0
175,0°	0.0	0.0	0.0	0.0	0.0	0.0	0.0	0.0	0.0	0.0	0.0	0.0	0.0
177,5°	0.0	0.0	0.0	0.0	0.0	0.0	0.0	0.0	0.0	0.0	0.0	0.0	0.0
180,0°	0.0	0.0	0.0	0.0	0.0	0.0	0.0	0.0	0.0	0.0	0.0	0.0	0.0

Photometric test report

Family DL 11 iQ	Order number: 5XA5575MF14H000022 EAN: 4058352956946	LP number 59403_17
Table of values for luminous intensities		Maximum luminous intensity
		siteco

C-planes	65° 115°	70° 110°	75° 105°	80° 100°	85° 95°	90°	185° 355°	190° 350°	195° 345°	200° 340°	205° 335°	210° 330°	215° 325°
γ	Luminous intensity in cd/klm												
115,0°	9.3	9.3	9.3	9.3	9.3	9.3	8.6	8.4	8.0	7.6	7.3	7.0	6.7
117,5°	9.3	9.3	9.3	9.3	9.3	9.3	8.5	8.3	7.9	7.6	7.3	7.0	6.7
120,0°	8.9	9.2	9.2	9.3	9.2	9.3	8.4	8.3	7.9	7.6	7.3	7.0	6.6
122,5°	8.9	8.9	8.9	8.9	8.9	8.9	8.3	8.0	7.8	7.5	7.2	6.9	6.6
125,0°	8.6	8.6	8.7	8.8	8.7	8.6	7.9	7.8	7.6	7.3	7.1	6.9	6.5
127,5°	8.4	8.3	8.5	8.6	8.6	8.5	7.8	7.6	7.4	7.3	6.9	6.7	6.4
130,0°	8.3	8.3	8.3	8.3	8.3	8.3	7.5	7.3	7.1	6.9	6.6	6.4	6.1
132,5°	7.9	7.9	7.9	7.9	7.9	7.9	7.0	6.9	6.7	6.4	6.3	6.0	5.8
135,0°	7.6	7.6	7.6	7.6	7.6	7.6	6.6	6.4	6.3	6.0	5.9	5.6	5.5
137,5°	7.3	7.3	7.3	7.3	7.3	7.3	6.3	6.0	5.9	5.6	5.5	5.3	5.1
140,0°	6.9	6.9	6.9	6.9	6.9	6.9	5.9	5.6	5.6	5.3	5.2	5.0	4.9
142,5°	6.6	6.6	6.6	6.6	6.6	6.6	5.6	5.3	5.3	5.0	4.9	4.8	4.6
145,0°	6.3	6.3	6.3	6.3	6.3	6.3	5.3	5.0	5.0	4.7	4.6	4.6	4.3
147,5°	5.9	5.9	5.9	5.9	5.9	5.9	4.7	4.6	4.6	4.3	4.3	4.1	4.0
150,0°	5.3	5.3	5.3	5.4	5.6	5.3	4.3	4.0	4.0	3.9	3.6	3.6	3.5
152,5°	4.6	4.6	4.6	4.6	4.6	4.6	3.6	3.5	3.3	3.3	3.0	3.0	2.9
155,0°	3.6	3.6	3.6	3.6	3.6	3.6	2.7	2.6	2.6	2.3	2.3	2.3	2.3
157,5°	2.6	2.6	2.6	2.6	2.6	2.6	2.0	2.0	2.0	2.0	1.8	1.9	1.7
160,0°	1.7	1.7	1.8	1.8	1.8	1.7	1.7	1.7	1.7	1.6	1.6	1.7	1.4
162,5°	1.3	1.3	1.3	1.4	1.3	1.3	1.5	1.5	1.5	1.3	1.3	1.3	1.3
165,0°	1.3	1.3	1.3	1.3	1.3	1.3	1.3	1.4	1.3	1.3	1.3	1.3	1.3
167,5°	1.3	1.3	1.3	1.3	1.3	1.3	1.3	1.3	1.3	1.3	1.3	1.3	1.3
170,0°	1.2	1.2	1.3	1.3	1.3	1.3	1.2	1.3	1.3	1.3	1.3	1.3	1.3
172,5°	0.0	0.0	0.0	0.0	0.0	0.0	0.0	0.0	0.0	0.0	0.0	0.0	0.0
175,0°	0.0	0.0	0.0	0.0	0.0	0.0	0.0	0.0	0.0	0.0	0.0	0.0	0.0
177,5°	0.0	0.0	0.0	0.0	0.0	0.0	0.0	0.0	0.0	0.0	0.0	0.0	0.0
180,0°	0.0	0.0	0.0	0.0	0.0	0.0	0.0	0.0	0.0	0.0	0.0	0.0	0.0

Photometric test report

Family DL 11 iQ	Order number: 5XA5575MF14H000022 EAN: 4058352956946	LP number 59403_17
Table of values for luminous intensities		Maximum luminous intensity
		sITeco

C-planes	220° 320°	225° 315°	230° 310°	235° 305°	240° 300°	245° 295°	250° 290°	255° 285°	260° 280°	265° 275°	270°	Phi-zone	Total Phi-zone
γ	Luminous intensity in cd/klm											Luminous flux in lm/klm	
115,0°	6.4	6.0	5.7	5.4	5.0	4.6	4.3	4.1	3.9	3.6	3.6	1.9	981.0
117,5°	6.4	6.1	5.7	5.4	5.1	4.7	4.3	4.2	4.0	3.7	3.6	1.8	982.9
120,0°	6.4	6.0	5.7	5.4	5.1	4.8	4.5	4.2	4.0	3.7	3.8	1.8	984.7
122,5°	6.3	6.0	5.7	5.4	5.1	4.7	4.3	4.2	4.0	3.8	3.8	1.7	986.4
125,0°	6.3	5.9	5.6	5.4	5.0	4.6	4.5	4.3	4.0	3.8	3.8	1.6	988.0
127,5°	6.1	5.8	5.6	5.3	5.0	4.6	4.5	4.3	4.0	3.9	4.0	1.5	989.5
130,0°	5.9	5.6	5.4	5.1	4.8	4.6	4.3	4.1	4.0	3.8	4.0	1.4	991.0
132,5°	5.6	5.5	5.1	4.8	4.6	4.3	4.2	4.0	3.9	3.7	3.8	1.3	992.3
135,0°	5.3	5.1	5.0	4.6	4.3	4.1	4.0	3.7	3.6	3.5	3.6	1.2	993.5
137,5°	5.0	4.8	4.6	4.3	4.1	4.0	3.8	3.6	3.6	3.4	3.5	1.1	994.6
140,0°	4.6	4.6	4.3	4.1	4.0	3.7	3.6	3.4	3.3	3.3	3.3	1.0	995.6
142,5°	4.5	4.3	4.2	4.0	3.7	3.6	3.5	3.3	3.3	3.3	3.3	0.9	996.5
145,0°	4.3	4.0	4.0	3.9	3.6	3.5	3.4	3.2	3.2	3.3	3.3	0.8	997.3
147,5°	3.9	3.8	3.6	3.6	3.3	3.2	3.1	3.0	3.0	3.0	3.0	0.7	998.0
150,0°	3.3	3.3	3.0	3.0	2.7	2.6	2.6	2.4	2.3	2.3	2.3	0.6	998.5
152,5°	2.7	2.6	2.6	2.4	2.3	2.1	2.0	2.0	2.0	2.0	2.0	0.4	999.0
155,0°	2.2	2.1	2.0	2.0	1.7	1.7	1.7	1.7	1.7	1.7	1.7	0.3	999.3
157,5°	1.7	1.7	1.7	1.7	1.7	1.7	1.5	1.7	1.6	1.4	1.3	0.2	999.5
160,0°	1.7	1.7	1.7	1.6	1.3	1.3	1.3	1.3	1.3	1.3	1.3	0.1	999.7
162,5°	1.4	1.5	1.3	1.3	1.3	1.3	1.3	1.3	1.3	1.3	1.3	0.1	999.8
165,0°	1.3	1.3	1.3	1.3	1.3	1.3	1.3	1.3	1.3	1.3	1.3	0.1	999.9
167,5°	1.3	1.5	1.7	1.5	1.3	1.3	1.3	1.3	1.3	1.3	1.3	0.1	999.9
170,0°	1.3	1.3	1.3	1.3	1.3	1.3	1.3	1.3	1.3	1.3	1.3	0.1	1000.0
172,5°	0.0	0.0	0.0	0.0	0.0	0.0	0.0	0.0	0.0	0.0	0.0	0.0	1000.0
175,0°	0.0	0.0	0.0	0.0	0.0	0.0	0.0	0.0	0.0	0.0	0.0	0.0	1000.0
177,5°	0.0	0.0	0.0	0.0	0.0	0.0	0.0	0.0	0.0	0.0	0.0	0.0	1000.0
180,0°	0.0	0.0	0.0	0.0	0.0	0.0	0.0	0.0	0.0	0.0	0.0	0.0	1000.0

Photometric test report

Family DL 11 iQ	Order number: 5XA5575MF14H000022 EAN: 4058352956946	LP number 59403_17
--------------------	--	-----------------------

Dimming levels table	environmental temperature: 25°C	sITeco
----------------------	---------------------------------	--------

Luminous flux [%]	Dimming level linear	Dimming level logarithmic	Luminous flux [lm]	Power consumption [W]start of lifetime	Power consumption [W]end of lifetime	Power consumption [W]average
100	254	254	1560	11.8	12.1	12.0
95	241	252	1480	11.1	11.4	11.2
90	229	250	1406	10.6	10.8	10.7
85	216	248	1327	9.9	10.2	10.0
80	203	246	1247	9.3	9.6	9.4
75	190	243	1167	8.7	9.0	8.8
70	178	241	1093	8.2	8.4	8.3
65	165	238	1013	7.6	7.7	7.6
60	152	235	934	7.0	7.2	7.1
55	140	232	860	6.5	6.6	6.6
50	127	229	780	6.0	6.1	6.0
45	114	225	700	5.4	5.6	5.5
40	102	221	626	5.0	5.1	5.0
35	89	216	547	4.5	4.6	4.6
30	76	210	467	4.0	4.0	4.0
26	65	204	399	3.6	3.7	3.6