

Photometric test report

Family
LANTERN LED

Order number: **5XA5255EY14H000022**
EAN: **4058352023983**

LP number
57121_83



Version post-top- or mounting to wall arm
Optic direct, symmetric wide distribution S120010
Cover cover transparent, PMMA
Lamps LED 3000 K | CRI ≥ 70
Controlgear EVG SITECO iQ - Smart Interface
Rated values Net luminous flux = 1530 lm
Power consumption = 10.7 W
Luminous efficacy = 143 lm/W

serial
documentation
11.10.2023

siteco

Luminous intensity in cd/klm

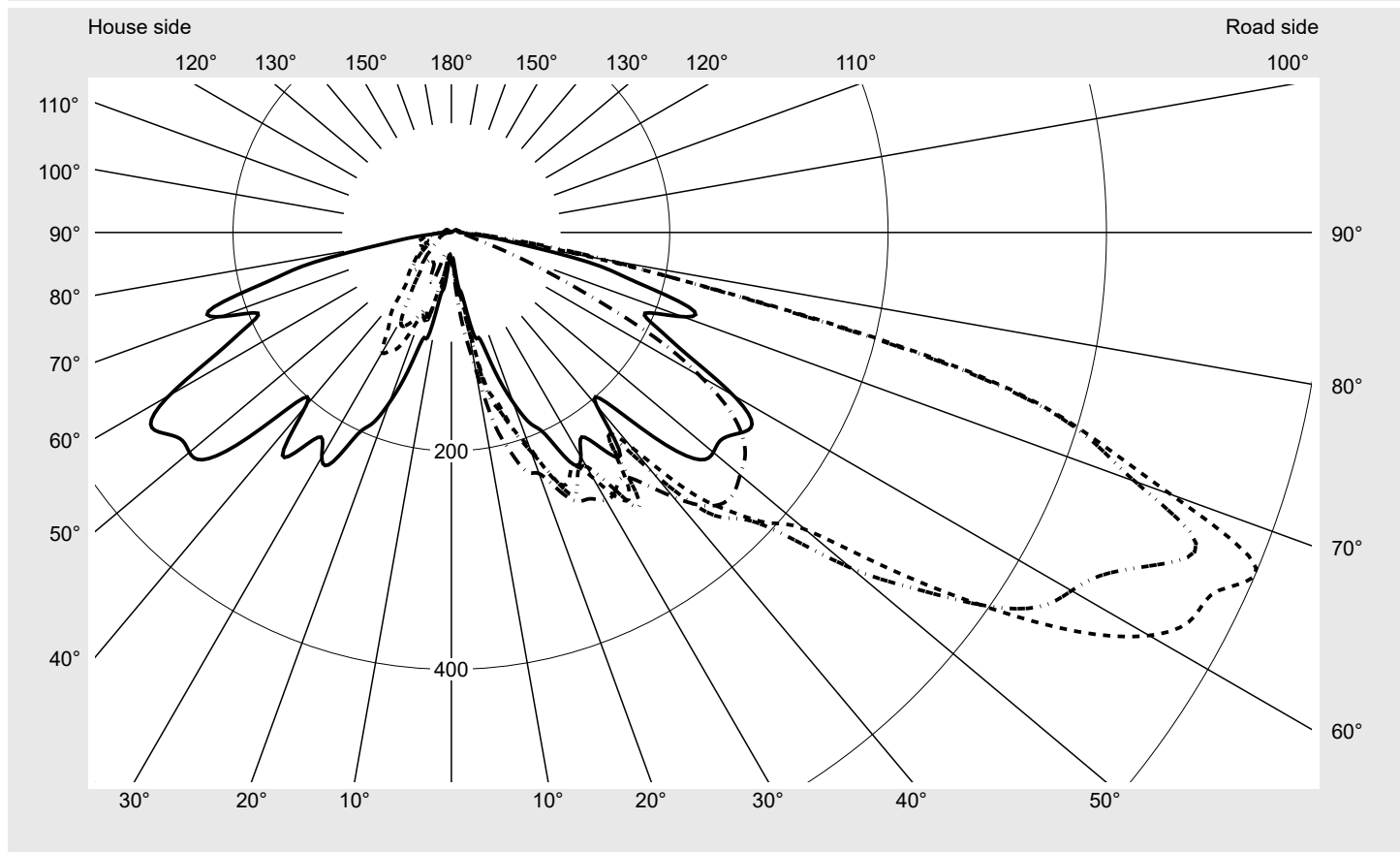
C180-0

C205-25

C210-30

C270-90

Imax: **797 cd/klm**



Luminaire output ratios

Eta	100.0%
Eta 0° - 90°	97.8%
Eta 90° - 180°	2.2%

Luminous intensity class acc. to EN13201-2

Class:	G2
Imax 70°	701.3
Imax 80°	144.7
Imax 90°	9.2
Imax >90°	8.3
Imax >95°	7.6

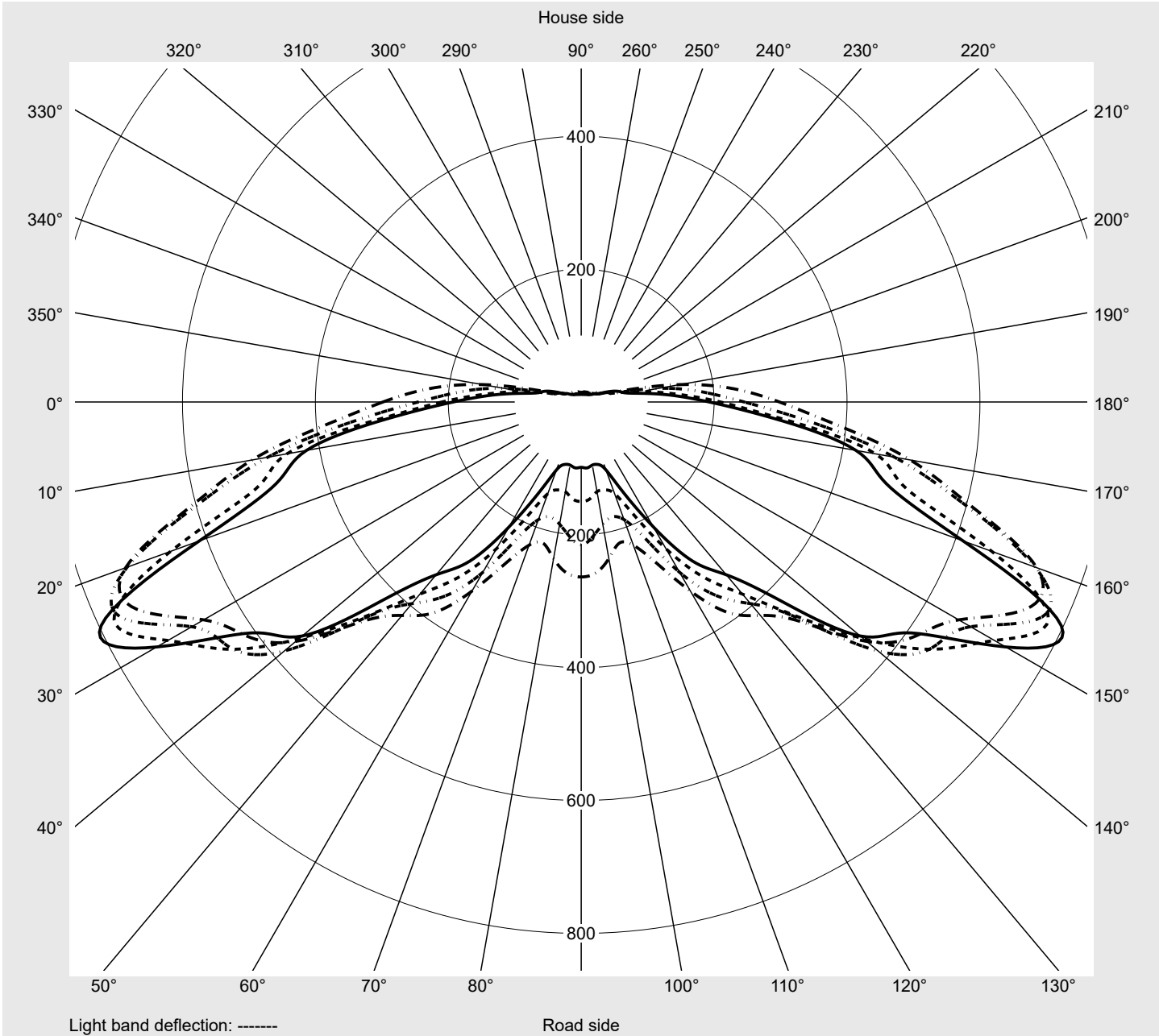
Measurement conditions

DIN EN 13032 and DIN 5032

Photometric test report

Family LANTERN LED	Order number: 5XA5255EY14H000022 EAN: 4058352023983	LP number 57121_83
------------------------------	--	------------------------------

Envelope curve in cd/klm KMK 67.5° KMK 65° KMK 62.5° KMK 60° siteco



Photometric test report

Family LANTERN LED	Order number: 5XA5255EY14H000022 EAN: 4058352023983	LP number 57121_83
Table of values for luminous intensities		Maximum luminous intensity
		siteco


C-planes	0° 180°	5° 175°	10° 170°	15° 165°	20° 160°	25° 155°	30° 150°	35° 145°	40° 140°	45° 135°	50° 130°	55° 125°	60° 120°
γ	Luminous intensity in cd/klm												
0,0°	26.6	26.6	26.6	26.6	26.6	26.6	26.6	26.6	26.6	26.6	26.6	26.6	26.6
2,5°	24.1	24.8	25.1	26.0	27.0	27.3	27.9	28.6	29.5	30.5	31.4	31.7	32.4
5,0°	28.9	30.8	32.7	35.9	39.0	41.6	43.5	45.7	47.6	49.5	51.1	52.7	54.3
7,5°	51.1	53.3	53.6	54.6	55.2	57.1	60.0	63.2	68.2	73.6	78.4	85.0	91.7
10,0°	60.6	61.6	64.4	66.3	70.5	77.4	88.2	102.5	116.1	127.9	129.2	127.9	127.6
12,5°	96.8	90.8	99.6	112.3	133.0	140.3	147.2	156.5	153.3	157.4	149.2	149.2	149.8
15,0°	100.9	109.8	137.7	143.4	152.6	159.6	167.9	167.9	186.9	197.4	185.0	191.7	185.6
17,5°	134.2	153.6	164.7	165.3	174.2	188.8	191.0	194.2	206.0	206.9	213.3	212.9	206.3
20,0°	165.7	182.8	199.6	208.8	212.6	209.8	213.6	206.6	203.1	213.6	219.6	219.0	217.1
22,5°	189.5	213.3	226.6	239.3	241.8	243.7	241.5	234.5	217.1	219.0	225.0	240.2	245.3
25,0°	204.4	227.9	245.9	256.4	252.9	252.6	265.6	262.1	246.3	237.7	231.7	247.2	262.4
27,5°	238.0	238.6	255.8	253.2	249.8	241.2	250.4	266.9	273.6	267.8	258.6	258.6	271.6
30,0°	237.4	255.8	264.0	272.9	265.9	259.3	247.5	263.1	279.6	297.7	292.0	283.4	285.0
32,5°	222.1	245.0	245.3	265.9	280.2	290.4	279.9	289.1	299.6	312.6	329.1	316.7	292.3
35,0°	242.8	253.6	265.3	276.1	278.6	281.5	300.5	296.4	289.7	297.7	320.5	320.5	302.4
37,5°	253.6	265.6	260.2	268.5	255.1	237.1	235.8	273.9	312.9	311.0	309.1	324.6	330.0
40,0°	207.2	208.2	208.2	216.4	242.5	256.7	287.5	296.4	315.1	337.7	340.5	359.2	363.7
42,5°	212.6	227.2	255.1	269.7	290.7	320.5	348.1	357.0	356.1	381.4	386.5	378.6	378.3
45,0°	270.4	284.3	318.6	332.6	352.6	360.8	370.3	391.9	402.4	396.0	413.2	395.4	389.4
47,5°	307.8	328.8	379.9	402.7	408.4	393.5	404.9	423.7	440.2	429.7	425.6	419.2	405.2
50,0°	313.2	338.0	438.3	433.2	461.1	423.0	478.2	484.9	464.6	448.1	454.8	435.4	409.1
52,5°	311.6	339.9	423.3	456.3	513.5	506.2	536.0	543.0	491.9	460.5	457.3	441.7	402.4
55,0°	320.8	357.6	431.9	503.0	587.1	597.2	595.3	574.1	517.0	464.6	456.0	439.5	383.4
57,5°	326.5	388.1	470.3	564.2	670.9	680.1	637.9	587.4	539.5	472.2	441.7	421.1	364.0
60,0°	298.3	383.4	503.0	608.7	729.6	738.1	656.0	614.4	560.7	467.8	419.5	387.5	328.8
62,5°	245.3	347.5	478.9	597.9	727.0	765.4	676.6	644.8	583.3	459.2	396.4	356.4	296.1
65,0°	209.4	308.8	449.7	507.8	657.5	775.6	718.2	649.0	554.4	454.8	377.6	322.4	255.1
67,5°	192.6	294.2	419.8	475.4	611.5	797.2	737.5	606.1	548.1	421.8	339.6	292.6	217.1
70,0°	225.6	327.8	433.5	483.3	562.3	701.3	666.1	563.3	477.3	377.3	306.6	260.5	181.8
72,5°	229.1	332.3	404.3	464.0	541.4	608.4	603.3	493.8	378.0	304.7	241.8	208.8	148.2
75,0°	174.9	292.3	363.0	400.5	472.2	488.7	479.8	346.2	253.2	212.3	198.3	182.2	132.0
77,5°	134.6	194.2	216.1	257.4	281.8	272.0	264.3	188.2	158.0	152.3	156.5	154.5	113.9
80,0°	71.4	82.5	104.4	137.4	131.1	131.1	144.7	127.3	103.5	74.9	66.0	75.5	46.3
82,5°	39.7	42.5	47.0	72.4	58.7	48.6	71.1	86.6	69.2	47.3	30.8	21.9	16.2
85,0°	16.8	17.8	17.8	21.3	15.6	21.6	34.6	40.6	26.7	19.4	13.6	12.7	11.4
87,5°	11.7	11.7	11.4	12.1	12.7	15.6	19.0	15.6	16.2	13.3	10.8	10.2	9.8
90,0°	7.6	7.9	8.3	8.6	8.9	8.9	9.2	9.2	8.9	8.9	8.9	8.9	8.3
92,5°	7.3	7.6	7.9	8.3	8.3	8.3	8.3	8.3	8.3	8.3	8.3	8.3	8.3
95,0°	7.0	7.3	7.6	7.6	7.9	8.3	7.6	7.6	7.6	7.9	7.6	7.9	7.9
97,5°	7.0	7.0	7.0	7.6	7.6	7.6	7.6	7.6	7.6	7.6	7.6	7.6	7.6
100,0°	6.3	6.3	7.0	7.0	7.0	7.0	7.0	7.0	7.0	7.0	7.0	7.3	7.6
102,5°	5.7	6.3	6.3	6.3	6.3	6.3	6.3	6.7	7.0	7.0	7.0	7.0	7.0
105,0°	5.7	5.7	5.7	6.0	6.0	6.3	6.3	6.3	6.3	6.3	6.3	6.7	6.7
107,5°	5.7	5.7	5.7	5.7	5.7	5.7	6.0	6.3	6.3	6.3	6.3	6.3	6.3
110,0°	5.7	5.4	5.7	5.7	5.7	5.7	5.7	5.7	5.7	6.3	6.3	6.3	6.3
112,5°	5.1	5.4	5.7	5.7	5.7	5.7	5.7	5.7	5.7	5.7	5.7	6.3	6.3

Photometric test report

Family LANTERN LED	Order number: 5XA5255EY14H000022 EAN: 4058352023983	LP number 57121_83
Table of values for luminous intensities		Maximum luminous intensity
siteco		

C-planes	65° 115°	70° 110°	75° 105°	80° 100°	85° 95°	90°	185° 355°	190° 350°	195° 345°	200° 340°	205° 335°	210° 330°	215° 325°
γ	Luminous intensity in cd/klm												
0,0°	26.6	26.6	26.6	26.6	26.6	26.6	26.6	26.6	26.6	26.6	26.6	26.6	26.6
2,5°	32.4	32.7	33.3	33.0	33.3	33.0	23.8	23.8	23.5	22.8	23.2	23.2	22.5
5,0°	55.2	56.2	56.8	57.4	58.1	58.4	27.3	26.0	25.1	24.1	23.5	23.5	23.2
7,5°	94.9	96.8	95.8	92.7	92.3	92.7	47.6	40.9	34.9	29.2	25.7	23.5	22.8
10,0°	131.4	128.2	127.9	124.4	125.0	125.7	56.2	60.9	55.5	54.6	48.9	40.9	31.1
12,5°	157.1	165.0	166.9	176.4	178.0	177.1	86.3	76.5	60.0	57.1	54.3	52.7	52.7
15,0°	189.1	193.3	199.6	202.1	204.7	206.9	87.6	81.9	86.0	67.3	79.3	82.2	67.3
17,5°	207.9	212.3	216.7	221.2	226.6	229.8	119.6	103.1	86.0	78.1	83.1	74.6	64.7
20,0°	217.7	218.3	225.0	232.3	232.0	234.8	161.5	141.2	117.1	104.4	81.6	77.4	67.3
22,5°	243.1	242.5	245.6	252.3	255.8	254.5	159.6	153.0	139.9	120.3	100.0	85.7	68.9
25,0°	262.4	262.4	266.3	271.0	272.0	271.6	180.3	163.8	142.8	127.9	117.1	92.3	79.7
27,5°	284.0	283.4	276.1	276.4	275.1	274.8	225.3	186.3	158.4	142.8	122.2	96.8	70.1
30,0°	296.4	286.9	275.1	277.7	280.2	283.1	231.3	195.8	167.6	143.1	126.6	91.4	65.7
32,5°	300.8	294.2	280.9	276.1	279.3	279.9	213.9	191.7	164.4	141.9	110.4	74.3	51.1
35,0°	292.9	303.4	292.6	283.1	276.7	273.6	231.7	184.4	151.4	129.2	98.4	61.2	44.7
37,5°	325.0	321.5	299.6	288.1	288.8	290.1	247.5	196.1	155.8	129.5	88.2	49.8	43.8
40,0°	343.1	327.5	303.1	304.7	312.3	316.1	196.1	163.8	136.8	111.7	69.5	43.2	41.6
42,5°	354.2	334.2	321.2	328.5	334.5	338.9	191.7	160.9	117.1	103.8	59.7	45.4	40.0
45,0°	378.9	349.7	339.9	343.7	348.8	351.0	268.8	200.6	152.6	108.2	55.9	48.6	42.8
47,5°	387.8	354.2	346.2	347.8	350.3	351.6	296.4	221.8	171.7	101.2	51.4	48.2	43.2
50,0°	382.4	344.0	339.2	342.7	345.0	345.3	307.2	226.3	177.7	79.0	46.3	44.4	39.7
52,5°	358.0	321.8	322.1	330.7	337.0	338.9	302.7	223.1	164.1	61.9	42.2	39.0	35.9
55,0°	329.4	294.2	298.0	309.1	320.8	325.6	298.6	211.7	147.9	48.6	38.7	35.2	31.4
57,5°	297.7	263.1	265.3	279.9	294.8	301.5	280.9	190.4	103.5	43.5	34.3	30.8	28.6
60,0°	267.2	229.4	220.2	239.3	258.0	263.4	229.8	150.7	68.2	41.6	30.5	27.0	25.4
62,5°	225.3	188.5	179.3	186.9	203.1	215.2	180.3	118.1	52.0	38.4	29.2	24.4	22.2
65,0°	187.6	146.9	137.1	137.1	146.6	149.8	140.6	90.4	51.7	39.7	29.5	25.1	20.6
67,5°	150.4	108.8	97.4	96.5	99.6	98.4	127.6	76.2	60.3	46.3	30.1	25.4	20.0
70,0°	122.5	82.5	58.7	59.0	60.6	62.2	146.6	81.2	65.4	43.8	29.8	23.5	18.7
72,5°	94.9	65.1	39.7	35.5	35.2	36.8	136.1	80.6	60.6	37.4	31.7	23.2	18.4
75,0°	71.4	38.7	28.9	25.1	23.8	23.5	86.3	63.8	52.0	34.3	32.1	23.8	18.7
77,5°	50.8	24.4	20.6	18.4	17.8	17.8	68.9	48.2	42.5	34.3	27.3	22.8	18.4
80,0°	20.6	16.2	14.9	14.3	14.0	14.0	49.2	41.6	36.5	31.1	25.7	21.6	16.8
82,5°	13.0	11.7	11.4	11.1	11.4	11.4	29.5	28.9	26.0	21.6	20.0	17.1	14.0
85,0°	10.8	10.2	9.8	10.2	10.2	10.2	14.9	16.2	19.4	18.7	16.8	14.3	12.1
87,5°	9.2	8.9	8.9	8.9	9.2	8.9	11.7	12.7	14.3	12.4	10.8	9.8	8.9
90,0°	8.3	8.3	8.3	8.3	8.3	8.3	7.3	6.7	6.7	6.0	5.7	5.4	5.4
92,5°	8.3	8.3	8.3	8.3	8.3	8.3	7.0	6.3	6.0	5.7	5.4	5.4	5.1
95,0°	7.9	7.9	7.6	7.6	7.6	7.6	6.7	6.3	6.0	5.7	5.4	5.1	5.1
97,5°	7.6	7.6	7.6	7.6	7.6	7.6	6.3	6.3	5.7	5.4	5.4	5.1	4.8
100,0°	7.0	7.3	7.3	7.0	7.3	7.0	6.3	5.7	5.7	5.1	5.1	4.8	4.4
102,5°	7.0	7.0	7.0	7.0	7.0	7.0	5.7	5.7	5.1	5.1	4.8	4.4	4.4
105,0°	6.7	7.0	7.0	6.7	7.0	6.3	5.7	5.1	5.1	4.8	4.4	4.4	4.4
107,5°	6.3	6.3	6.3	6.3	6.3	6.3	5.1	5.1	5.1	4.8	4.4	4.4	4.1
110,0°	6.3	6.3	6.3	6.3	6.3	5.7	5.1	5.1	5.1	4.4	4.4	4.4	3.8
112,5°	6.3	6.3	6.3	6.3	5.7	3.2	5.1	5.1	5.1	4.4	4.4	4.4	4.1

Photometric test report

Family LANTERN LED	Order number: 5XA5255EY14H000022 EAN: 4058352023983	LP number 57121_83
Table of values for luminous intensities		Maximum luminous intensity
		

C-planes	220° 320°	225° 315°	230° 310°	235° 305°	240° 300°	245° 295°	250° 290°	255° 285°	260° 280°	265° 275°	270°	Phi-zone	Total Phi-zone
γ	Luminous intensity in cd/klm											Luminous flux in lm/klm	
0,0°	26.6	26.6	26.6	26.6	26.6	26.6	26.6	26.6	26.6	26.6	26.6	0.0	0.0
2,5°	22.5	22.2	21.6	20.9	20.9	20.9	20.6	20.6	20.9	20.6	20.9	0.3	0.3
5,0°	22.8	22.5	21.6	21.3	20.6	20.3	20.0	20.0	19.7	19.4	19.7	0.8	1.2
7,5°	22.5	22.5	21.6	20.9	20.6	20.3	20.0	20.0	19.7	19.4	19.7	1.8	3.0
10,0°	24.8	23.2	22.5	22.2	20.6	19.7	19.4	19.4	19.0	18.7	18.4	3.3	6.3
12,5°	50.1	42.2	31.1	22.8	22.2	22.2	21.9	19.4	18.4	18.7	18.4	5.6	11.8
15,0°	58.4	52.7	49.8	46.0	37.1	26.7	26.0	25.1	21.3	20.3	19.7	8.1	19.9
17,5°	59.0	47.9	44.7	44.4	45.1	42.5	37.8	32.4	26.0	24.8	23.5	10.6	30.6
20,0°	54.9	43.8	40.3	39.0	38.7	39.7	38.7	38.7	36.8	40.9	43.8	13.3	43.8
22,5°	52.0	39.4	37.1	36.2	36.5	36.5	38.4	40.0	45.7	45.7	48.9	16.3	60.2
25,0°	54.9	39.4	35.5	35.2	34.9	36.5	42.2	44.7	45.7	43.2	43.8	19.3	79.5
27,5°	52.7	41.9	38.7	37.4	38.1	38.4	39.4	41.9	41.3	39.7	34.9	22.1	101.6
30,0°	49.8	47.6	43.8	42.5	40.0	38.7	39.7	38.1	36.2	34.6	32.4	24.8	126.4
32,5°	50.5	49.2	47.3	47.0	43.5	39.7	38.1	35.2	32.7	31.7	31.1	27.1	153.4
35,0°	45.7	47.9	47.9	49.2	47.0	44.4	39.4	35.5	30.5	28.9	29.2	29.0	182.4
37,5°	42.8	43.8	47.3	49.5	49.2	45.1	41.6	38.1	34.3	30.5	30.5	30.8	213.3
40,0°	40.9	40.3	39.4	43.2	44.1	43.8	43.5	42.2	39.7	37.1	36.2	32.2	245.5
42,5°	37.4	36.8	35.5	34.0	35.5	38.4	38.7	40.0	40.9	39.7	39.4	36.6	282.1
45,0°	36.8	33.6	32.1	31.7	31.1	31.4	33.0	35.2	34.3	34.9	34.3	42.2	324.4
47,5°	36.8	32.1	29.8	28.6	28.2	27.6	28.2	28.2	27.9	29.2	29.8	47.0	371.4
50,0°	35.2	30.8	27.9	26.0	24.8	24.8	24.4	24.8	24.8	23.2	22.8	50.8	422.2
52,5°	32.4	29.2	26.3	24.1	22.8	21.6	20.6	20.6	20.3	20.6	20.3	53.4	475.6
55,0°	28.9	26.0	23.8	22.2	20.6	20.0	18.7	18.4	17.8	17.8	17.8	56.0	531.6
57,5°	25.7	22.8	20.9	19.7	19.0	18.7	17.5	17.1	15.9	15.6	15.2	58.0	589.6
60,0°	22.5	20.0	18.1	17.5	17.1	16.5	16.2	15.9	14.9	14.6	14.6	58.0	647.6
62,5°	20.0	17.8	16.5	15.9	15.2	14.9	14.3	14.3	13.3	13.6	13.3	56.0	703.6
65,0°	18.1	16.2	15.2	14.9	14.3	13.6	13.3	13.3	12.4	12.4	12.1	52.6	756.1
67,5°	17.5	15.6	14.6	13.6	13.0	12.4	12.1	12.1	11.4	11.4	11.4	49.8	806.0
70,0°	16.8	14.6	13.6	13.0	12.4	11.4	11.1	10.8	10.5	10.2	10.2	46.7	852.6
72,5°	15.6	14.0	12.7	11.7	11.1	10.5	10.2	9.8	9.5	9.5	8.9	41.8	894.4
75,0°	15.2	13.0	11.4	10.5	10.2	9.5	8.9	8.9	8.3	8.3	8.3	33.9	928.3
77,5°	14.6	12.4	10.2	9.2	8.6	8.3	7.6	7.6	7.3	7.3	7.0	22.6	951.0
80,0°	14.0	11.1	8.6	7.9	7.3	6.7	6.3	5.7	5.7	5.7	5.7	12.7	963.6
82,5°	12.1	9.5	7.3	6.7	6.0	5.4	5.1	4.8	4.4	4.4	4.4	7.1	970.7
85,0°	9.8	7.9	6.3	5.4	5.1	4.4	4.4	3.8	3.8	3.8	3.8	3.8	974.5
87,5°	7.3	6.7	5.4	4.8	4.4	3.8	3.5	3.5	3.2	3.2	3.2	2.6	977.1
90,0°	4.8	4.4	4.1	4.1	3.8	3.5	3.2	3.2	3.2	2.9	2.5	1.8	979.0
92,5°	4.8	4.4	4.4	4.1	3.8	3.8	3.2	3.2	3.2	3.2	3.2	1.8	980.7
95,0°	4.8	4.4	4.4	4.1	3.8	3.8	3.5	3.2	3.2	3.2	3.2	1.7	982.4
97,5°	4.4	4.4	4.1	3.8	3.8	3.8	3.5	3.2	3.2	3.2	3.2	1.6	984.0
100,0°	4.4	4.1	4.1	3.8	3.8	3.8	3.2	3.2	3.2	3.2	3.2	1.5	985.6
102,5°	4.1	3.8	3.8	3.8	3.5	3.2	3.2	3.2	2.9	2.9	2.5	1.4	987.0
105,0°	3.8	3.8	3.8	3.5	3.2	3.2	3.2	2.9	2.9	2.5	2.5	1.4	988.4
107,5°	3.8	3.8	3.8	3.5	3.2	3.2	3.2	2.9	2.9	2.5	2.5	1.3	989.7
110,0°	3.8	3.8	3.8	3.5	3.2	3.2	3.2	3.2	2.9	2.5	2.5	1.3	991.0
112,5°	3.8	3.8	3.8	3.5	3.2	3.2	3.2	3.2	2.9	2.5	1.9	1.2	992.2

Photometric test report

Family LANTERN LED	Order number: 5XA5255EY14H000022 EAN: 4058352023983	LP number 57121_83
------------------------------	--	------------------------------

Table of values for luminous intensities	Maximum luminous intensity	siteco
---	-----------------------------------	---------------

C-planes	0° 180°	5° 175°	10° 170°	15° 165°	20° 160°	25° 155°	30° 150°	35° 145°	40° 140°	45° 135°	50° 130°	55° 125°	60° 120°
γ	Luminous intensity in cd/klm												
115,0°	5.1	5.1	5.7	5.7	5.7	5.7	5.7	5.7	5.7	5.7	5.7	5.7	6.3
117,5°	5.1	5.1	5.1	5.1	5.4	5.4	5.7	5.7	5.7	5.7	5.7	5.7	5.7
120,0°	5.1	5.1	5.1	5.1	5.1	5.1	5.1	5.1	5.7	5.7	5.7	5.7	5.7
122,5°	4.4	4.4	4.4	4.4	4.8	5.1	5.1	5.1	5.1	5.1	5.1	5.1	5.7
125,0°	3.8	3.8	3.8	3.8	4.1	3.8	4.1	4.4	4.4	4.4	4.4	4.4	4.4
127,5°	2.9	3.2	3.2	3.2	3.2	3.2	3.2	3.2	3.2	3.2	3.2	3.2	3.2
130,0°	2.5	2.5	2.2	2.2	2.2	2.2	2.5	1.9	1.9	2.2	1.9	2.2	2.2
132,5°	1.9	1.9	1.9	1.9	1.9	1.9	1.9	1.9	1.9	1.9	1.9	1.9	1.9
135,0°	1.9	1.9	1.9	1.9	1.9	1.9	1.9	1.9	1.9	1.9	1.6	1.9	1.9
137,5°	1.9	1.6	1.9	1.3	1.3	1.3	1.3	1.3	1.3	1.3	1.3	1.3	1.3
140,0°	1.3	1.3	1.3	1.3	1.3	1.3	1.3	1.3	1.3	1.3	1.3	1.3	1.3
142,5°	1.0	1.0	0.6	1.0	0.6	0.6	0.6	0.6	0.6	0.6	0.6	0.6	0.6
145,0°	0.6	0.6	0.6	0.6	0.6	0.6	0.6	0.6	0.6	0.6	0.6	0.6	0.6
147,5°	0.6	0.6	0.6	0.6	0.6	0.6	0.6	0.6	0.6	0.6	0.6	0.6	0.6
150,0°	0.0	0.0	0.0	0.0	0.0	0.0	0.0	0.0	0.0	0.0	0.0	0.0	0.0
165,0°	0.0	0.0	0.0	0.0	0.0	0.0	0.0	0.0	0.0	0.0	0.0	0.0	0.0
180,0°	0.0	0.0	0.0	0.0	0.0	0.0	0.0	0.0	0.0	0.0	0.0	0.0	0.0

Photometric test report

Family LANTERN LED	Order number: 5XA5255EY14H000022 EAN: 4058352023983	LP number 57121_83
		siteco

C-planes	65° 115°	70° 110°	75° 105°	80° 100°	85° 95°	90°	185° 355°	190° 350°	195° 345°	200° 340°	205° 335°	210° 330°	215° 325°
γ	Luminous intensity in cd/klm												
115,0°	6.3	6.3	6.3	6.3	5.1	2.5	5.1	5.1	4.4	4.4	4.4	4.4	4.1
117,5°	6.0	6.0	6.0	6.3	4.8	2.5	5.1	5.1	4.4	4.4	4.4	4.1	3.8
120,0°	5.7	5.7	5.7	5.7	3.8	1.9	4.4	4.4	4.4	4.4	4.4	3.8	3.8
122,5°	5.7	5.7	5.7	5.7	3.5	1.9	4.4	4.4	4.1	3.8	3.8	3.8	3.5
125,0°	4.4	4.4	4.4	4.4	3.2	1.9	3.8	3.8	3.5	3.2	3.2	3.2	3.2
127,5°	3.5	3.5	3.5	3.2	1.9	1.3	3.2	2.5	2.5	2.5	2.5	2.5	2.5
130,0°	2.5	2.5	2.5	1.9	1.3	1.3	2.5	2.5	2.5	2.5	2.5	2.5	2.5
132,5°	1.9	1.9	1.9	1.9	1.3	1.3	1.9	1.9	1.9	1.9	1.9	1.9	1.9
135,0°	1.9	1.9	1.9	1.3	1.3	1.3	1.9	1.9	1.9	1.9	1.9	1.9	1.9
137,5°	1.3	1.3	1.3	1.3	0.6	0.6	1.9	1.9	1.9	1.9	1.9	1.9	1.9
140,0°	1.3	1.3	1.0	0.6	0.6	0.6	1.3	1.3	1.3	1.3	1.3	1.3	1.3
142,5°	0.6	0.6	0.6	0.6	0.6	0.6	1.3	1.3	1.3	1.3	1.3	1.3	1.3
145,0°	0.6	0.6	0.6	0.6	0.6	0.6	0.6	0.6	1.3	1.3	1.3	1.3	1.3
147,5°	0.6	0.6	0.6	0.6	0.6	0.6	0.6	0.6	0.6	0.6	1.0	1.3	1.0
150,0°	0.0	0.0	0.0	0.0	0.0	0.0	0.0	0.0	0.0	0.0	0.0	0.0	0.0
165,0°	0.0	0.0	0.0	0.0	0.0	0.0	0.0	0.0	0.0	0.0	0.0	0.0	0.0
180,0°	0.0	0.0	0.0	0.0	0.0	0.0	0.0	0.0	0.0	0.0	0.0	0.0	0.0

C-planes	220° 320°	225° 315°	230° 310°	235° 305°	240° 300°	245° 295°	250° 290°	255° 285°	260° 280°	265° 275°	270°	Phi-zone	Total Phi-zone
γ	Luminous intensity in cd/klm											Luminous flux in lm/klm	
115,0°	3.8	3.8	3.8	3.5	3.5	3.2	3.2	3.2	3.2	2.5	1.9	1.2	993.4
117,5°	3.8	3.8	3.5	3.5	3.5	3.2	3.2	2.9	2.9	2.2	1.9	1.1	994.5
120,0°	3.8	3.8	3.5	3.2	3.2	3.2	3.2	2.5	2.5	1.9	1.9	1.0	995.6
122,5°	3.5	3.2	3.2	3.2	2.9	2.9	2.5	2.5	2.5	1.9	1.9	1.0	996.5
125,0°	3.2	3.2	2.9	2.5	2.5	2.5	2.5	2.5	1.9	1.9	1.9	0.8	997.3
127,5°	2.5	2.5	2.5	2.5	2.5	2.2	1.9	1.9	1.9	1.6	1.9	0.6	997.9
130,0°	2.5	2.5	1.9	2.2	1.9	1.9	1.9	1.9	1.9	1.6	1.9	0.5	998.3
132,5°	1.9	1.9	1.9	1.9	1.9	1.9	1.9	1.9	1.6	1.3	1.9	0.4	998.7
135,0°	1.9	1.9	1.9	1.9	1.9	1.9	1.9	1.9	1.3	1.3	1.3	0.4	999.1
137,5°	1.9	1.9	1.9	1.9	1.9	1.6	1.3	1.3	1.3	1.3	1.3	0.3	999.4
140,0°	1.3	1.3	1.3	1.3	1.3	1.3	1.3	1.3	1.3	1.3	1.3	0.2	999.6
142,5°	1.3	1.3	1.3	1.3	1.3	1.3	1.3	1.3	1.3	1.3	1.3	0.2	999.7
145,0°	1.3	1.3	1.3	1.3	1.3	1.3	1.3	1.3	1.3	1.3	1.3	0.1	999.9
147,5°	1.3	1.0	1.0	1.3	1.3	1.3	1.0	1.3	1.0	1.3	0.6	0.1	1000.0
150,0°	0.0	0.0	0.0	0.0	0.0	0.0	0.0	0.0	0.0	0.0	0.0	0.0	1000.0
165,0°	0.0	0.0	0.0	0.0	0.0	0.0	0.0	0.0	0.0	0.0	0.0	0.0	1000.0
180,0°	0.0	0.0	0.0	0.0	0.0	0.0	0.0	0.0	0.0	0.0	0.0	0.0	1000.0

Photometric test report

Family LANTERN LED	Order number: 5XA5255EY14H000022 EAN: 4058352023983	LP number 57121_83
------------------------------	--	------------------------------

Dimming levels table	environmental temperature: 25°C	siteco
-----------------------------	---------------------------------	---------------

Luminous flux [%]	Dimming level linear	Dimming level logarithmic	Luminous flux [lm]	Power consumption [W]start of lifetime	Power consumption [W]end of lifetime	Power consumption [W]average
100	254	254	1530	10.7	11.1	10.9
95	241	252	1452	10.1	10.4	10.2
90	229	250	1379	9.6	9.9	9.8
85	216	248	1301	9.0	9.3	9.2
80	203	246	1223	8.5	8.8	8.6
75	190	243	1144	7.9	8.2	8.0
70	178	241	1072	7.5	7.7	7.6
65	165	238	994	6.9	7.2	7.0
60	152	235	916	6.6	6.7	6.6
55	140	232	843	6.1	6.3	6.2
50	127	229	765	5.6	5.8	5.7
45	114	225	687	5.2	5.3	5.2
40	102	221	614	4.7	4.8	4.8
35	89	216	536	4.2	4.4	4.3
30	76	210	458	3.8	3.9	3.8
25	63	203	379	3.3	3.4	3.4
20	51	195	307	2.7	2.8	2.8
17	42	188	253	2.2	2.3	2.2