



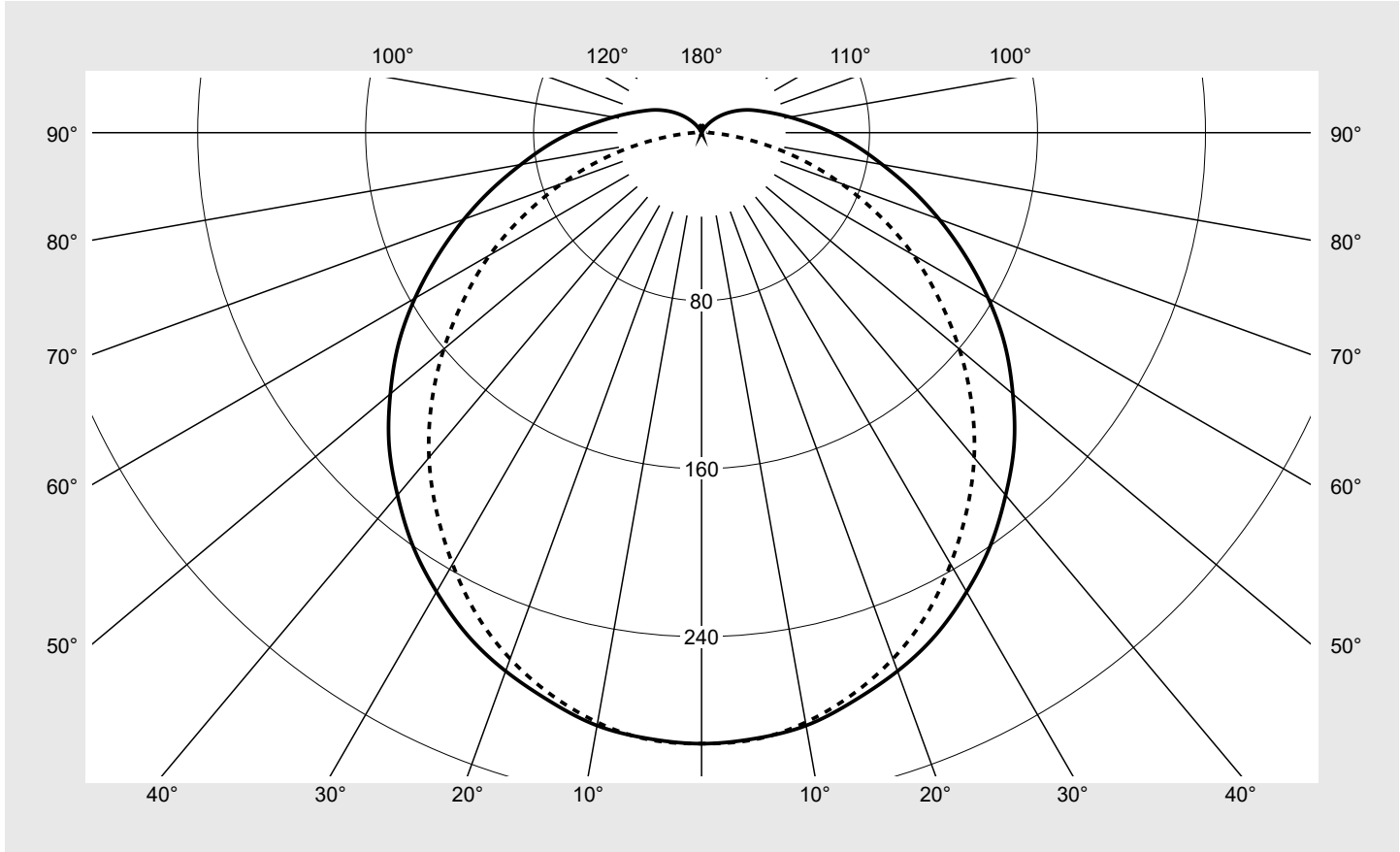
Photometric test report

Family Monsun® Ex	Order number: 51FXB2DP6A0A EAN: 4058352933831	LP number 59499_23
	Version prismatic diffuser, opal, polycarbonate, diffuse beam Lamps LED 6500 K CRI ≥ 80 Controlgear ECG-DALI Rated values Net luminous flux = 11170 lm Power consumption = 73.4 W Luminous efficacy = 152.2 lm/W	serial documentation 14.11.2023





Luminous intensity in cd/klm C180-0 C270-90 **Imax: 291 cd/klm**



Classifications	
DIN 5040	A 3 1
CIE	N1=43 N2=72 N3=91 N4=92 N5=100

Luminaire light output ratios	
η_{LB}	100.0%
ϕ_u	91.7%
ϕ_o	8.3%

Measurement conditions
DIN EN 13032 and DIN 5032

Photometric test report

Family Monsun® Ex	Order number: 51FXB2DP6A0A EAN: 4058352933831	LP number 59499_23
Table of values for luminous intensities		Maximum luminous intensity
		siteco

C-planes γ	0° 180°	15°	30°	45°	60°	75°	90° 270°	Phi-zone	Total Phi-zone
		165° 195° 345°	150° 210° 330°	135° 225° 315°	120° 240° 300°	105° 255° 285°			
Luminous intensity in cd/klm							Luminous flux in lm/klm		
0°	290.9	290.9	290.9	290.9	290.9	290.9	290.9	1.7	1.7
5°	289.6	290.0	289.7	289.7	289.8	289.4	290.1	13.8	15.6
10°	286.7	286.6	285.9	285.6	285.2	285.0	285.1	27.2	42.8
15°	280.1	280.3	279.7	279.4	277.9	277.5	277.0	39.6	82.3
20°	272.8	272.9	271.0	269.5	268.3	266.6	266.6	50.6	132.9
25°	263.9	262.0	261.1	258.5	255.8	253.0	253.3	59.8	192.7
30°	252.5	251.7	248.7	245.2	240.8	238.3	237.2	67.1	259.8
35°	239.9	239.2	235.2	230.7	225.7	221.5	220.1	72.4	332.3
40°	225.3	224.1	220.1	213.2	208.4	202.8	202.0	75.3	407.6
45°	210.5	208.6	204.0	197.1	189.2	184.2	181.8	76.2	483.8
50°	193.5	192.0	186.3	179.0	170.0	162.9	160.3	74.7	558.4
55°	176.4	173.9	167.7	159.3	150.0	141.7	138.1	71.1	629.5
60°	157.6	154.8	149.1	139.6	129.7	120.9	116.4	65.8	695.3
65°	138.6	135.9	129.2	119.9	109.3	98.7	93.5	58.7	754.0
70°	120.4	117.6	110.2	100.1	88.5	77.3	70.7	50.6	804.6
75°	103.2	100.7	93.0	81.8	68.9	56.6	49.0	42.1	846.7
80°	87.4	84.9	77.3	65.7	51.6	37.5	28.4	33.7	880.4
85°	74.2	71.5	63.6	52.1	37.6	22.0	11.8	26.4	906.8
90°	62.1	59.4	52.2	41.1	27.4	12.9	3.7	20.6	927.4
95°	51.4	49.2	42.6	32.5	20.3	8.6	3.2	16.4	943.8
100°	42.7	40.7	34.8	26.1	16.0	6.5	2.9	13.2	957.1
105°	35.6	33.8	28.9	21.6	13.0	4.7	2.5	10.7	967.7
110°	30.0	28.5	24.4	18.1	10.4	3.2	2.3	8.6	976.4
115°	25.6	24.2	20.5	14.8	7.8	2.1	2.0	6.9	983.3
120°	21.3	20.1	16.8	11.6	5.6	1.7	1.8	5.3	988.6
125°	17.3	16.2	13.2	8.7	3.6	1.5	1.5	3.9	992.5
130°	13.5	12.5	9.9	6.0	1.9	1.2	1.3	2.7	995.3
135°	9.9	9.1	6.8	3.6	1.0	1.1	1.2	1.7	997.0
140°	6.7	6.0	4.1	1.6	0.9	1.0	1.0	1.0	998.0
145°	3.9	3.3	1.9	0.8	1.0	1.1	1.2	0.6	998.6
150°	1.6	1.3	0.7	0.8	1.0	1.1	1.1	0.3	998.9
155°	0.9	0.9	0.9	0.9	1.0	1.1	1.1	0.2	999.1
160°	1.1	1.2	1.2	1.2	1.2	1.1	1.1	0.2	999.3
165°	2.2	2.2	2.2	2.0	1.8	1.6	1.6	0.3	999.6
170°	3.4	3.4	3.2	3.0	2.6	2.4	2.4	0.3	999.9
175°	2.7	2.7	2.6	2.5	2.4	2.4	2.3	0.1	1000.0
180°	2.1	2.1	2.1	2.1	2.1	2.1	2.1	0.0	1000.0

Photometric test report

Family Monsun® Ex	Order number: 51FXB2DP6A0A EAN: 4058352933831	LP number 59499_23
-----------------------------	--	------------------------------

UGR-Table	Standard room	siteco	
-----------	---------------	--------	--

Reflection factor of ceiling	0.7	0.7	0.5	0.5	0.3	0.7	0.7	0.5	0.5	0.3	
Reflection factor of walls	0.5	0.3	0.5	0.3	0.3	0.5	0.3	0.5	0.3	0.3	
Reflection factor of floor	0.2	0.2	0.2	0.2	0.2	0.2	0.2	0.2	0.2	0.2	
Room dimensions	View crosswise (C0)					View endwise (C90)					
x	y										
2H	2H	20.3	22.0	20.6	22.3	22.7	19.7	21.5	20.1	21.8	22.1
	3H	22.2	23.8	22.6	24.1	24.5	21.2	22.8	21.6	23.2	23.5
	4H	23.1	24.6	23.5	25.0	25.3	21.8	23.3	22.2	23.7	24.0
	6H	24.0	25.4	24.4	25.8	26.2	22.2	23.6	22.6	24.0	24.4
	8H	24.5	25.8	24.9	26.2	26.6	22.4	23.7	22.8	24.1	24.5
	12H	24.9	26.1	25.3	26.5	27.0	22.4	23.7	22.8	24.1	24.5
4H	2H	21.0	22.5	21.4	22.8	23.2	20.6	22.1	20.9	22.4	22.8
	3H	23.1	24.4	23.5	24.8	25.2	22.3	23.6	22.7	24.0	24.4
	4H	24.2	25.4	24.6	25.8	26.2	23.0	24.2	23.4	24.6	25.0
	6H	25.3	26.3	25.7	26.7	27.2	23.5	24.6	24.0	25.0	25.5
	8H	25.8	26.8	26.3	27.2	27.7	23.7	24.7	24.2	25.1	25.6
	12H	26.3	27.2	26.8	27.7	28.1	23.8	24.7	24.3	25.2	25.7
8H	4H	24.5	25.5	25.0	26.0	26.4	23.5	24.5	24.0	24.9	25.4
	6H	25.8	26.7	26.3	27.1	27.6	24.3	25.1	24.7	25.5	26.0
	8H	26.5	27.2	27.0	27.7	28.2	24.5	25.3	25.0	25.8	26.3
	12H	27.2	27.8	27.7	28.3	28.9	24.7	25.4	25.2	25.9	26.4
12H	4H	24.6	25.5	25.1	25.9	26.4	23.7	24.5	24.1	25.0	25.5
	6H	25.9	26.7	26.4	27.1	27.7	24.5	25.2	25.0	25.7	26.2
	8H	26.7	27.3	27.2	27.8	28.3	24.8	25.5	25.3	26.0	26.5

Luminance table	Max. for $\gamma \geq 65^\circ$	Photometric dimensions in mm:	L = 1580 B = 155	H(C0) = 50 H(C90) = 50	H(C180) = 50 H(C270) = 50
-----------------	---------------------------------	-------------------------------	---------------------	---------------------------	------------------------------

C-planes	γ	Luminance in cd/m ²							
		0° 180°	15° 165° 195° 345°	30° 150° 210° 330°	45° 135° 225° 315°	60° 120° 240° 300°	75° 105° 255° 285°	90° 270°	
45°		10265.1	10195.0	10158.0	10169.4	10268.1	10666.0	11368.6	
50°		9918.4	9865.9	9780.0	9779.2	9848.5	10178.7	10960.2	
55°		9603.5	9494.0	9382.8	9329.8	9398.9	9690.1	10503.6	
60°		9224.2	9090.4	8997.8	8881.9	8916.9	9209.9	10069.6	
65°		8840.3	8702.2	8541.1	8417.4	8394.6	8562.8	9448.5	
70°		8511.9	8350.8	8116.0	7907.2	7776.8	7850.8	8677.7	
75°		8250.2	8089.5	7798.9	7451.4	7120.4	6996.1	7725.9	
80°		8112.4	7924.8	7593.6	7127.1	6548.1	5976.0	6315.6	
85°		8283.3	8034.5	7605.6	7064.7	6234.7	5000.0	4523.3	

Photometric test report

Family Monsun® Ex	Order number: 51FXB2DP6A0A EAN: 4058352933831	LP number 59499_23
------------------------------------	--	-------------------------------------

Luminance values in cd/m²

γ 65°
 γ 70°
 γ 75°
 γ 80°
 γ 85°

siteco

