

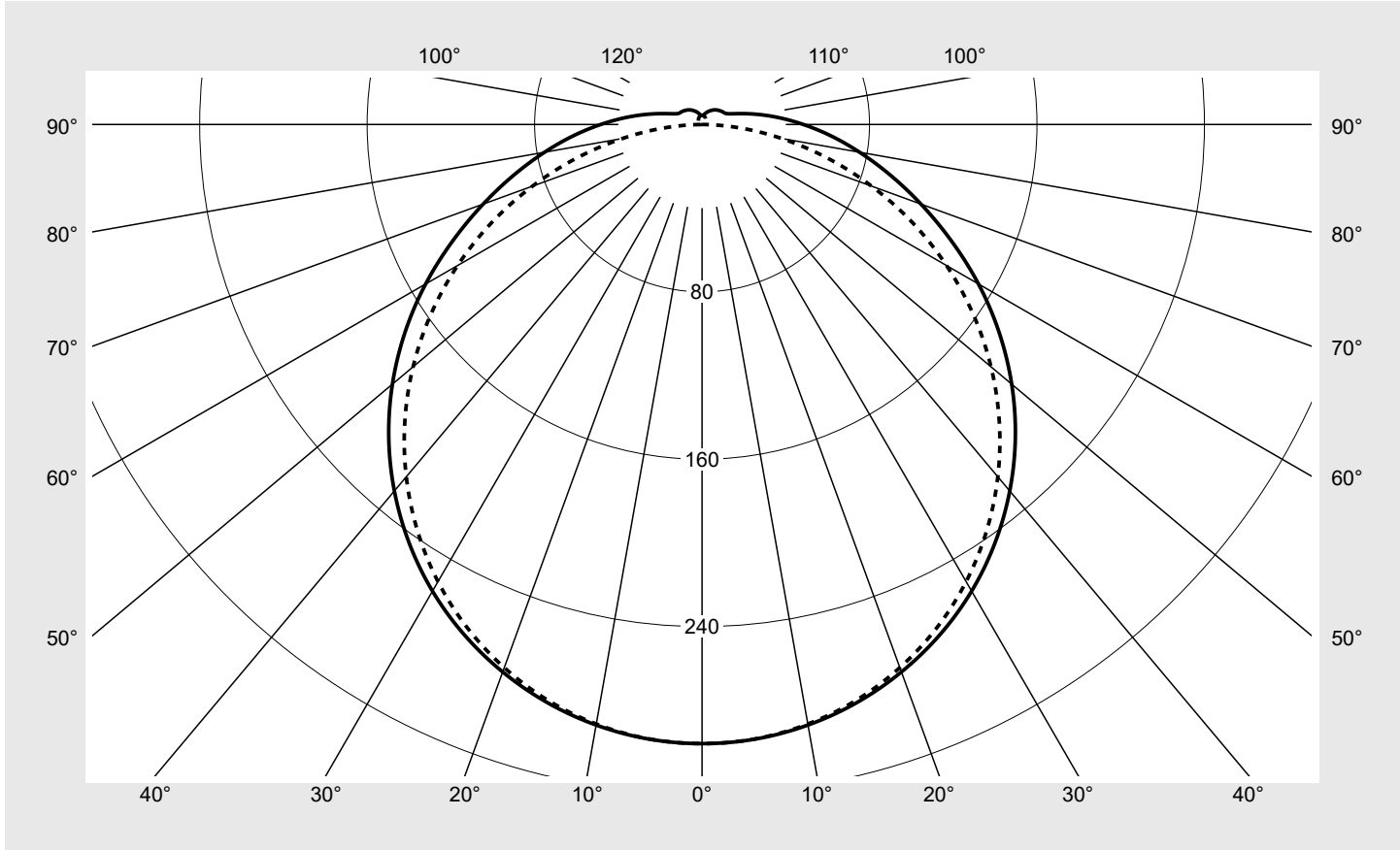


# Photometric test report

<b>Family</b> <b>Silhouette® 21</b>	<b>Order number: 51LN12MKM40A3G</b> <b>EAN: 4058352011584</b>	<b>LP number</b> <b>59582_14</b>
	<b>Version</b>	surface-mounted luminaire, white, diffuser, PMMA, opal, with homogeneous illumination, extremely wide distribution, adjustable color temperature: 3000K   4000K   5000K, emergency light element 3h operating duration
	<b>Lamps</b>	LED 4000 K   CRI ≥ 80
	<b>Controlgear</b>	ECG Multilumen
	<b>Setting</b>	colour temperature 4000K
<b>Rated values</b>	Net luminous flux = 5010 lm Power consumption = 34.7 W Luminous efficacy = 144.4 lm/W	<b>serial documentation</b> 14.03.2024
		

**Luminous intensity in cd/klm**
C180-0
C270-90
**Imax: 296 cd/klm**



Classifications	
DIN 5040	A 3 1
CIE	N1=43 N2=73 N3=92 N4=94 N5=100

Luminaire light output ratios	
$\eta_{LB}$	100.0%
$\phi_u$	93.9%
$\phi_o$	6.1%

**Measurement conditions**  
 DIN EN 13032 and DIN 5032

## Photometric test report

<b>Family</b> <b>Silhouette® 21</b>	<b>Order number: 51LN12MKM40A3G</b> <b>EAN: 4058352011584</b>	<b>LP number</b> <b>59582_14</b>
<b>Table of values for luminous intensities</b>		<b>Maximum luminous intensity</b>
		<b>siteco</b>

C-planes γ	0° 180°	15°	30°	45°	60°	75°	90° 270°	Phi-zone	Total Phi-zone
		165° 195° 345°	150° 210° 330°	135° 225° 315°	120° 240° 300°	105° 255° 285°			
Luminous intensity in cd/klm							Luminous flux in lm/klm		
0°	295.9	295.9	295.9	295.9	295.9	295.9	295.9	1.8	1.8
5°	294.8	294.8	294.8	294.8	294.7	294.7	294.7	14.1	15.9
10°	291.5	291.5	291.4	291.2	291.1	291.0	291.0	27.7	43.6
15°	286.0	286.0	285.8	285.5	285.1	284.9	284.9	40.5	84.1
20°	278.5	278.4	277.9	277.3	276.8	276.4	276.3	52.0	136.1
25°	269.0	268.7	268.0	267.0	266.1	265.6	265.4	61.9	197.9
30°	257.6	257.2	256.2	254.8	253.4	252.6	252.3	69.8	267.8
35°	244.0	243.7	242.4	240.6	238.6	237.4	237.0	75.6	343.4
40°	228.7	228.2	226.6	224.4	222.0	220.3	219.8	79.0	422.4
45°	211.7	211.0	209.2	206.5	203.7	201.4	200.8	80.0	502.4
50°	193.1	192.3	190.2	187.0	183.7	181.0	180.2	78.4	580.9
55°	173.2	172.4	169.9	166.3	162.4	159.2	158.1	74.5	655.4
60°	152.5	151.5	148.7	144.5	140.0	136.2	134.9	68.4	723.8
65°	131.3	130.2	126.9	122.2	117.0	112.6	110.8	60.4	784.2
70°	111.3	109.8	105.4	99.6	93.6	88.4	86.2	51.1	835.3
75°	92.9	91.2	86.0	78.5	70.7	64.7	62.0	41.3	876.7
80°	76.4	74.5	68.7	60.2	50.1	42.0	38.6	31.8	908.5
85°	61.7	59.7	53.7	44.6	33.4	22.3	17.3	23.0	931.5
90°	48.4	46.4	40.5	31.6	20.6	9.3	0.5	15.8	947.3
95°	37.0	35.0	29.6	21.4	11.8	3.6	0.6	10.9	958.2
100°	27.5	25.8	21.0	14.1	7.2	3.0	0.8	7.7	965.9
105°	20.0	18.6	14.7	9.9	5.9	2.9	1.1	5.5	971.4
110°	14.9	13.8	11.4	8.5	5.7	3.0	1.4	4.3	975.7
115°	12.5	11.8	10.3	8.2	5.5	3.0	1.6	3.8	979.5
120°	11.7	11.3	10.0	7.7	5.3	3.1	1.8	3.5	983.0
125°	11.1	10.6	9.3	7.1	5.1	3.1	2.0	3.1	986.2
130°	10.5	10.0	8.7	6.8	4.9	3.2	2.2	2.8	989.0
135°	9.8	9.4	8.0	6.3	4.7	3.2	2.4	2.4	991.4
140°	9.1	8.7	7.2	5.9	4.6	3.3	2.7	2.1	993.5
145°	8.3	8.0	6.6	5.5	4.4	3.5	3.0	1.8	995.3
150°	7.5	7.2	6.0	5.1	4.3	3.7	3.3	1.5	996.7
155°	6.8	6.3	5.5	4.8	4.2	3.9	3.6	1.1	997.9
160°	6.0	5.4	4.9	4.5	4.2	4.0	3.8	0.9	998.7
165°	5.3	4.7	4.4	4.4	4.3	4.2	4.1	0.6	999.4
170°	4.8	4.2	4.3	4.3	4.3	4.3	4.2	0.4	999.8
175°	4.4	4.0	4.2	4.3	4.4	4.4	4.4	0.2	1000.0
180°	4.3	4.3	4.3	4.3	4.3	4.3	4.3	0.0	1000.0

## Photometric test report

Family <b>Silhouette® 21</b>	Order number: <b>51LN12MKM40A3G</b> EAN: <b>4058352011584</b>	LP number <b>59582_14</b>
---------------------------------	--	------------------------------

<b>UGR-Table</b>	<b>Standard room</b>	<b>siteco</b>
------------------	----------------------	---------------

Reflection factor of ceiling	0.7	0.7	0.5	0.5	0.3	0.7	0.7	0.5	0.5	0.3	
Reflection factor of walls	0.5	0.3	0.5	0.3	0.3	0.5	0.3	0.5	0.3	0.3	
Reflection factor of floor	0.2	0.2	0.2	0.2	0.2	0.2	0.2	0.2	0.2	0.2	
Room dimensions	View crosswise (C0)					View endwise (C90)					
x	y										
2H	2H	19.1	20.9	19.5	21.2	21.5	19.2	20.9	19.5	21.2	21.5
	3H	21.0	22.6	21.3	22.9	23.2	20.9	22.4	21.2	22.8	23.1
	4H	21.8	23.3	22.2	23.7	24.1	21.6	23.1	21.9	23.4	23.8
	6H	22.7	24.1	23.1	24.5	24.8	22.1	23.5	22.5	23.9	24.3
	8H	23.1	24.4	23.5	24.8	25.2	22.3	23.6	22.7	24.0	24.4
	12H	23.5	24.8	24.0	25.2	25.6	22.5	23.7	22.9	24.1	24.5
4H	2H	19.9	21.4	20.3	21.8	22.1	19.9	21.4	20.3	21.8	22.2
	3H	21.9	23.2	22.4	23.6	24.0	21.8	23.1	22.2	23.5	23.9
	4H	23.0	24.1	23.4	24.5	25.0	22.6	23.8	23.1	24.2	24.6
	6H	24.0	25.0	24.4	25.4	25.9	23.3	24.3	23.7	24.8	25.2
	8H	24.5	25.4	24.9	25.9	26.3	23.5	24.5	24.0	25.0	25.4
	12H	25.0	25.8	25.5	26.3	26.8	23.7	24.6	24.2	25.1	25.6
8H	4H	23.4	24.3	23.8	24.8	25.2	23.1	24.0	23.5	24.5	24.9
	6H	24.6	25.4	25.0	25.8	26.3	23.9	24.7	24.4	25.2	25.7
	8H	25.2	25.9	25.7	26.4	26.9	24.2	25.0	24.7	25.4	25.9
	12H	25.9	26.5	26.4	27.0	27.5	24.5	25.1	25.0	25.6	26.2
12H	4H	23.4	24.3	23.9	24.7	25.2	23.2	24.0	23.7	24.5	25.0
	6H	24.7	25.4	25.2	25.9	26.4	24.1	24.8	24.6	25.3	25.8
	8H	25.4	26.0	25.9	26.5	27.0	24.5	25.1	25.0	25.6	26.1

<b>Luminance table</b>	<b>Max. for <math>\gamma \geq 65^\circ</math></b>	<b>Photometric dimensions in mm:</b>	<b>L = 1133</b>	<b>H(C0) = 30</b>	<b>H(C180) = 30</b>
			<b>B = 148</b>	<b>H(C90) = 0</b>	<b>H(C270) = 0</b>

C-planes	$\gamma$	Luminance in cd/m <sup>2</sup>							
		0° 180°	15° 165° 195° 345°	30° 150° 210° 330°	45° 135° 225° 315°	60° 120° 240° 300°	75° 105° 255° 285°	90° 270°	
	45°	7436.5	7457.4	7519.3	7631.3	7814.6	8086.2	8485.1	
	50°	7229.4	7248.5	7310.4	7425.0	7617.4	7916.9	8375.8	
	55°	6998.3	7017.6	7076.7	7189.0	7389.0	7712.5	8237.0	
	60°	6743.6	6762.5	6812.5	6917.0	7114.6	7459.9	8058.6	
	65°	6470.3	6481.7	6516.6	6605.3	6793.0	7153.3	7836.1	
	70°	6244.4	6239.0	6213.6	6245.0	6395.8	6751.3	7528.8	
	75°	6107.2	6083.7	5998.2	5902.6	5923.1	6247.4	7155.6	
	80°	6115.4	6070.8	5923.2	5711.3	5475.9	5573.4	6645.2	
	85°	6373.2	6315.7	6123.4	5793.4	5307.8	4787.0	5930.2	

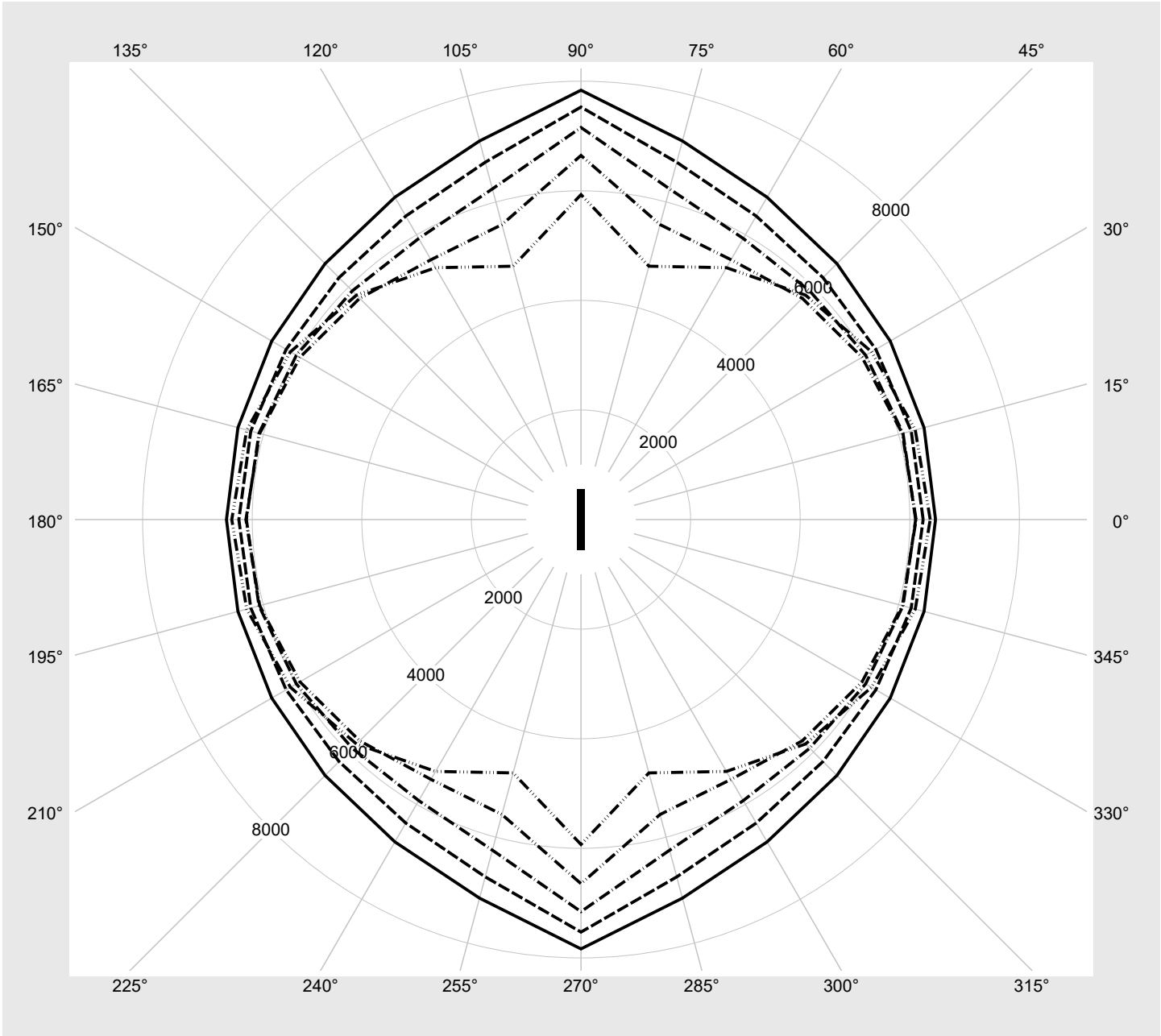
**Photometric test report**

<b>Family</b> <b>Silhouette® 21</b>	<b>Order number: 51LN12MKM40A3G</b> <b>EAN: 4058352011584</b>	<b>LP number</b> <b>59582_14</b>
--	--	-------------------------------------



**Luminance values in cd/m<sup>2</sup>**

$\gamma$  65°   
   $\gamma$  70°   
   $\gamma$  75°   
   $\gamma$  80°   
   $\gamma$  85°



## Photometric test report

Family <b>Silhouette® 21</b>	Order number: <b>51LN12MKM40A3G</b> EAN: <b>4058352011584</b>	LP number <b>59582_14</b>
---------------------------------	--	------------------------------

<b>Multilumen Table</b>	environmental temperature: 25°C	<b>siteco</b>
-------------------------	---------------------------------	---------------

DIP-Step	Switch Setting			Luminous flux [lm]	Power consumption [W]
	1	2	3		
4	OFF	OFF	ON	2930	20.2
2	OFF	ON	OFF	3540	24.2
1	ON	OFF	OFF	4250	29.2
0	OFF	OFF	OFF	5010	34.7