

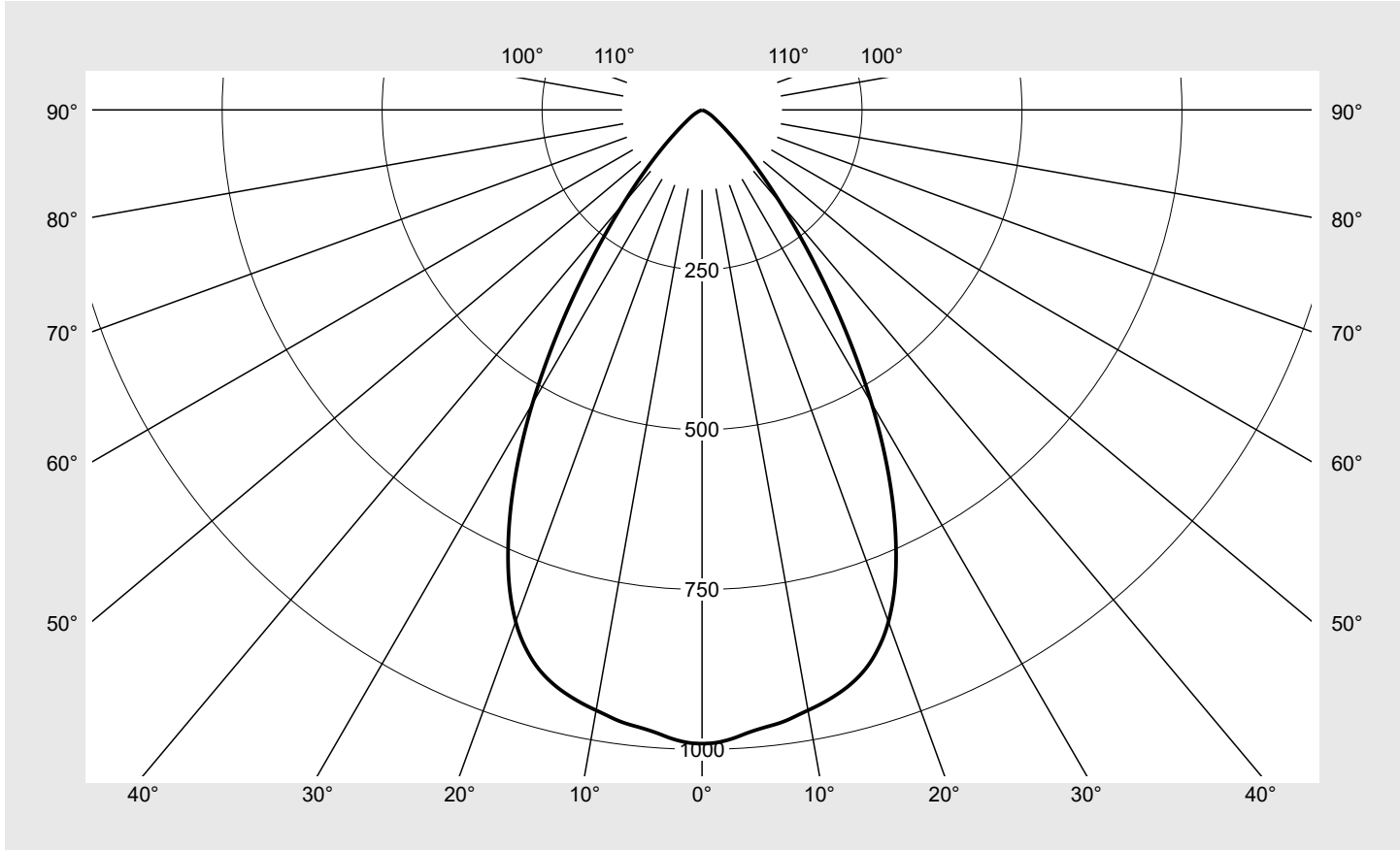


Photometric test report

Family Lunis 21	Order number: 51DB18ED91C EAN: 4069025013064	LP number 59250_15
	Version	recessed luminaire, Combined lens and reflector optics, reflector, white, rotationally symmetrical wide distribution, adjustable color temperature: 3000K 4000K 6500K, UGR≤19 (L65≤3000cd/m²)
	Lamps	LED 4000 K CRI ≥ 80
	Controlgear	ECG Multilumen
	Setting	factory setting: DIP-Step=5, colour temperature 4000K
	Rated values	Net luminous flux = 2100 lm Power consumption = 12.2 W Luminous efficacy = 172.1 lm/W
		serial documentation 15.03.2024
		

Luminous intensity in cd/klm C180-0 **Imax: 991 cd/klm**



Classifications	
DIN 5040	A 7 0
CIE	N1=90 N2=99 N3=100 N4=100 N5=100

Luminaire light output ratios	
η_{LB}	100.0%
ϕ_u	100.0%
ϕ_o	0.0%

Measurement conditions
 DIN EN 13032 and DIN 5032

Photometric test report

Family Lunis 21	Order number: 51DB18ED91C EAN: 4069025013064	LP number 59250_15
Table of values for luminous intensities		Maximum luminous intensity
		siteco

C-planes	0°	Phi-zone	Total Phi-zone
γ	Luminous intensity in cd/klm Luminous flux in lm/klm		
0°	991.0	0.2	0.2
1°	990.2	1.9	2.1
2°	987.4	3.8	5.9
3°	983.1	5.6	11.6
4°	977.7	7.5	19.0
5°	973.2	9.3	28.3
6°	969.9	11.1	39.5
7°	967.0	12.9	52.4
8°	963.2	14.7	67.1
9°	958.1	16.4	83.5
10°	953.4	18.2	101.7
11°	948.9	19.9	121.5
12°	943.7	21.5	143.0
13°	938.0	23.1	166.2
14°	931.4	24.7	190.9
15°	923.4	26.2	217.1
16°	913.8	27.6	244.7
17°	902.0	28.9	273.6
18°	887.7	30.1	303.7
19°	871.2	31.1	334.8
20°	851.7	31.9	366.8
21°	829.0	32.6	399.3
22°	803.8	33.0	432.4
23°	775.6	33.2	465.6
24°	745.0	33.2	498.8
25°	712.8	33.0	531.9
26°	678.8	32.6	564.5
27°	643.2	32.0	596.5
28°	606.3	31.2	627.7
29°	568.5	30.2	658.0
30°	529.9	29.1	687.0
31°	490.1	27.7	714.7
32°	450.9	26.2	740.9
33°	412.3	24.6	765.5
34°	374.8	23.0	788.5
35°	338.4	21.3	809.8
36°	304.0	19.6	829.4
37°	272.4	18.0	847.4
38°	243.0	16.4	863.8
39°	216.5	14.9	878.7
40°	191.9	13.5	892.2
41°	170.0	12.2	904.5
42°	149.7	11.0	915.5
43°	131.6	9.8	925.3
44°	115.3	8.8	934.1
45°	100.7	7.8	941.9
46°	87.5	6.9	948.8

C-planes	0°	Phi-zone	Total Phi-zone
γ	Luminous intensity in cd/klm Luminous flux in lm/klm		
47°	75.9	6.1	954.9
48°	65.6	5.3	960.2
49°	56.7	4.7	964.9
50°	49.5	4.2	969.1
51°	43.1	3.7	972.7
52°	37.7	3.3	976.0
53°	33.2	2.9	978.9
54°	29.3	2.6	981.5
55°	26.1	2.3	983.9
56°	23.5	2.1	986.0
57°	21.3	2.0	988.0
58°	19.3	1.8	989.7
59°	17.5	1.6	991.4
60°	15.5	1.5	992.9
61°	13.6	1.3	994.2
62°	11.5	1.1	995.3
63°	9.8	1.0	996.2
64°	8.3	0.8	997.0
65°	7.1	0.7	997.7
66°	6.0	0.6	998.4
67°	5.1	0.5	998.9
68°	4.0	0.4	999.3
69°	2.8	0.3	999.6
70°	1.7	0.2	999.7
71°	1.0	0.1	999.8
72°	0.7	0.1	999.9
73°	0.4	0.0	999.9
74°	0.2	0.0	1000.0
75°	0.0	0.0	1000.0
76°	0.0	0.0	1000.0
77°	0.0	0.0	1000.0
78°	0.0	0.0	1000.0
79°	0.0	0.0	1000.0
80°	0.0	0.0	1000.0
81°	0.0	0.0	1000.0
82°	0.0	0.0	1000.0
83°	0.0	0.0	1000.0
84°	0.0	0.0	1000.0
85°	0.0	0.0	1000.0
86°	0.0	0.0	1000.0
87°	0.0	0.0	1000.0
88°	0.0	0.0	1000.0
89°	0.0	0.0	1000.0
90°	0.0	0.0	1000.0

Photometric test report

Family Lunis 21	Order number: 51DB18ED91C EAN: 4069025013064	LP number 59250_15
---------------------------	---	------------------------------

UGR-Table	Standard room	siteco
------------------	----------------------	---------------

Reflection factor of ceiling	0.7	0.7	0.5	0.5	0.3	0.7	0.7	0.5	0.5	0.3	
Reflection factor of walls	0.5	0.3	0.5	0.3	0.3	0.5	0.3	0.5	0.3	0.3	
Reflection factor of floor	0.2	0.2	0.2	0.2	0.2	0.2	0.2	0.2	0.2	0.2	
Room dimensions	View crosswise (C0)					View endwise (C90)					
x	y										
2H	2H	18.9	20.1	19.3	20.4	20.7	18.9	20.1	19.3	20.4	20.7
	3H	18.8	19.8	19.2	20.2	20.5	18.8	19.8	19.2	20.2	20.5
	4H	18.7	19.7	19.1	20.0	20.4	18.7	19.7	19.1	20.0	20.4
	6H	18.6	19.5	19.0	19.9	20.3	18.6	19.5	19.0	19.9	20.3
	8H	18.7	19.4	19.1	19.8	20.2	18.7	19.4	19.1	19.8	20.2
	12H	18.7	19.3	19.1	19.7	20.1	18.7	19.3	19.1	19.7	20.1
4H	2H	18.7	19.7	19.1	20.1	20.4	18.7	19.7	19.1	20.1	20.4
	3H	18.6	19.4	19.0	19.8	20.2	18.6	19.4	19.0	19.8	20.2
	4H	18.5	19.2	18.9	19.6	20.1	18.5	19.2	18.9	19.6	20.1
	6H	18.4	19.0	18.9	19.4	19.9	18.4	19.0	18.9	19.4	19.9
	8H	18.4	18.9	18.8	19.3	19.8	18.4	18.9	18.8	19.3	19.8
	12H	18.4	18.8	18.9	19.3	19.8	18.4	18.8	18.9	19.3	19.8
8H	4H	18.4	18.9	18.8	19.3	19.8	18.4	18.9	18.8	19.3	19.8
	6H	18.3	18.7	18.8	19.2	19.7	18.3	18.7	18.8	19.2	19.7
	8H	18.2	18.6	18.7	19.1	19.6	18.2	18.6	18.7	19.1	19.6
	12H	18.2	18.5	18.7	19.0	19.5	18.2	18.5	18.7	19.0	19.5
12H	4H	18.4	18.8	18.9	19.3	19.8	18.4	18.8	18.9	19.3	19.8
	6H	18.2	18.6	18.8	19.1	19.6	18.2	18.6	18.8	19.1	19.6
	8H	18.2	18.5	18.7	19.0	19.5	18.2	18.5	18.7	19.0	19.5

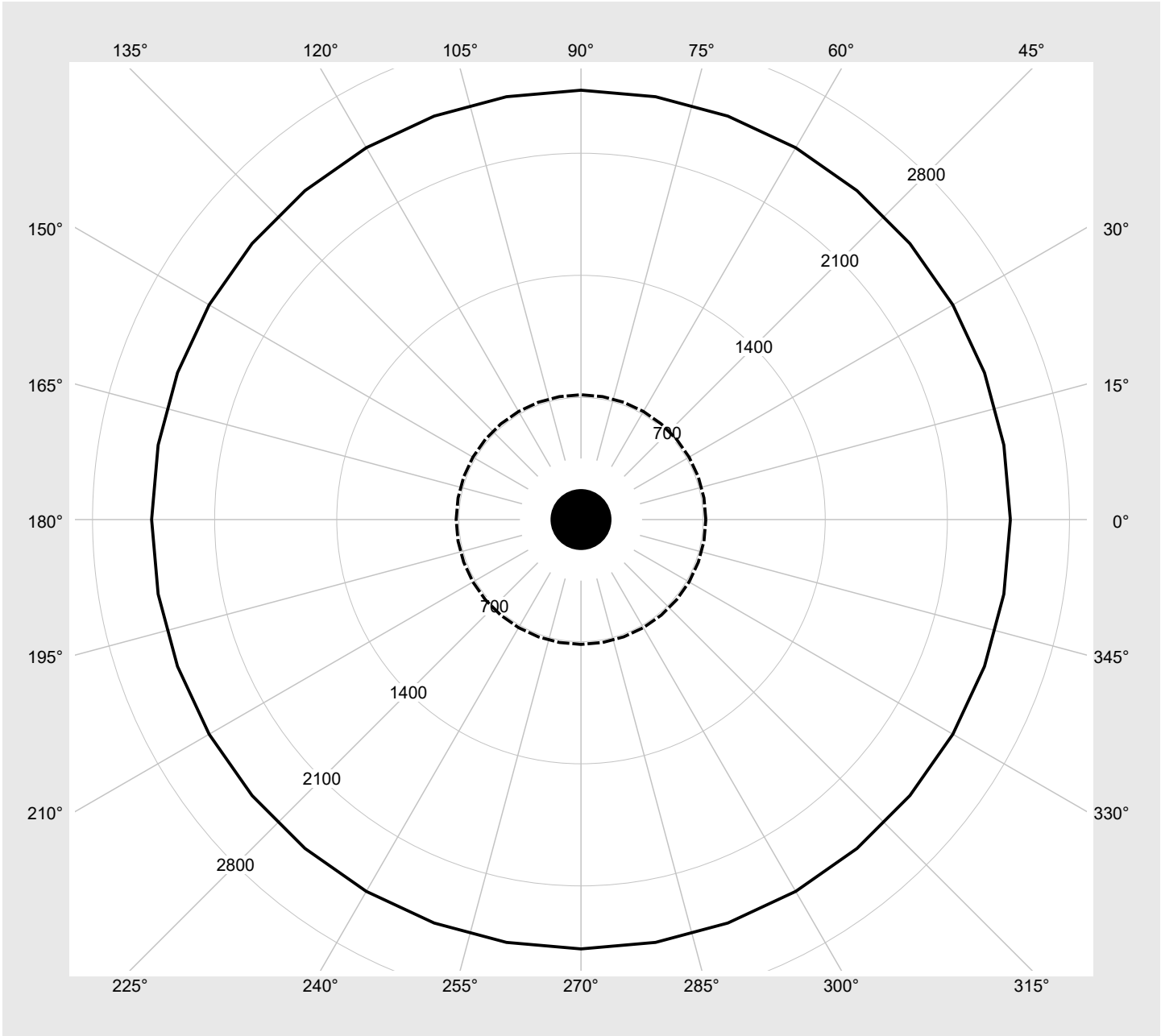
Luminance table	Max. for $\gamma \geq 65^\circ$	Photometric dimensions in mm: D = 135
------------------------	---	--

C-planes	0°
γ	Luminance in cd/m²
45°	20892.0
50°	11292.7
55°	6686.9
60°	4559.5
65°	2461.3
70°	715.5
75°	21.5
80°	15.2
85°	32.0

Photometric test report

Family Lunis 21	Order number: 51DB18ED91C EAN: 4069025013064	LP number 59250_15
---------------------------	---	------------------------------

Luminance values in cd/m² γ 65° γ 70° γ 75° γ 80° γ 85° **siteco**



Photometric test report

Family Lunis 21	Order number: 51DB18ED91C EAN: 4069025013064	LP number 59250_15
---------------------------	---	------------------------------

Multilumen Table	environmental temperature: 25°C	siteco
-------------------------	---------------------------------	---------------

DIP-Step	Switch Setting				Luminous flux [lm]	Power consumption [W]
	1	2	3	4		
12	ON	ON	OFF	OFF	4060	25.4
11	ON	OFF	ON	ON	3640	21.7
10	ON	OFF	ON	OFF	3410	20.3
9	ON	OFF	OFF	ON	3250	19.2
8	ON	OFF	OFF	OFF	3020	17.7
7	OFF	ON	ON	ON	2640	15.5
6	OFF	ON	ON	OFF	2360	13.7
5	OFF	ON	OFF	ON	2100	12.2
4	OFF	ON	OFF	OFF	1800	10.5
3	OFF	OFF	ON	ON	1670	9.7
2	OFF	OFF	ON	OFF	1400	8.0
1	OFF	OFF	OFF	ON	1070	6.1
0	OFF	OFF	OFF	OFF	780	4.4