
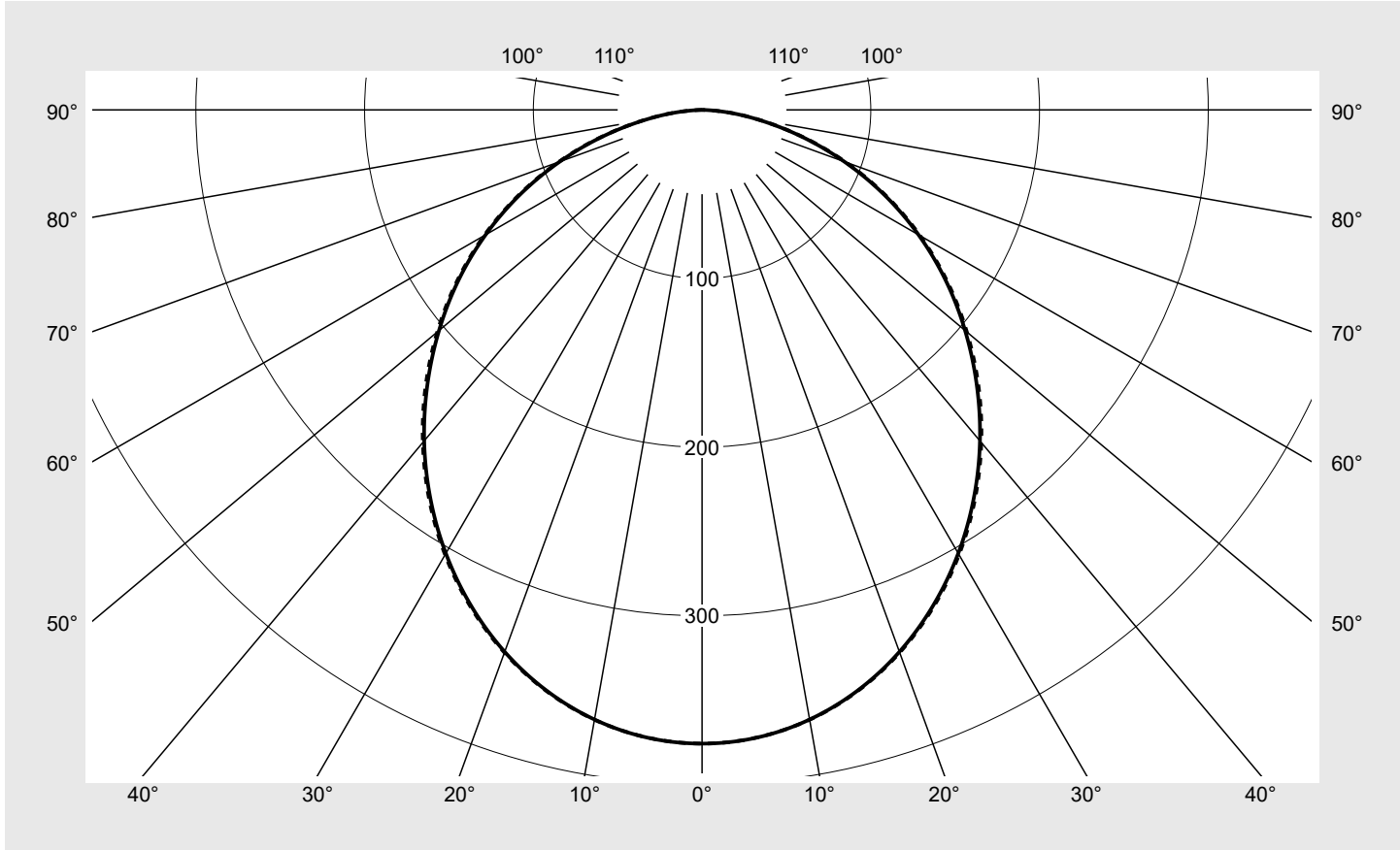


# Photometric test report

<b>Family</b> <b>Round 21 M</b>	<b>Order number: 51MR36FM8421S</b> <b>EAN: 4058352881590</b>	<b>LP number</b> <b>59512_20</b>
	<b>Version</b> surface-mounted and suspended luminaire, cover, opal, PMMA, extremely wide distribution, direct distribution, aluminium housing, silver	<b>serial documentation</b> <b>31.07.2024</b>
	<b>Lamps</b> LED 4000 K   CRI ≥ 80 <b>Controlgear</b> ECG Multilumen <b>Rated values</b> Net luminous flux = 8900 lm Power consumption = 62.6 W Luminous efficacy = 142.2 lm/W	



Luminous intensity in cd/klm C180-0 C270-90 **Imax: 376 cd/klm**



Classifications	
DIN 5040	A 4 0
CIE	N1=49 N2=80 N3=96 N4=100 N5=100

Luminaire light output ratios	
$\eta_{LB}$	100.0%
$\phi_u$	100.0%
$\phi_o$	0.0%

**Measurement conditions**  
 DIN EN 13032 and DIN 5032

## Photometric test report

Family Round 21 M	Order number: 51MR36FM8421S EAN: 4058352881590	LP number 59512_20
----------------------	---	-----------------------

Table of values for luminous intensities	Maximum luminous intensity	sITeco
--	----------------------------	--------

C-planes $\gamma$	0° 180°	15°	30°	45°	60°	75°	90° 270°	Phi-zone	Total Phi-zone
		165° 195° 345°	150° 210° 330°	135° 225° 315°	120° 240° 300°	105° 255° 285°			
Luminous intensity in cd/klm							Luminous flux in lm/klm		
0°	375.8	375.8	375.8	375.8	375.8	375.8	375.8	2.2	2.2
5°	373.6	373.6	373.6	373.6	373.7	373.6	373.6	17.8	20.1
10°	367.1	367.0	367.1	367.1	367.2	367.1	367.2	34.9	55.0
15°	356.4	356.5	356.5	356.7	356.7	356.7	356.7	50.6	105.6
20°	342.0	342.1	342.1	342.4	342.4	342.5	342.5	64.2	169.8
25°	324.2	324.6	324.4	324.9	324.8	325.3	324.9	75.2	245.0
30°	303.7	304.3	303.9	304.6	304.5	305.2	304.6	83.4	328.5
35°	280.8	281.7	281.1	282.4	281.8	282.9	282.0	88.6	417.1
40°	256.2	257.4	256.5	258.0	257.2	258.5	257.4	90.7	507.8
45°	230.2	231.7	230.5	232.2	231.4	232.8	231.7	89.8	597.5
50°	203.5	204.9	203.8	205.4	204.7	206.0	204.9	86.0	683.6
55°	176.3	177.6	175.5	178.1	177.3	178.7	177.4	79.6	763.2
60°	148.1	149.5	147.4	150.0	149.0	150.6	149.2	70.8	834.0
65°	119.2	120.8	118.4	121.2	120.0	121.6	120.1	59.7	893.7
70°	89.7	91.5	88.8	91.9	90.4	92.3	90.6	46.8	940.5
75°	60.9	62.5	60.0	63.4	61.5	63.0	61.6	32.8	973.3
80°	34.5	35.9	33.5	36.8	35.0	36.0	35.0	19.1	992.4
85°	13.2	14.6	12.4	14.8	13.6	14.5	13.7	7.6	1000.0
90°	0.0	0.0	0.0	0.0	0.0	0.0	0.0	0.0	1000.0

## Photometric test report

<b>Family</b> Round 21 M	<b>Order number: 51MR36FM8421S</b> <b>EAN: 4058352881590</b>	<b>LP number</b> 59512_20
-----------------------------	---	------------------------------

<b>UGR-Table</b>	<b>Standard room</b>	<b>siteco</b>
------------------	----------------------	---------------

Reflection factor of ceiling	0.7	0.7	0.5	0.5	0.3	0.7	0.7	0.5	0.5	0.3	
Reflection factor of walls	0.5	0.3	0.5	0.3	0.3	0.5	0.3	0.5	0.3	0.3	
Reflection factor of floor	0.2	0.2	0.2	0.2	0.2	0.2	0.2	0.2	0.2	0.2	
Room dimensions	View crosswise (C0)					View endwise (C90)					
x	y										
2H	2H	20.3	22.0	20.7	22.3	22.6	20.4	22.0	20.7	22.4	22.7
	3H	21.9	23.4	22.3	23.7	24.1	21.9	23.4	22.3	23.8	24.1
	4H	22.5	23.9	22.9	24.3	24.6	22.5	24.0	22.9	24.3	24.7
	6H	22.9	24.2	23.3	24.6	25.0	23.0	24.3	23.4	24.6	25.0
	8H	23.1	24.3	23.5	24.7	25.1	23.1	24.3	23.5	24.7	25.1
	12H	23.1	24.3	23.6	24.7	25.1	23.2	24.4	23.6	24.7	25.2
4H	2H	21.1	22.5	21.5	22.8	23.2	21.1	22.5	21.5	22.9	23.3
	3H	22.8	24.0	23.2	24.4	24.8	22.8	24.1	23.3	24.4	24.8
	4H	23.5	24.6	23.9	25.0	25.4	23.6	24.7	24.0	25.1	25.5
	6H	24.0	25.0	24.5	25.4	25.9	24.1	25.0	24.5	25.5	25.9
	8H	24.2	25.1	24.7	25.5	26.0	24.3	25.1	24.7	25.6	26.1
	12H	24.3	25.1	24.8	25.6	26.0	24.4	25.2	24.9	25.6	26.1
8H	4H	23.8	24.7	24.3	25.1	25.6	23.9	24.7	24.3	25.2	25.7
	6H	24.5	25.2	24.9	25.6	26.1	24.5	25.2	25.0	25.7	26.2
	8H	24.7	25.3	25.2	25.8	26.3	24.7	25.4	25.2	25.9	26.4
	12H	24.9	25.4	25.4	25.9	26.4	24.9	25.5	25.4	26.0	26.5
12H	4H	23.9	24.6	24.4	25.1	25.6	23.9	24.7	24.4	25.1	25.6
	6H	24.5	25.1	25.0	25.6	26.2	24.6	25.2	25.1	25.7	26.2
	8H	24.8	25.3	25.3	25.8	26.4	24.9	25.4	25.4	25.9	26.4

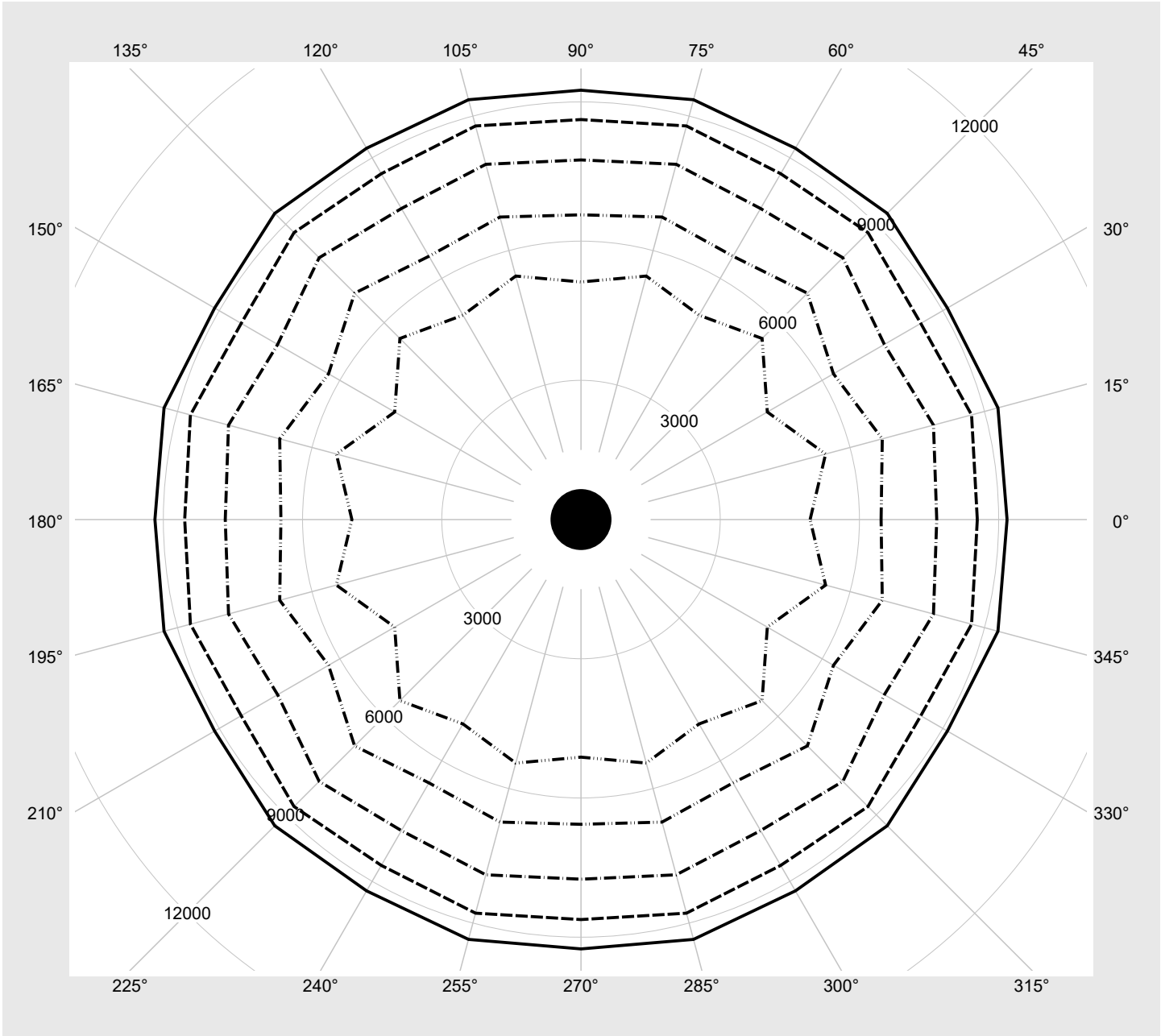
<b>Luminance table</b>	<b>Max. for <math>\gamma \geq 65^\circ</math></b>	<b>Photometric dimensions in mm:</b>	<b>D = 590</b>
------------------------	---	--------------------------------------	----------------

C-planes	$\gamma$	0° 180°	15°	30°	45°	60°	75°	90° 270°
			165° 195° 345°	150° 210° 330°	135° 225° 315°	120° 240° 300°	105° 255° 285°	
Luminance in cd/m <sup>2</sup>								
45°		10597.1	10668.8	10612.8	10689.5	10652.4	10716.0	10667.1
50°		10305.5	10378.7	10322.1	10402.7	10364.8	10434.3	10374.7
55°		10004.9	10080.9	9962.6	10108.5	10060.3	10141.6	10070.2
60°		9644.2	9736.0	9593.7	9768.0	9701.6	9803.9	9713.0
65°		9181.3	9301.8	9116.3	9332.4	9240.0	9366.7	9252.7
70°		8540.1	8713.3	8455.0	8745.7	8606.1	8781.4	8620.1
75°		7665.7	7863.4	7548.6	7979.6	7740.0	7925.8	7750.1
80°		6466.9	6721.3	6282.0	6899.2	6552.4	6749.4	6567.4
85°		4937.0	5457.0	4636.0	5518.6	5086.4	5432.7	5120.0

**Photometric test report**

<b>Family</b> Round 21 M	<b>Order number: 51MR36FM8421S</b> <b>EAN: 4058352881590</b>	<b>LP number</b> 59512_20
-----------------------------	---	------------------------------

**Luminance values in cd/m<sup>2</sup>**     γ 65°   γ 70°   γ 75°   γ 80°   γ 85°     **siteco**



### Photometric test report

Family <b>Round 21 M</b>	Order number: <b>51MR36FM8421S</b> EAN: <b>4058352881590</b>	LP number <b>59512_20</b>
-----------------------------	---	------------------------------

<b>Multilumen Table</b>	environmental temperature: 25°C	<b>siteco</b>
-------------------------	---------------------------------	---------------

DIP-Step	Switch Setting				Luminous flux [lm]	Power consumption [W]
	1	2	3	4		
15	ON	ON	ON	ON	8900	62.6
14	ON	ON	ON	OFF	8580	60.3
13	ON	ON	OFF	ON	8270	58.0
12	ON	ON	OFF	OFF	7960	55.6
11	ON	OFF	ON	ON	7650	53.3
10	ON	OFF	ON	OFF	7380	51.1
9	ON	OFF	OFF	ON	7070	48.8
8	ON	OFF	OFF	OFF	6750	46.6
7	OFF	ON	ON	ON	6440	44.3
6	OFF	ON	ON	OFF	6120	42.0
5	OFF	ON	OFF	ON	5800	39.7
4	OFF	ON	OFF	OFF	5520	37.5
3	OFF	OFF	ON	ON	5200	35.3
2	OFF	OFF	ON	OFF	4880	33.0
1	OFF	OFF	OFF	ON	4550	30.8
0	OFF	OFF	OFF	OFF	4230	28.5