

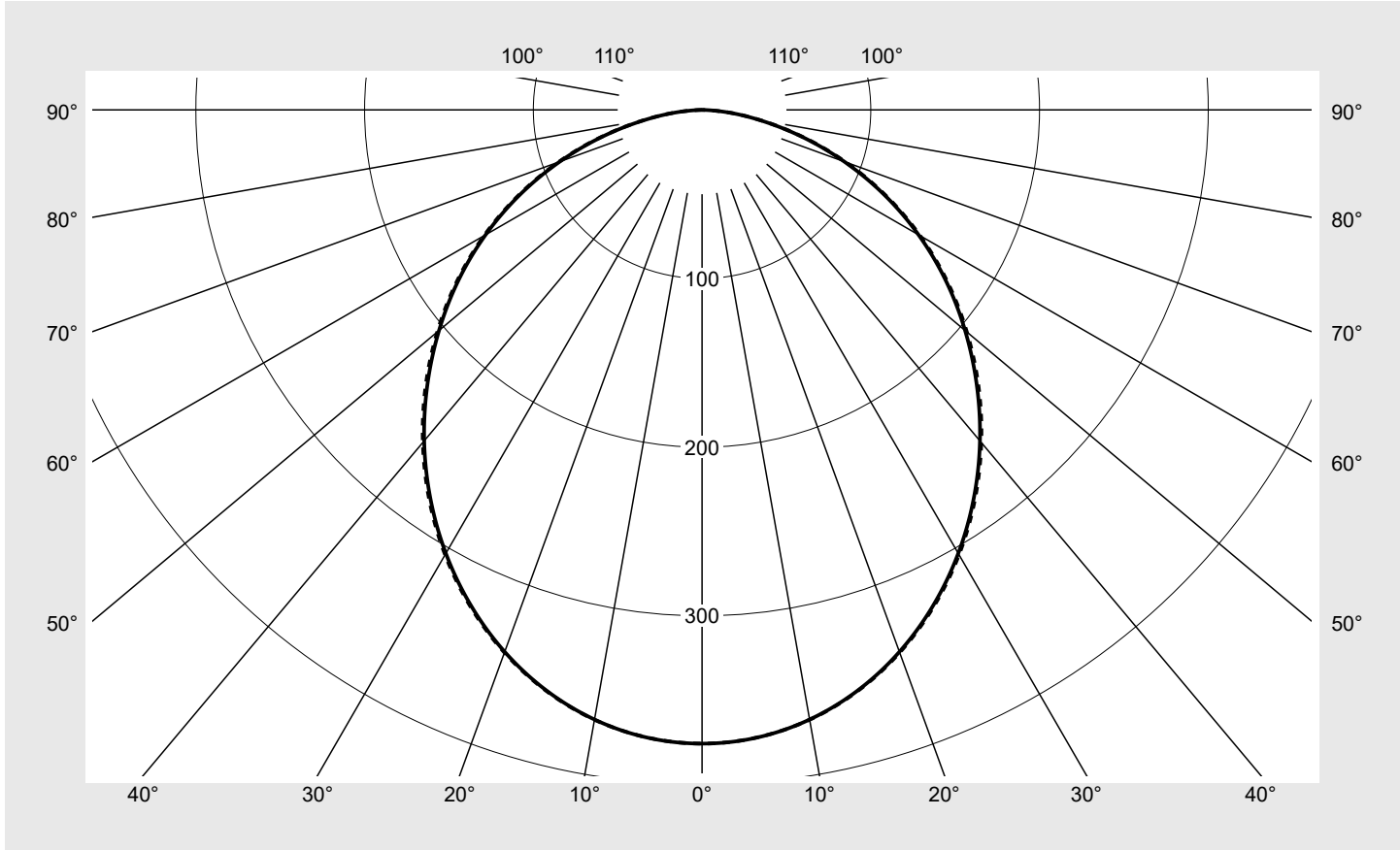


Photometric test report

Family Round 21 L	Order number: 51MR38FD0421W EAN: 4058352830000	LP number 59511_13
	Version surface-mounted and suspended luminaire, cover, opal, PMMA, extremely wide distribution, direct distribution, aluminium housing, white	serial documentation 31.07.2024
	Lamps LED 4000 K CRI ≥ 80	
	Controlgear ECG-DALI	
Rated values Net luminous flux = 14150 lm Power consumption = 97.0 W Luminous efficacy = 145.9 lm/W		

Luminous intensity in cd/klm C180-0 C270-90 **Imax: 376 cd/klm**



Classifications	
DIN 5040	A 4 0
CIE	N1=49 N2=80 N3=96 N4=100 N5=100

Luminaire light output ratios	
η_{LB}	100.0%
ϕ_u	100.0%
ϕ_o	0.0%

Measurement conditions
 DIN EN 13032 and DIN 5032

Photometric test report

Family Round 21 L	Order number: 51MR38FD0421W EAN: 4058352830000	LP number 59511_13
----------------------	---	-----------------------

Table of values for luminous intensities	Maximum luminous intensity	sITeco
--	----------------------------	--------

C-planes γ	0° 180°	15°	30°	45°	60°	75°	90° 270°	Phi-zone	Total Phi-zone
		165° 195° 345°	150° 210° 330°	135° 225° 315°	120° 240° 300°	105° 255° 285°			
Luminous intensity in cd/klm							Luminous flux in lm/klm		
0°	375.8	375.8	375.8	375.8	375.8	375.8	375.8	2.2	2.2
5°	373.6	373.6	373.6	373.6	373.7	373.6	373.6	17.8	20.1
10°	367.1	367.0	367.1	367.1	367.2	367.1	367.2	34.9	55.0
15°	356.4	356.5	356.5	356.7	356.7	356.7	356.7	50.6	105.6
20°	342.0	342.1	342.1	342.4	342.4	342.5	342.5	64.2	169.8
25°	324.2	324.6	324.4	324.9	324.8	325.3	324.9	75.2	245.0
30°	303.7	304.3	303.9	304.6	304.5	305.2	304.6	83.4	328.5
35°	280.8	281.7	281.1	282.4	281.8	282.9	282.0	88.6	417.1
40°	256.2	257.4	256.5	258.0	257.2	258.5	257.4	90.7	507.8
45°	230.2	231.7	230.5	232.2	231.4	232.8	231.7	89.8	597.5
50°	203.5	204.9	203.8	205.4	204.7	206.0	204.9	86.0	683.6
55°	176.3	177.6	175.5	178.1	177.3	178.7	177.4	79.6	763.2
60°	148.1	149.5	147.4	150.0	149.0	150.6	149.2	70.8	834.0
65°	119.2	120.8	118.4	121.2	120.0	121.6	120.1	59.7	893.7
70°	89.7	91.5	88.8	91.9	90.4	92.3	90.6	46.8	940.5
75°	60.9	62.5	60.0	63.4	61.5	63.0	61.6	32.8	973.3
80°	34.5	35.9	33.5	36.8	35.0	36.0	35.0	19.1	992.4
85°	13.2	14.6	12.4	14.8	13.6	14.5	13.7	7.6	1000.0
90°	0.0	0.0	0.0	0.0	0.0	0.0	0.0	0.0	1000.0

Photometric test report

Family Round 21 L	Order number: 51MR38FD0421W EAN: 4058352830000	LP number 59511_13
----------------------	---	-----------------------

UGR-Table	Standard room	siteco								
-----------	---------------	--------	--	--	--	--	--	--	--	--

Reflection factor of ceiling	0.7	0.7	0.5	0.5	0.3	0.7	0.7	0.5	0.5	0.3	
Reflection factor of walls	0.5	0.3	0.5	0.3	0.3	0.5	0.3	0.5	0.3	0.3	
Reflection factor of floor	0.2	0.2	0.2	0.2	0.2	0.2	0.2	0.2	0.2	0.2	
Room dimensions	View crosswise (C0)					View endwise (C90)					
x	y										
2H	2H	19.5	21.2	19.8	21.5	21.8	19.5	21.2	19.9	21.5	21.8
	3H	21.0	22.6	21.4	22.9	23.2	21.1	22.6	21.5	22.9	23.3
	4H	21.6	23.1	22.0	23.4	23.8	21.7	23.1	22.1	23.5	23.8
	6H	22.1	23.4	22.5	23.7	24.1	22.1	23.4	22.5	23.8	24.2
	8H	22.2	23.4	22.6	23.8	24.2	22.3	23.5	22.7	23.9	24.3
	12H	22.3	23.5	22.7	23.8	24.3	22.4	23.5	22.8	23.9	24.3
4H	2H	20.2	21.6	20.6	22.0	22.4	20.3	21.7	20.7	22.0	22.4
	3H	22.0	23.2	22.4	23.5	24.0	22.0	23.2	22.4	23.6	24.0
	4H	22.7	23.7	23.1	24.2	24.6	22.7	23.8	23.2	24.2	24.6
	6H	23.2	24.1	23.6	24.6	25.0	23.2	24.2	23.7	24.6	25.1
	8H	23.4	24.2	23.8	24.7	25.1	23.4	24.3	23.9	24.7	25.2
	12H	23.5	24.3	24.0	24.7	25.2	23.6	24.3	24.0	24.8	25.3
8H	4H	23.0	23.8	23.4	24.3	24.8	23.0	23.9	23.5	24.3	24.8
	6H	23.6	24.3	24.1	24.8	25.3	23.7	24.4	24.2	24.9	25.4
	8H	23.8	24.5	24.3	25.0	25.5	23.9	24.5	24.4	25.0	25.5
	12H	24.0	24.5	24.5	25.0	25.6	24.1	24.6	24.6	25.1	25.6
12H	4H	23.0	23.8	23.5	24.3	24.7	23.1	23.8	23.6	24.3	24.8
	6H	23.7	24.3	24.2	24.8	25.3	23.8	24.4	24.3	24.8	25.4
	8H	23.9	24.5	24.5	25.0	25.5	24.0	24.5	24.5	25.0	25.6

Luminance table	Max. for $\gamma \geq 65^\circ$	Photometric dimensions in mm:	D = 840
-----------------	---------------------------------	-------------------------------	---------

C-planes	γ	0° 180°	15°	30°	45°	60°	75°	90°
			165° 195° 345°	150° 210° 330°	135° 225° 315°	120° 240° 300°	105° 255° 285°	270°
Luminance in cd/m²								
45°		8311.9	8368.1	8324.2	8384.4	8355.3	8405.2	8366.8
50°		8083.1	8140.6	8096.2	8159.4	8129.7	8184.2	8137.4
55°		7847.4	7907.0	7814.2	7928.6	7890.8	7954.6	7898.6
60°		7564.5	7636.5	7524.8	7661.6	7609.5	7689.7	7618.4
65°		7201.4	7295.9	7150.4	7319.9	7247.4	7346.8	7257.4
70°		6698.5	6834.3	6631.7	6859.7	6750.2	6887.7	6761.2
75°		6012.6	6167.7	5920.8	6258.9	6070.9	6216.6	6078.8
80°		5072.3	5271.9	4927.3	5411.4	5139.4	5293.9	5151.1
85°		3872.4	4280.2	3636.3	4328.5	3989.6	4261.1	4015.9

Photometric test report

Family Round 21 L	Order number: 51MR38FD0421W EAN: 4058352830000	LP number 59511_13
-----------------------------	---	------------------------------

Luminance values in cd/m² γ 65° γ 70° γ 75° γ 80° γ 85° **siteco**

