
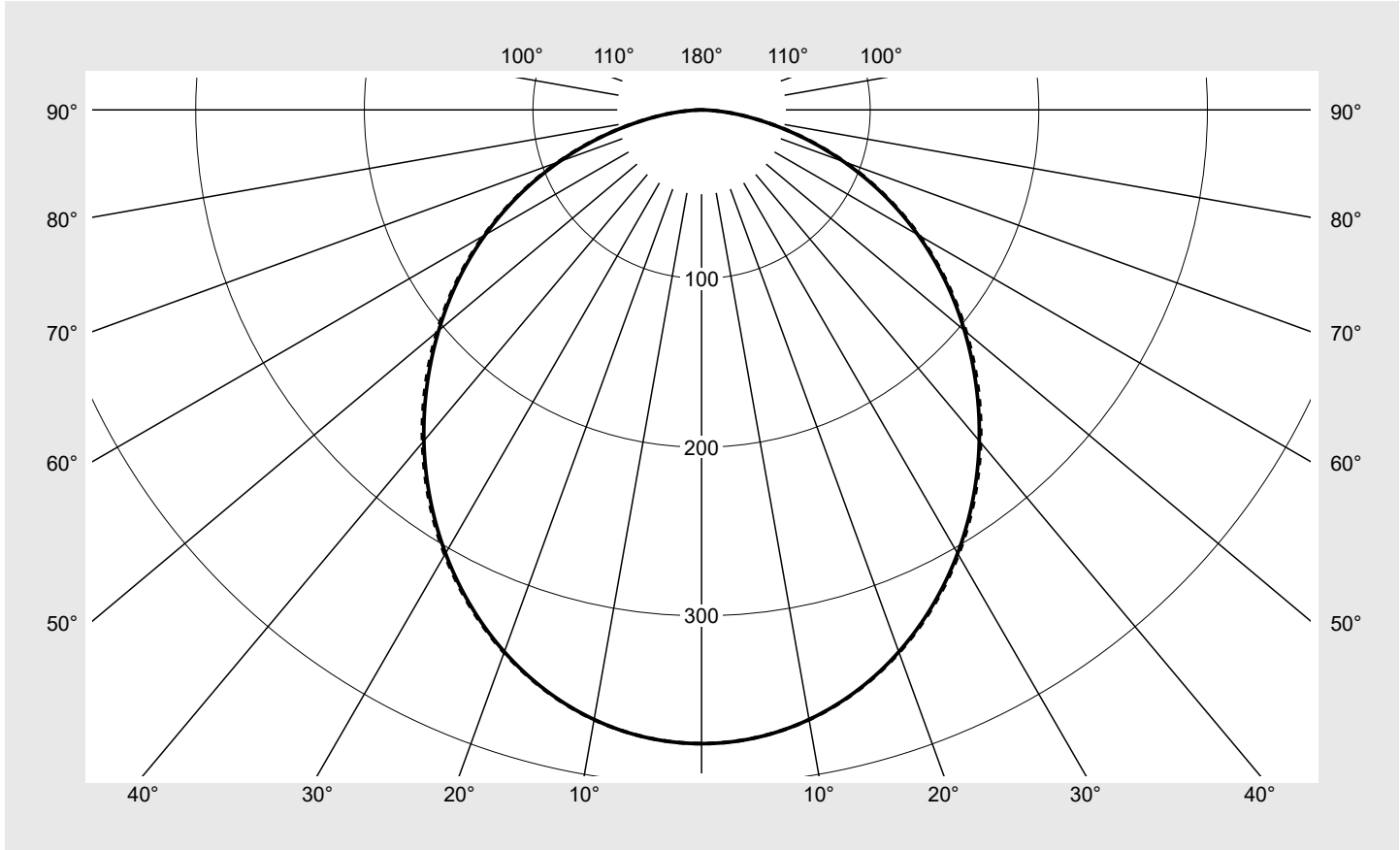


Photometric test report

Family Round 21 M	Order number: 51MR36FM8321S EAN: 4058352881583	LP number 59512_24
	Version surface-mounted and suspended luminaire, cover, opal, PMMA, extremely wide distribution, direct distribution, aluminium housing, silver	serial documentation 22.01.2026
	Lamps LED 3000 K CRI ≥ 80 Controlgear ECG Multilumen Rated values Net luminous flux = 8540 lm Power consumption = 62.6 W Luminous efficacy = 136.4 lm/W	



Luminous intensity in cd/klm C180-0 C270-90 **Imax: 376 cd/klm**



Classifications	
DIN 5040	A 4 0
CIE	N1=49 N2=80 N3=96 N4=100 N5=100

Luminaire light output ratios	
η_{LB}	100.0%
ϕ_u	100.0%
ϕ_o	0.0%

Measurement conditions
 DIN EN 13032 and DIN 5032

Photometric test report

Family Round 21 M	Order number: 51MR36FM8321S EAN: 4058352881583	LP number 59512_24
----------------------	---	-----------------------

Table of values for luminous intensities	Maximum luminous intensity	sitEco
--	----------------------------	--------

C-planes γ	0° 180°	15°	30°	45°	60°	75°	90° 270°	Phi-zone	Total Phi-zone
		165° 195° 345°	150° 210° 330°	135° 225° 315°	120° 240° 300°	105° 255° 285°			
Luminous intensity in cd/klm							Luminous flux in lm/klm		
0°	375.8	375.8	375.8	375.8	375.8	375.8	375.8	2.2	2.2
5°	373.6	373.6	373.6	373.6	373.7	373.6	373.6	17.8	20.1
10°	367.1	367.0	367.1	367.1	367.2	367.1	367.2	34.9	55.0
15°	356.4	356.5	356.5	356.7	356.7	356.7	356.7	50.6	105.6
20°	342.0	342.1	342.1	342.4	342.4	342.5	342.5	64.2	169.8
25°	324.2	324.6	324.4	324.9	324.8	325.3	324.9	75.2	245.0
30°	303.7	304.3	303.9	304.6	304.5	305.2	304.6	83.4	328.5
35°	280.8	281.7	281.1	282.4	281.8	282.9	282.0	88.6	417.1
40°	256.2	257.4	256.5	258.0	257.2	258.5	257.4	90.7	507.8
45°	230.2	231.7	230.5	232.2	231.4	232.8	231.7	89.8	597.5
50°	203.5	204.9	203.8	205.4	204.7	206.0	204.9	86.0	683.6
55°	176.3	177.6	175.5	178.1	177.3	178.7	177.4	79.6	763.2
60°	148.1	149.5	147.4	150.0	149.0	150.6	149.2	70.8	834.0
65°	119.2	120.8	118.4	121.2	120.0	121.6	120.1	59.7	893.7
70°	89.7	91.5	88.8	91.9	90.4	92.3	90.6	46.8	940.5
75°	60.9	62.5	60.0	63.4	61.5	63.0	61.6	32.8	973.3
80°	34.5	35.9	33.5	36.8	35.0	36.0	35.0	19.1	992.4
85°	13.2	14.6	12.4	14.8	13.6	14.5	13.7	7.6	1000.0
90°	0.0	0.0	0.0	0.0	0.0	0.0	0.0	0.0	1000.0

Photometric test report

Family Round 21 M	Order number: 51MR36FM8321S EAN: 4058352881583	LP number 59512_24
-----------------------------	---	------------------------------

UGR-Table	Standard room	siteco
------------------	----------------------	---------------

Reflection factor of ceiling	0.7	0.7	0.5	0.5	0.3	0.7	0.7	0.5	0.5	0.3	
Reflection factor of walls	0.5	0.3	0.5	0.3	0.3	0.5	0.3	0.5	0.3	0.3	
Reflection factor of floor	0.2	0.2	0.2	0.2	0.2	0.2	0.2	0.2	0.2	0.2	
Room dimensions	View crosswise (C0)					View endwise (C90)					
x	y										
2H	2H	20.2	21.9	20.5	22.2	22.5	20.2	21.9	20.6	22.2	22.5
	3H	21.7	23.3	22.1	23.6	23.9	21.8	23.3	22.2	23.6	24.0
	4H	22.3	23.8	22.7	24.1	24.5	22.4	23.8	22.8	24.2	24.5
	6H	22.8	24.1	23.2	24.4	24.8	22.8	24.1	23.2	24.5	24.9
	8H	22.9	24.1	23.3	24.5	24.9	23.0	24.2	23.4	24.6	25.0
	12H	23.0	24.2	23.4	24.5	25.0	23.1	24.2	23.5	24.6	25.0
4H	2H	20.9	22.3	21.3	22.7	23.1	21.0	22.4	21.4	22.7	23.1
	3H	22.7	23.9	23.1	24.2	24.7	22.7	23.9	23.1	24.3	24.7
	4H	23.4	24.4	23.8	24.9	25.3	23.4	24.5	23.9	24.9	25.3
	6H	23.9	24.8	24.3	25.3	25.7	23.9	24.9	24.4	25.3	25.8
	8H	24.1	24.9	24.5	25.4	25.8	24.1	25.0	24.6	25.4	25.9
	12H	24.2	25.0	24.7	25.4	25.9	24.3	25.0	24.7	25.5	26.0
8H	4H	23.7	24.5	24.2	25.0	25.5	23.7	24.6	24.2	25.0	25.5
	6H	24.3	25.0	24.8	25.5	26.0	24.4	25.1	24.9	25.6	26.1
	8H	24.5	25.2	25.0	25.7	26.2	24.6	25.2	25.1	25.7	26.2
	12H	24.7	25.2	25.2	25.7	26.3	24.8	25.3	25.3	25.8	26.3
12H	4H	23.7	24.5	24.2	25.0	25.4	23.8	24.5	24.3	25.0	25.5
	6H	24.4	25.0	24.9	25.5	26.0	24.5	25.1	25.0	25.5	26.1
	8H	24.6	25.2	25.2	25.7	26.2	24.7	25.2	25.2	25.7	26.3

Luminance table	Max. for $\gamma \geq 65^\circ$	Photometric dimensions in mm:	D = 590
------------------------	---	--------------------------------------	----------------

C-planes	γ	0° 180°	15°	30°	45°	60°	75°	90° 270°
			165° 195° 345°	150° 210° 330°	135° 225° 315°	120° 240° 300°	105° 255° 285°	
Luminance in cd/m ²								
45°		10168.4	10237.2	10183.5	10257.1	10221.5	10282.6	10235.7
50°		9888.6	9958.9	9904.5	9981.9	9945.6	10012.2	9955.0
55°		9600.2	9673.1	9559.6	9699.6	9653.4	9731.3	9662.9
60°		9254.1	9342.2	9205.6	9372.9	9309.1	9407.3	9320.1
65°		8810.0	8925.6	8747.6	8954.9	8866.2	8987.8	8878.4
70°		8194.7	8360.9	8113.0	8391.9	8257.9	8426.2	8271.5
75°		7355.6	7545.4	7243.3	7656.9	7427.0	7605.2	7436.6
80°		6205.3	6449.4	6027.9	6620.1	6287.3	6476.4	6301.7
85°		4737.3	5236.2	4448.5	5295.4	4880.7	5212.9	4912.9

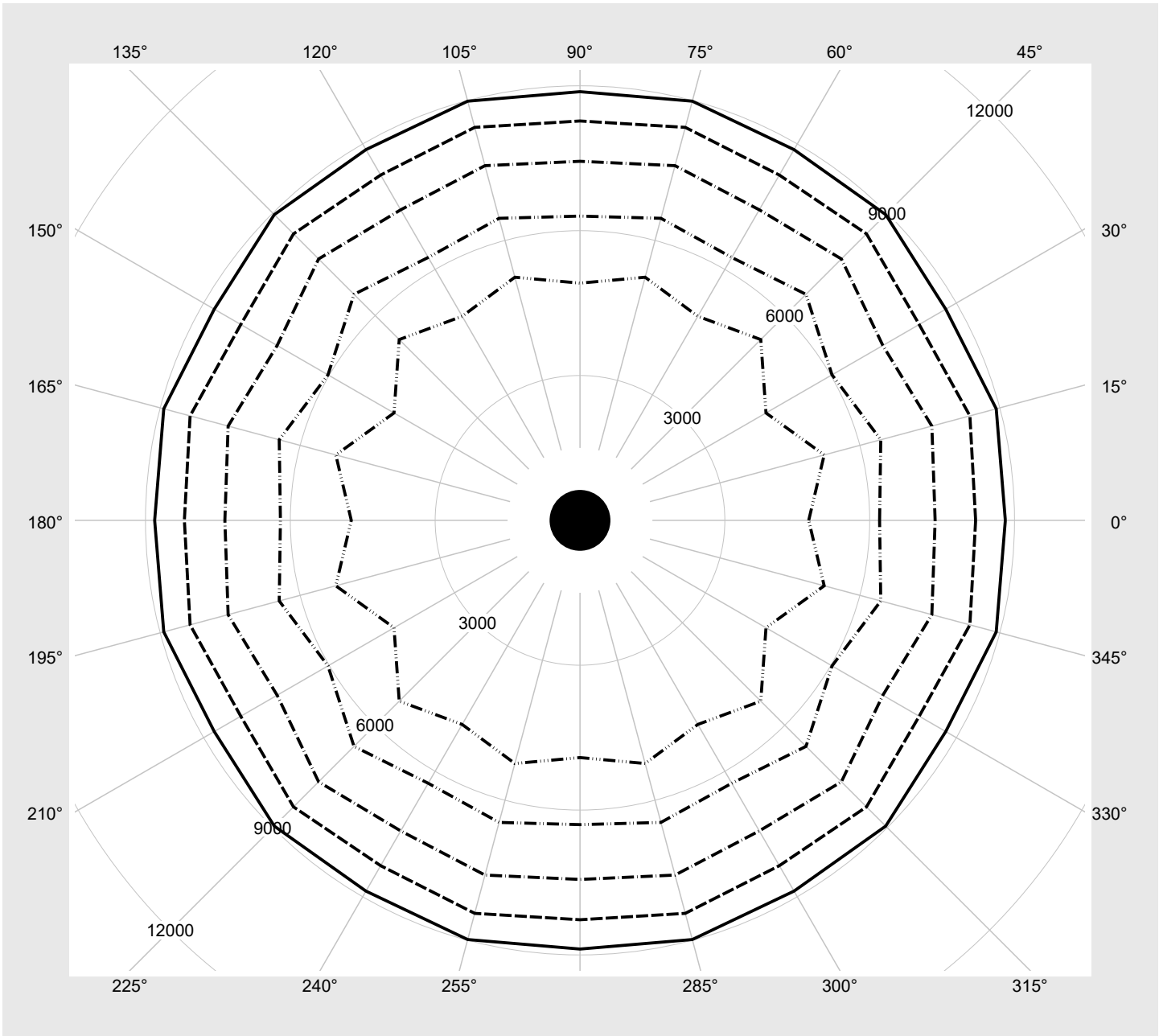
Photometric test report

Family Round 21 M	Order number: 51MR36FM8321S EAN: 4058352881583	LP number 59512_24
-----------------------------	---	------------------------------

Luminance values in cd/m²

γ 65°
 γ 70°
 γ 75°
 γ 80°
 γ 85°

siteco



Photometric test report

Family Round 21 M	Order number: 51MR36FM8321S EAN: 4058352881583	LP number 59512_24
----------------------	---	-----------------------

Multilumen Table	environmental temperature: 25°C	siteco
------------------	---------------------------------	---------------

DIP-Step	Switch Setting				Luminous flux [lm]	Power consumption [W]
	1	2	3	4		
15	ON	ON	ON	ON	8540	62.6
14	ON	ON	ON	OFF	8240	60.3
13	ON	ON	OFF	ON	7940	58.0
12	ON	ON	OFF	OFF	7640	55.6
11	ON	OFF	ON	ON	7340	53.3
10	ON	OFF	ON	OFF	7090	51.1
9	ON	OFF	OFF	ON	6780	48.8
8	ON	OFF	OFF	OFF	6480	46.6
7	OFF	ON	ON	ON	6180	44.3
6	OFF	ON	ON	OFF	5870	42.0
5	OFF	ON	OFF	ON	5570	39.7
4	OFF	ON	OFF	OFF	5300	37.5
3	OFF	OFF	ON	ON	4990	35.3
2	OFF	OFF	ON	OFF	4680	33.0
1	OFF	OFF	OFF	ON	4370	30.8
0	OFF	OFF	OFF	OFF	4060	28.5