

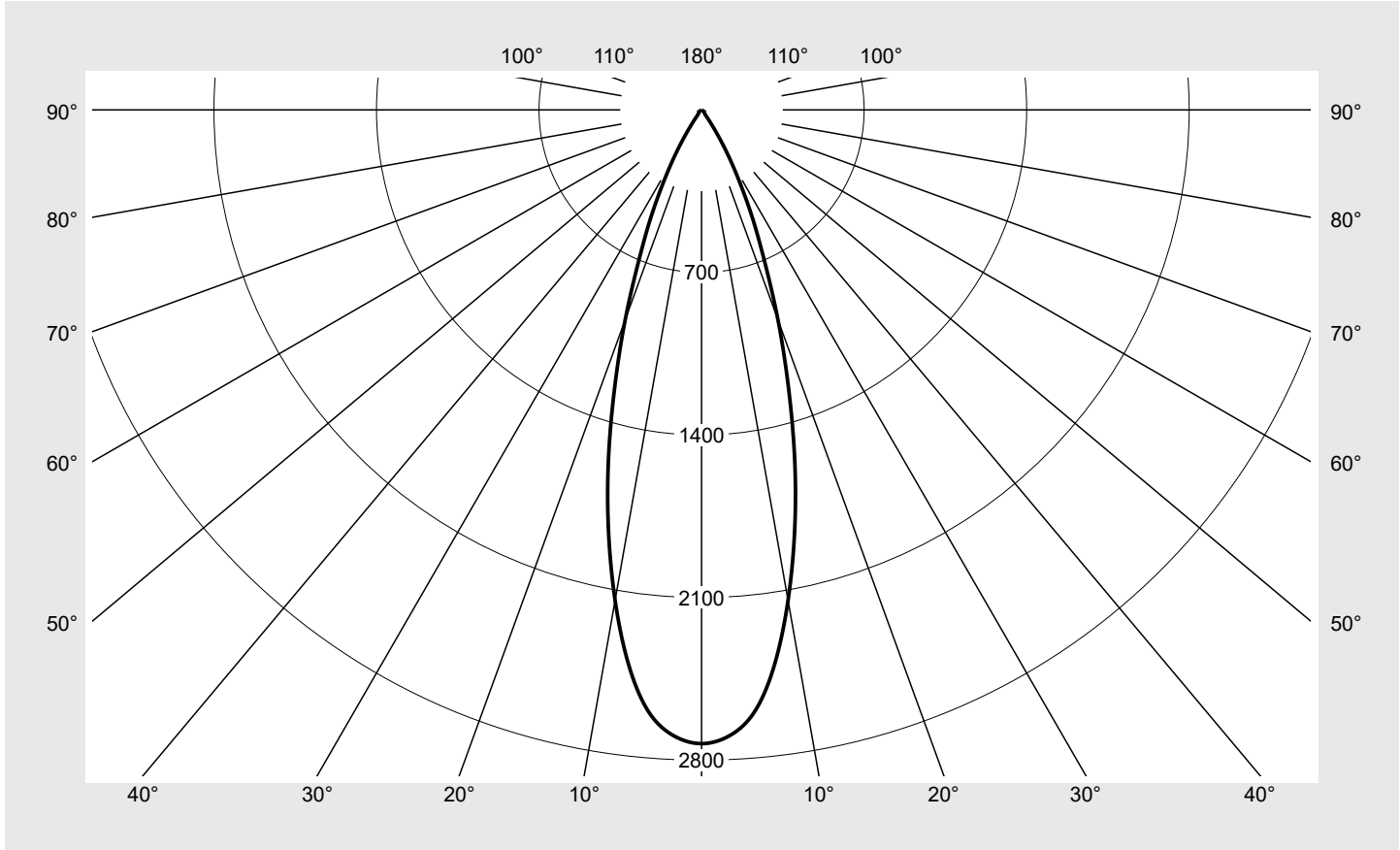


# Photometric test report

<b>Family</b> <b>Spot 21 Performance</b>	<b>Order number: 51SD13MB11B3B</b> <b>EAN: 4069025538437</b>	<b>LP number</b> <b>59943_7</b>										
	<table border="0"> <tr> <td><b>Version</b></td> <td>housing, white, reflector, cover glass, transparent, medium distribution</td> </tr> <tr> <td><b>Lamps</b></td> <td>LED 3000 K   CRI ≥ 90</td> </tr> <tr> <td><b>Controlgear</b></td> <td>ECG Multilumen</td> </tr> <tr> <td><b>Setting</b></td> <td>factory setting: DIP-Step=4</td> </tr> <tr> <td><b>Rated values</b></td> <td>Net luminous flux = 3150 lm Power consumption = 19.1 W Luminous efficacy = 164.9 lm/W</td> </tr> </table>	<b>Version</b>	housing, white, reflector, cover glass, transparent, medium distribution	<b>Lamps</b>	LED 3000 K   CRI ≥ 90	<b>Controlgear</b>	ECG Multilumen	<b>Setting</b>	factory setting: DIP-Step=4	<b>Rated values</b>	Net luminous flux = 3150 lm Power consumption = 19.1 W Luminous efficacy = 164.9 lm/W	<b>serial documentation</b> <b>11.05.2026</b>  
<b>Version</b>	housing, white, reflector, cover glass, transparent, medium distribution											
<b>Lamps</b>	LED 3000 K   CRI ≥ 90											
<b>Controlgear</b>	ECG Multilumen											
<b>Setting</b>	factory setting: DIP-Step=4											
<b>Rated values</b>	Net luminous flux = 3150 lm Power consumption = 19.1 W Luminous efficacy = 164.9 lm/W											

**Luminous intensity in cd/klm** C180-0 **Imax: 2729 cd/klm**



Classifications	
DIN 5040	A 8 0
CIE	N1=95 N2=98 N3=100 N4=100 N5=100

Luminaire light output ratios	
$\eta_{LB}$	100.0%
$\phi_u$	100.0%
$\phi_o$	0.0%

Measurement conditions
DIN EN 13032 and DIN 5032

## Photometric test report

<b>Family</b> Spot 21 Performance	<b>Order number: 51SD13MB11B3B</b> <b>EAN: 4069025538437</b>	<b>LP number</b> 59943_7
--------------------------------------	---	-----------------------------

**sITeco**

<b>Table of values for luminous intensities</b>	<b>Maximum luminous intensity</b>
---	-----------------------------------

C-planes	0°	Phi-zone	Total Phi-zone
$\gamma$	Luminous intensity in cd/klm	Luminous flux in lm/klm	
0,0°	2728.9	4.1	4.1
2,5°	2698.9	32.3	36.4
5,0°	2603.6	62.2	98.6
7,5°	2408.8	86.2	184.7
10,0°	2144.7	102.1	286.8
12,5°	1852.9	109.9	396.8
15,0°	1547.7	109.8	506.6
17,5°	1239.0	102.1	608.7
20,0°	961.6	90.2	698.9
22,5°	713.3	74.8	773.7
25,0°	529.0	61.3	835.0
27,5°	368.4	46.6	881.6
30,0°	242.5	33.2	914.9
32,5°	138.8	20.4	935.3
35,0°	65.4	10.3	945.6
37,5°	27.0	4.5	950.1
40,0°	21.6	3.8	953.9
42,5°	19.4	3.6	957.5
45,0°	17.7	3.4	960.9
47,5°	16.6	3.3	964.3
50,0°	15.6	3.3	967.6
52,5°	14.8	3.2	970.8
55,0°	14.3	3.2	974.0
57,5°	14.0	3.2	977.2
60,0°	13.5	3.2	980.4
62,5°	13.0	3.1	983.5
65,0°	12.1	3.0	986.5
67,5°	11.2	2.8	989.4
70,0°	10.0	2.6	992.0
72,5°	8.7	2.3	994.3
75,0°	7.0	1.9	996.1
77,5°	5.4	1.5	997.6
80,0°	4.0	1.1	998.7
82,5°	2.8	0.8	999.4
85,0°	1.6	0.4	999.9
87,5°	0.5	0.1	1000.0
90,0°	0.0	0.0	1000.0

## Photometric test report

Family <b>Spot 21 Performance</b>	Order number: <b>51SD13MB11B3B</b> EAN: <b>4069025538437</b>	LP number <b>59943_7</b>
--------------------------------------	---	-----------------------------

<b>UGR-Table</b>	<b>Standard room</b>	<b>siteco</b>
------------------	----------------------	---------------

Reflection factor of ceiling	0.7	0.7	0.5	0.5	0.3	0.7	0.7	0.5	0.5	0.3	
Reflection factor of walls	0.5	0.3	0.5	0.3	0.3	0.5	0.3	0.5	0.3	0.3	
Reflection factor of floor	0.2	0.2	0.2	0.2	0.2	0.2	0.2	0.2	0.2	0.2	
Room dimensions	View crosswise (C0)					View endwise (C90)					
x	y										
2H	2H	15.9	17.0	16.3	17.3	17.6	15.9	17.0	16.3	17.3	17.6
	3H	17.4	18.3	17.8	18.6	19.0	17.4	18.3	17.8	18.6	19.0
	4H	18.0	18.8	18.4	19.2	19.5	18.0	18.8	18.4	19.2	19.5
	6H	18.4	19.1	18.8	19.5	19.9	18.4	19.1	18.8	19.5	19.9
	8H	18.7	19.2	19.1	19.6	20.0	18.7	19.2	19.1	19.6	20.0
	12H	18.7	19.2	19.2	19.6	20.1	18.7	19.2	19.2	19.6	20.1
4H	2H	16.4	17.2	16.8	17.6	18.0	16.4	17.2	16.8	17.6	18.0
	3H	18.1	18.8	18.5	19.2	19.6	18.1	18.8	18.5	19.2	19.6
	4H	18.8	19.4	19.3	19.8	20.3	18.8	19.4	19.3	19.8	20.3
	6H	19.3	19.8	19.8	20.3	20.7	19.3	19.8	19.8	20.3	20.7
	8H	19.5	19.9	20.0	20.4	20.9	19.5	19.9	20.0	20.4	20.9
	12H	19.6	20.0	20.1	20.4	20.9	19.6	20.0	20.1	20.4	20.9
8H	4H	19.1	19.5	19.6	20.0	20.5	19.1	19.5	19.6	20.0	20.5
	6H	19.7	20.0	20.2	20.5	21.0	19.7	20.0	20.2	20.5	21.0
	8H	19.9	20.2	20.4	20.7	21.2	19.9	20.2	20.4	20.7	21.2
	12H	20.1	20.3	20.6	20.8	21.4	20.1	20.3	20.6	20.8	21.4
12H	4H	19.1	19.5	19.6	19.9	20.4	19.1	19.5	19.6	19.9	20.4
	6H	19.7	20.0	20.3	20.5	21.0	19.7	20.0	20.3	20.5	21.0
	8H	20.0	20.2	20.5	20.7	21.3	20.0	20.2	20.5	20.7	21.3

<b>Luminance table</b>	<b>Max. for <math>\gamma \geq 65^\circ</math></b>	<b>Photometric dimensions in mm: D = 82</b>
------------------------	---	---

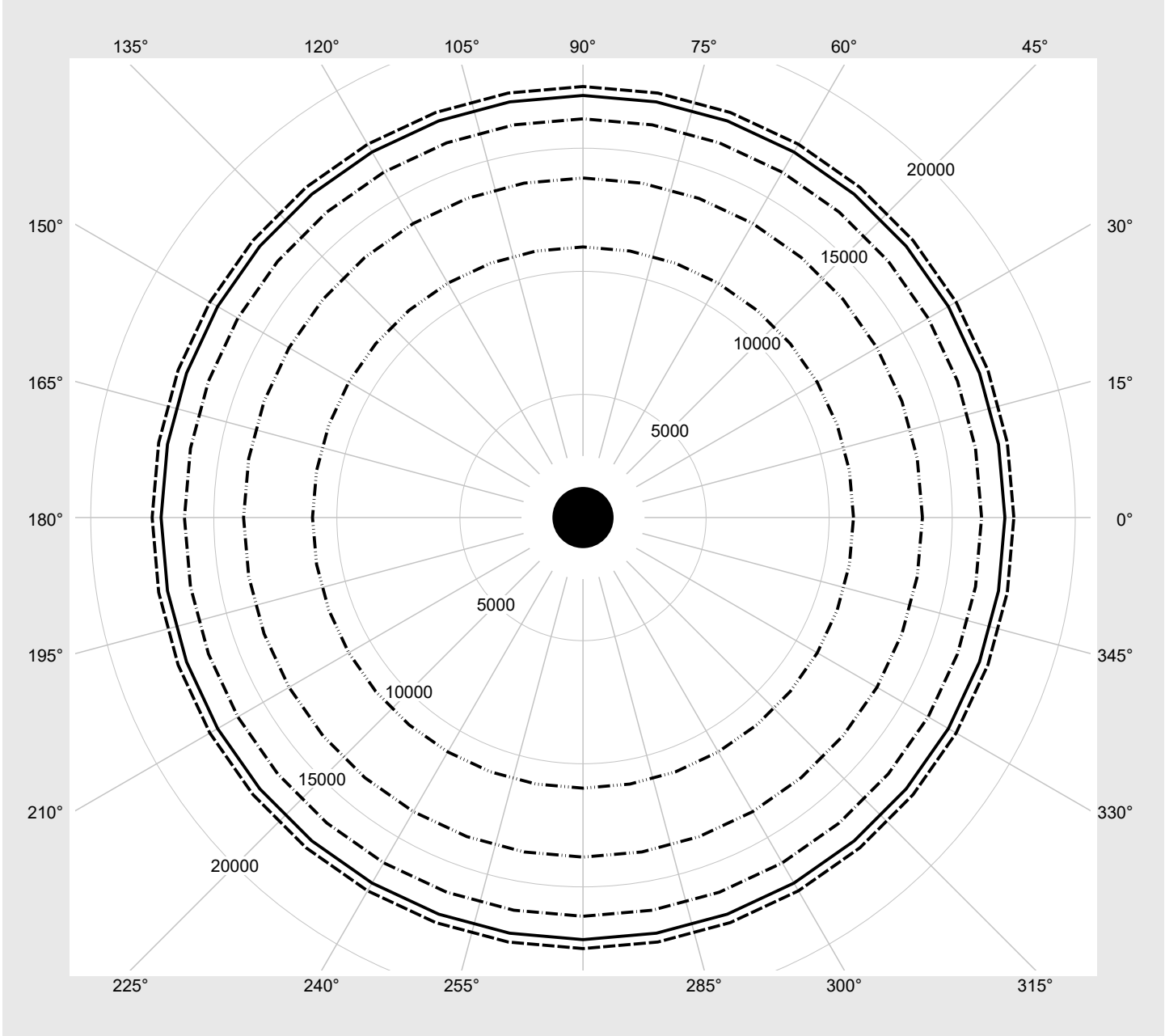
<b>C-planes</b>	<b>0°</b>
$\gamma$	<b>Luminance in cd/m<sup>2</sup></b>
45,0°	14903.7
50,0°	14438.9
55,0°	14824.1
60,0°	16047.6
65,0°	17142.7
70,0°	17506.1
75,0°	16194.5
80,0°	13791.4
85,0°	10991.1

**Photometric test report**

<b>Family</b> Spot 21 Performance	<b>Order number: 51SD13MB11B3B</b> <b>EAN: 4069025538437</b>	<b>LP number</b> 59943_7
--------------------------------------	---	-----------------------------



**Luminance values in cd/m<sup>2</sup>**      $\gamma$  65°      $\gamma$  70°      $\gamma$  75°      $\gamma$  80°      $\gamma$  85°



### Photometric test report

Family <b>Spot 21 Performance</b>	Order number: <b>51SD13MB11B3B</b> EAN: <b>4069025538437</b>	LP number <b>59943_7</b>
--------------------------------------	---	-----------------------------

<b>Multilumen Table</b>	environmental temperature: 25°C	<b>sITeco</b>
-------------------------	---------------------------------	---------------

DIP-Step	Switch Setting			Luminous flux [lm]	Power consumption [W]
	1	2	3		
0	OFF	OFF	OFF	4320	27.0
1	ON	OFF	OFF	4030	25.0
2	OFF	ON	OFF	3740	23.0
3	ON	ON	OFF	3450	21.0
4	OFF	OFF	ON	3150	19.1
5	ON	OFF	ON	2850	17.1
6	OFF	ON	ON	2540	15.2
7	ON	ON	ON	2230	13.4