
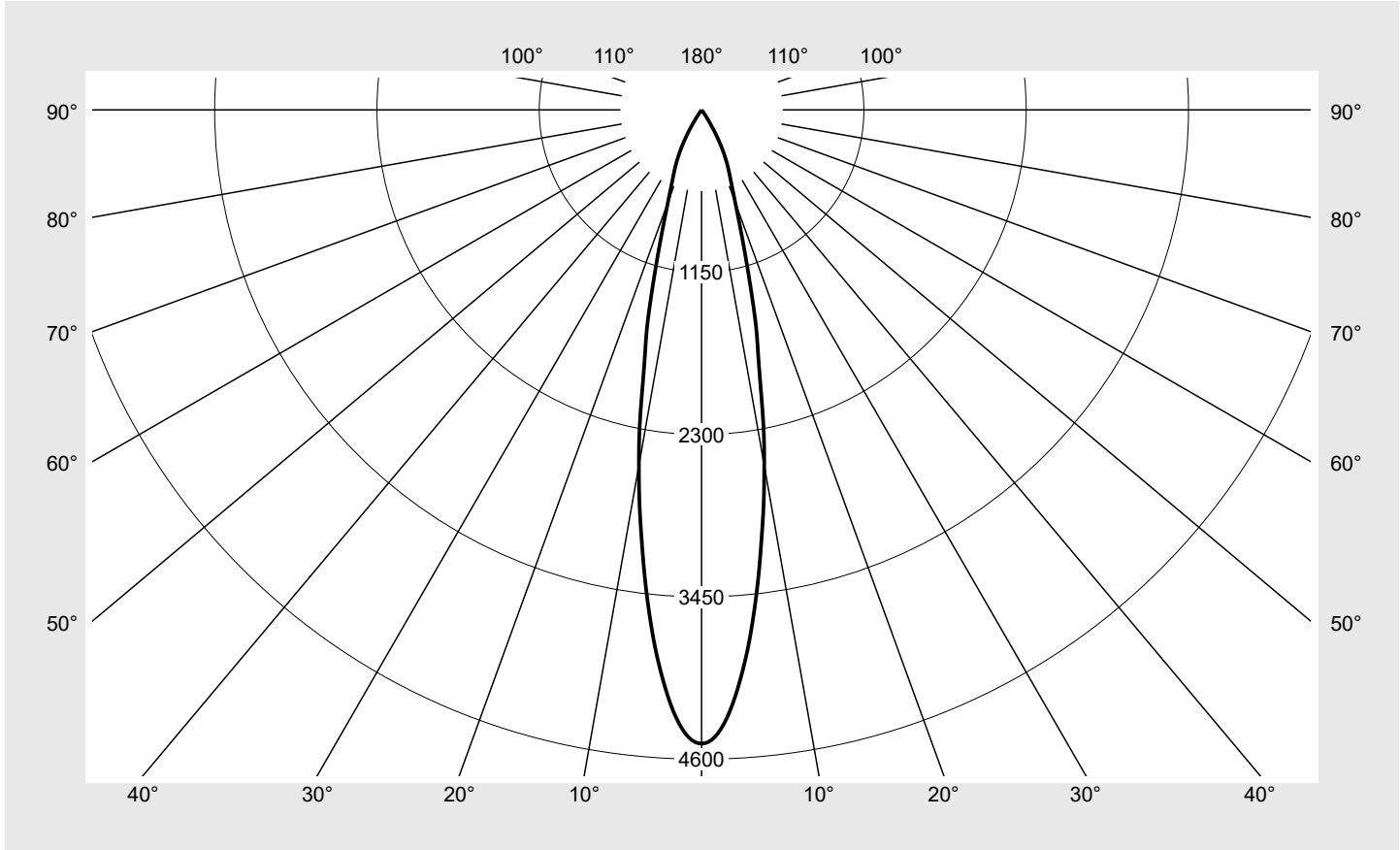


Photometric test report

Family Spot 21 Standard	Order number: 51SE12DB11A2C EAN: 4069025446800	LP number 59919_31
	Version housing, white, reflector, cover glass, transparent, narrow distribution Lamps LED 2700 K CRI ≥ 90 Controlgear ECG-DALI-Multilumen Setting factory setting: DIP-Step=7 Rated values Net luminous flux = 2780 lm Power consumption = 19.8 W Luminous efficacy = 140.4 lm/W	serial documentation 11.05.2026



Luminous intensity in cd/klm C180-0 **Imax: 4489 cd/klm**



Classifications	
DIN 5040	A 8 0
CIE	N1=96 N2=98 N3=100 N4=100 N5=100

Luminaire light output ratios	
η_{LB}	100.0%
ϕ_u	100.0%
ϕ_o	0.0%

Measurement conditions
DIN EN 13032 and DIN 5032

Photometric test report

Family Spot 21 Standard	Order number: 51SE12DB11A2C EAN: 4069025446800	LP number 59919_31
-----------------------------------	---	------------------------------

siteco

Table of values for luminous intensities	Maximum luminous intensity
---	-----------------------------------

C-planes	0°	Phi-zone	Total Phi-zone
γ	Luminous intensity in cd/klm		Luminous flux in lm/klm
0°	4489.5	1.1	1.1
1°	4458.6	8.5	9.6
2°	4362.9	16.7	26.3
3°	4213.2	24.2	50.5
4°	4022.2	30.8	81.3
5°	3808.9	36.4	117.7
6°	3568.3	40.9	158.6
7°	3317.2	44.3	202.9
8°	3058.8	46.7	249.6
9°	2814.7	48.3	297.9
10°	2557.1	48.7	346.6
11°	2304.4	48.2	394.8
12°	2017.1	46.0	440.8
13°	1784.0	44.0	484.8
14°	1604.7	42.6	527.3
15°	1395.8	126.6	653.9
20°	696.2	130.5	784.4
25°	435.5	100.9	885.3
30°	217.1	59.5	944.8
35°	31.8	10.0	954.8
40°	19.0	6.7	961.5
45°	15.4	6.0	967.4
50°	13.5	5.7	973.1
55°	12.4	5.6	978.7
60°	11.7	5.6	984.2
65°	10.6	5.3	989.5
70°	8.8	4.5	994.0
75°	6.2	3.3	997.3
80°	3.5	1.9	999.2
85°	1.5	0.8	1000.0
90°	0.0	0.0	1000.0

Photometric test report

Family Spot 21 Standard	Order number: 51SE12DB11A2C EAN: 4069025446800	LP number 59919_31
-----------------------------------	---	------------------------------

UGR-Table	Standard room	siteco
------------------	----------------------	---------------

Reflection factor of ceiling	0.7	0.7	0.5	0.5	0.3	0.7	0.7	0.5	0.5	0.3	
Reflection factor of walls	0.5	0.3	0.5	0.3	0.3	0.5	0.3	0.5	0.3	0.3	
Reflection factor of floor	0.2	0.2	0.2	0.2	0.2	0.2	0.2	0.2	0.2	0.2	
Room dimensions	View crosswise (C0)					View endwise (C90)					
x	y										
2H	2H	14.0	15.0	14.4	15.3	15.7	14.0	15.0	14.4	15.3	15.7
	3H	15.7	16.5	16.1	16.9	17.2	15.7	16.5	16.1	16.9	17.2
	4H	16.4	17.1	16.8	17.5	17.9	16.4	17.1	16.8	17.5	17.9
	6H	16.8	17.5	17.2	17.9	18.3	16.8	17.5	17.2	17.9	18.3
	8H	17.0	17.6	17.5	18.0	18.4	17.0	17.6	17.5	18.0	18.4
	12H	17.1	17.6	17.5	18.0	18.5	17.1	17.6	17.5	18.0	18.5
4H	2H	14.6	15.4	15.0	15.8	16.1	14.6	15.4	15.0	15.8	16.1
	3H	16.5	17.1	16.9	17.5	17.9	16.5	17.1	16.9	17.5	17.9
	4H	17.2	17.8	17.7	18.2	18.7	17.2	17.8	17.7	18.2	18.7
	6H	17.8	18.3	18.2	18.7	19.2	17.8	18.3	18.2	18.7	19.2
	8H	18.0	18.4	18.5	18.9	19.3	18.0	18.4	18.5	18.9	19.3
	12H	18.1	18.5	18.6	18.9	19.4	18.1	18.5	18.6	18.9	19.4
8H	4H	17.5	18.0	18.0	18.4	18.9	17.5	18.0	18.0	18.4	18.9
	6H	18.2	18.5	18.7	19.0	19.5	18.2	18.5	18.7	19.0	19.5
	8H	18.4	18.7	18.9	19.2	19.7	18.4	18.7	18.9	19.2	19.7
	12H	18.5	18.8	19.0	19.3	19.9	18.5	18.8	19.0	19.3	19.9
12H	4H	17.5	17.9	18.0	18.4	18.9	17.5	17.9	18.0	18.4	18.9
	6H	18.2	18.5	18.7	19.0	19.5	18.2	18.5	18.7	19.0	19.5
	8H	18.4	18.7	18.9	19.2	19.8	18.4	18.7	18.9	19.2	19.8

Luminance table	Max. for $\gamma \geq 65^\circ$	Photometric dimensions in mm: D = 82
------------------------	---	---

C-planes	0°
γ	Luminance in cd/m²
45°	11485.6
50°	11065.7
55°	11383.2
60°	12314.9
65°	13188.4
70°	13502.8
75°	12510.6
80°	10698.1
85°	9138.4

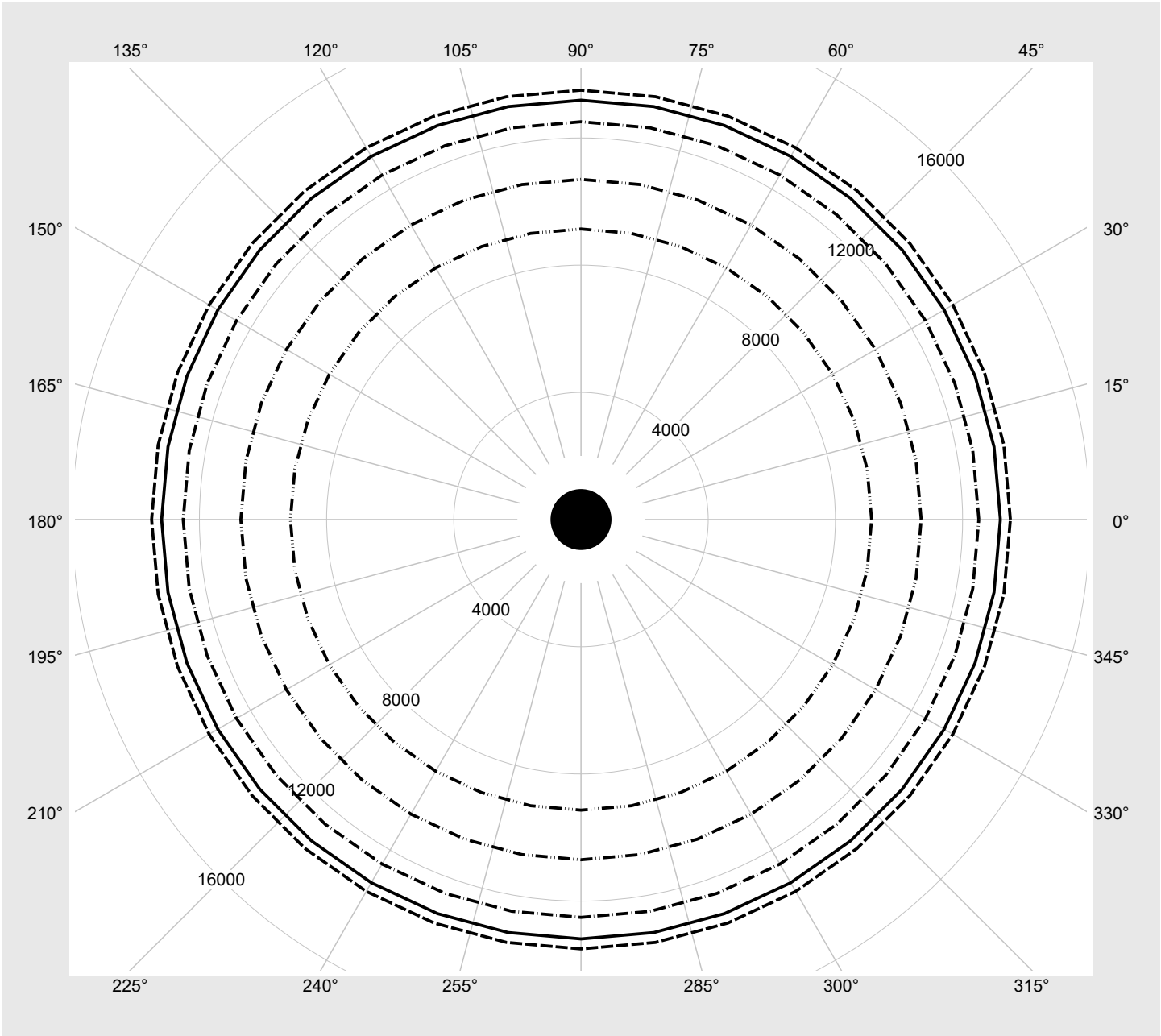
Photometric test report

Family Spot 21 Standard	Order number: 51SE12DB11A2C EAN: 4069025446800	LP number 59919_31
-----------------------------------	---	------------------------------




Luminance values in cd/m²

γ 65°
 γ 70°
 γ 75°
 γ 80°
 γ 85°



Photometric test report

Family Spot 21 Standard	Order number: 51SE12DB11A2C EAN: 4069025446800	LP number 59919_31
--	---	-------------------------------------

Multilumen Table	environmental temperature: 25°C	
-------------------------	---------------------------------	---

DIP-Step	Switch Setting				Luminous flux [lm]	Power consumption [W]
	1	2	3	4		
11	ON	OFF	ON	ON	3740	28.1
10	ON	OFF	ON	OFF	3510	25.9
9	ON	OFF	OFF	ON	3270	23.8
8	ON	OFF	OFF	OFF	3020	21.7
7	OFF	ON	ON	ON	2780	19.8
6	OFF	ON	ON	OFF	2520	17.7
5	OFF	ON	OFF	ON	2260	15.7
4	OFF	ON	OFF	OFF	2000	13.8
3	OFF	OFF	ON	ON	1720	11.7
2	OFF	OFF	ON	OFF	1450	9.9
1	OFF	OFF	OFF	ON	1160	8.1
0	OFF	OFF	OFF	OFF	870	6.2