
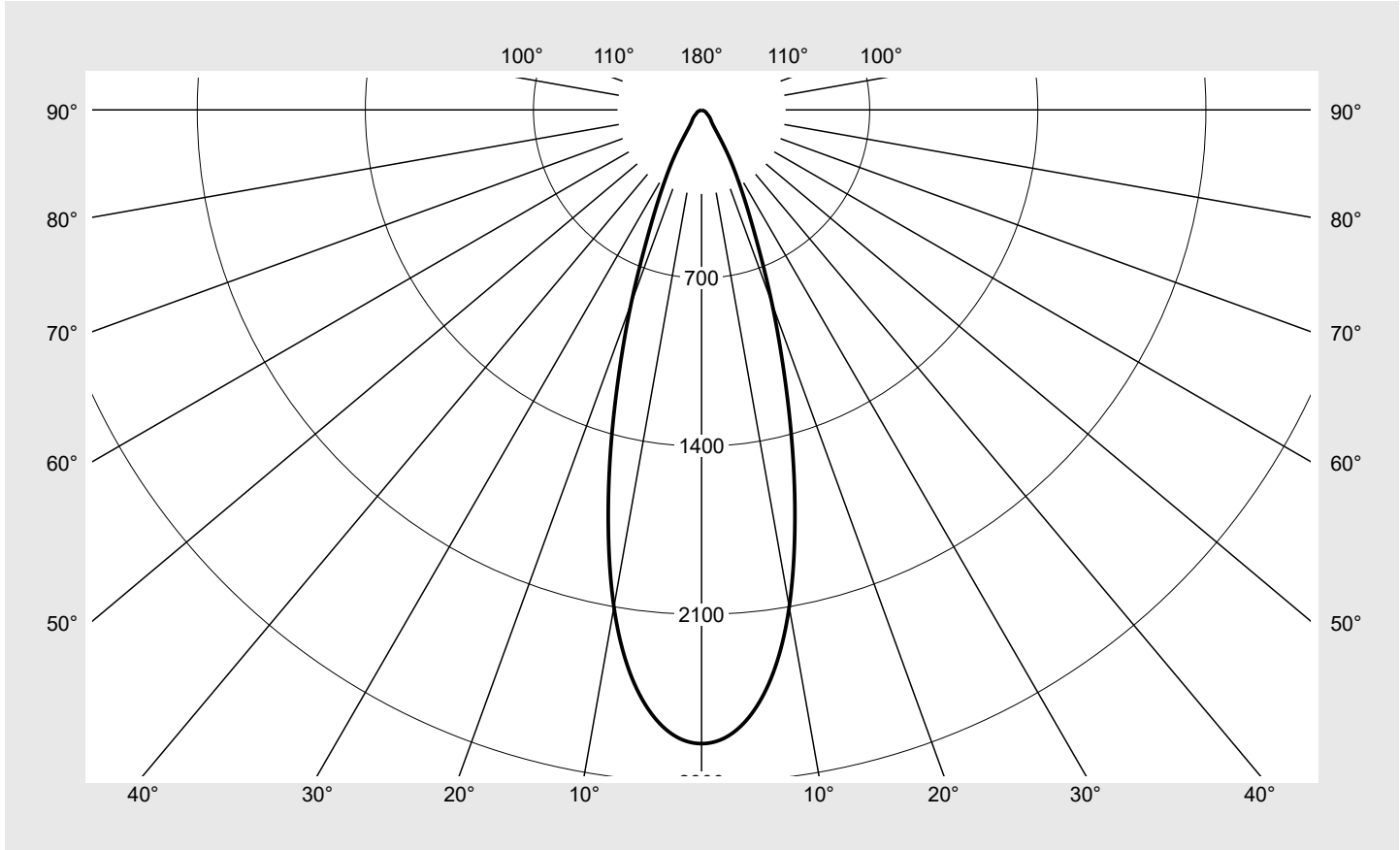


Photometric test report

Family Spot 21 Standard	Order number: 51SE13DA2CB2C EAN: 4069025446930	LP number 59938_14
	Version housing, white, reflector, lens PMMA, wide distribution Lamps LED 3000 K CRI ≥ 90 Controlgear ECG-DALI-Multilumen Setting factory setting: DIP-Step=5 Rated values Net luminous flux = 2220 lm Power consumption = 15.6 W Luminous efficacy = 142.3 lm/W	serial documentation 11.05.2026



Luminous intensity in cd/klm C180-0 **Imax: 2638 cd/klm**



Classifications	
DIN 5040	A 8 0
CIE	N1=92 N2=98 N3=100 N4=100 N5=100

Luminaire light output ratios	
η_{LB}	100.0%
ϕ_u	100.0%
ϕ_o	0.0%

Measurement conditions
DIN EN 13032 and DIN 5032

Photometric test report

Family Spot 21 Standard	Order number: 51SE13DA2CB2C EAN: 4069025446930	LP number 59938_14
-----------------------------------	---	------------------------------

sitEco

Table of values for luminous intensities	Maximum luminous intensity
---	-----------------------------------

C-planes	0°	Phi-zone	Total Phi-zone
γ	Luminous intensity in cd/klm	Luminous flux in lm/klm	
0,0°	2638.3	3.9	3.9
2,5°	2607.2	31.2	35.1
5,0°	2509.4	60.0	95.1
7,5°	2342.7	83.8	178.9
10,0°	2101.4	100.0	278.9
12,5°	1793.5	106.4	385.4
15,0°	1462.2	103.7	489.1
17,5°	1137.7	93.8	582.9
20,0°	857.0	80.4	663.2
22,5°	616.7	64.7	727.9
25,0°	449.1	52.0	780.0
27,5°	328.3	41.6	821.5
30,0°	236.7	32.4	854.0
32,5°	154.3	22.7	876.7
35,0°	101.7	16.0	892.7
37,5°	76.7	12.8	905.5
40,0°	64.2	11.3	916.8
42,5°	57.3	10.6	927.4
45,0°	51.1	9.9	937.3
47,5°	44.6	9.0	946.3
50,0°	37.9	8.0	954.3
52,5°	31.6	6.9	961.2
55,0°	26.8	6.0	967.2
57,5°	24.1	5.6	972.7
60,0°	21.5	5.1	977.8
62,5°	18.8	4.6	982.4
65,0°	15.7	3.9	986.3
67,5°	12.6	3.2	989.5
70,0°	10.1	2.6	992.1
72,5°	8.3	2.2	994.3
75,0°	6.8	1.8	996.1
77,5°	5.4	1.5	997.5
80,0°	4.1	1.1	998.7
82,5°	2.8	0.8	999.4
85,0°	1.6	0.4	999.9
87,5°	0.5	0.1	1000.0
90,0°	0.0	0.0	1000.0

Photometric test report

Family Spot 21 Standard	Order number: 51SE13DA2CB2C EAN: 4069025446930	LP number 59938_14
-----------------------------------	---	------------------------------

UGR-Table	Standard room	siteco
------------------	----------------------	---------------

Reflection factor of ceiling	0.7	0.7	0.5	0.5	0.3	0.7	0.7	0.5	0.5	0.3	
Reflection factor of walls	0.5	0.3	0.5	0.3	0.3	0.5	0.3	0.5	0.3	0.3	
Reflection factor of floor	0.2	0.2	0.2	0.2	0.2	0.2	0.2	0.2	0.2	0.2	
Room dimensions	View crosswise (C0)					View endwise (C90)					
x	y										
2H	2H	20.2	21.3	20.5	21.6	21.9	20.2	21.3	20.5	21.6	21.9
	3H	20.8	21.8	21.2	22.1	22.4	20.8	21.8	21.2	22.1	22.4
	4H	21.0	21.9	21.4	22.3	22.6	21.0	21.9	21.4	22.3	22.6
	6H	21.3	22.0	21.7	22.4	22.8	21.3	22.0	21.7	22.4	22.8
	8H	21.4	22.0	21.8	22.4	22.8	21.4	22.0	21.8	22.4	22.8
	12H	21.4	22.0	21.9	22.4	22.8	21.4	22.0	21.9	22.4	22.8
4H	2H	20.5	21.3	20.9	21.7	22.0	20.5	21.3	20.9	21.7	22.0
	3H	21.2	21.9	21.6	22.3	22.7	21.2	21.9	21.6	22.3	22.7
	4H	21.5	22.1	22.0	22.6	23.0	21.5	22.1	22.0	22.6	23.0
	6H	21.8	22.3	22.3	22.7	23.2	21.8	22.3	22.3	22.7	23.2
	8H	21.9	22.3	22.4	22.8	23.3	21.9	22.3	22.4	22.8	23.3
	12H	22.0	22.3	22.5	22.8	23.3	22.0	22.3	22.5	22.8	23.3
8H	4H	21.6	22.1	22.1	22.5	23.0	21.6	22.1	22.1	22.5	23.0
	6H	22.0	22.3	22.5	22.8	23.3	22.0	22.3	22.5	22.8	23.3
	8H	22.1	22.4	22.6	22.9	23.4	22.1	22.4	22.6	22.9	23.4
	12H	22.2	22.4	22.7	22.9	23.5	22.2	22.4	22.7	22.9	23.5
12H	4H	21.6	22.0	22.1	22.5	23.0	21.6	22.0	22.1	22.5	23.0
	6H	22.0	22.3	22.5	22.8	23.3	22.0	22.3	22.5	22.8	23.3
	8H	22.1	22.4	22.6	22.9	23.4	22.1	22.4	22.6	22.9	23.4

Luminance table	Max. for $\gamma \geq 65^\circ$	Photometric dimensions in mm: D = 62
------------------------	---	---

C-planes	0°
γ	Luminance in cd/m²
45,0°	53129.9
50,0°	43403.1
55,0°	34357.6
60,0°	31589.6
65,0°	27245.5
70,0°	21796.2
75,0°	19390.4
80,0°	17425.3
85,0°	13549.7

Photometric test report

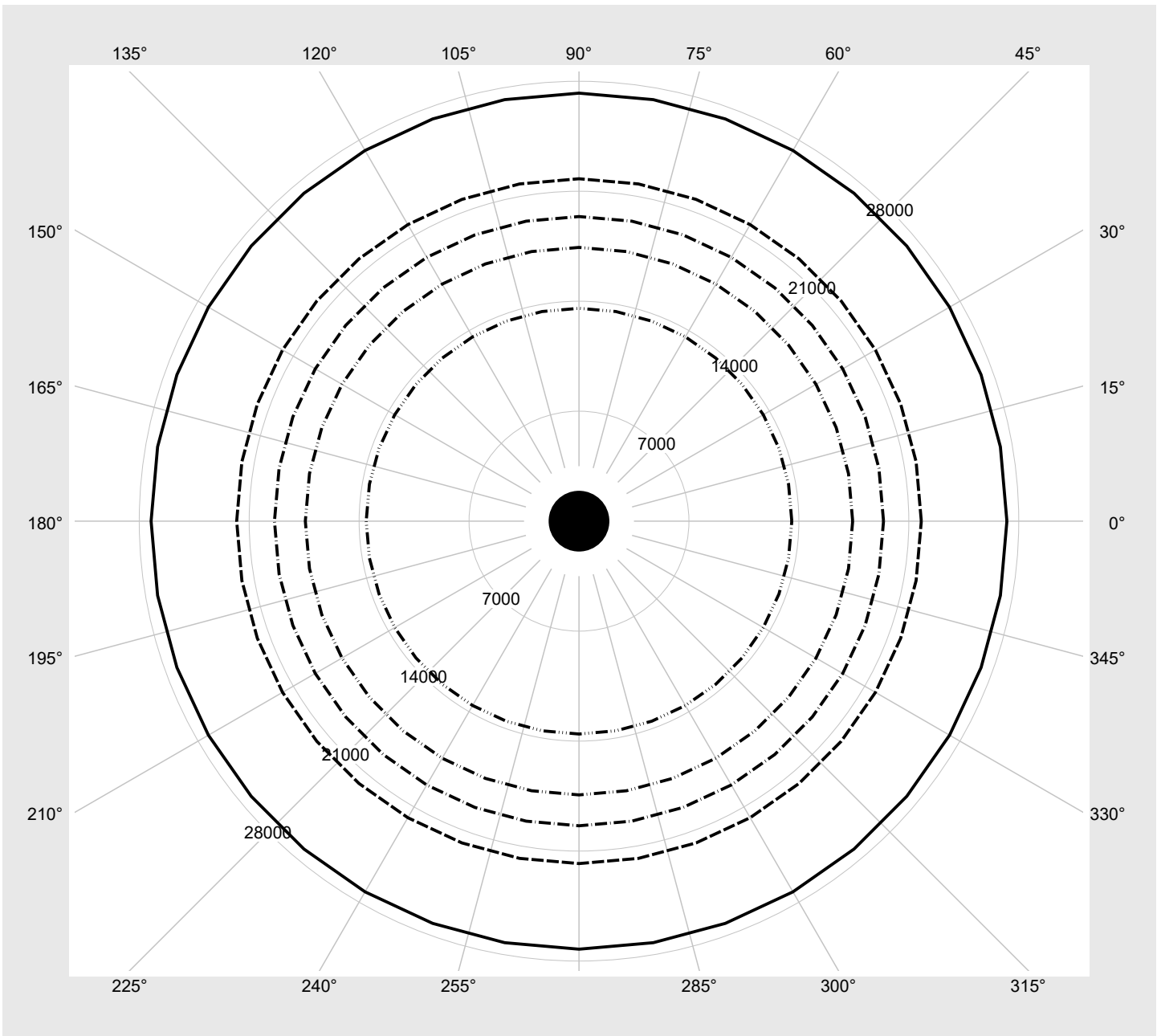
Family
Spot 21 Standard

Order number: 51SE13DA2CB2C
EAN: 4069025446930

LP number
59938_14

Luminance values in cd/m²

γ 65°
 γ 70°
 γ 75°
 γ 80°
 γ 85°



Photometric test report

Family Spot 21 Standard	Order number: 51SE13DA2CB2C EAN: 4069025446930	LP number 59938_14
-----------------------------------	---	------------------------------

Multilumen Table	environmental temperature: 25°C	sITeco
-------------------------	---------------------------------	---------------

DIP-Step	Switch Setting				Luminous flux [lm]	Power consumption [W]
	1	2	3	4		
11	ON	OFF	ON	ON	3660	28.0
10	ON	OFF	ON	OFF	3430	25.9
9	ON	OFF	OFF	ON	3200	23.7
8	ON	OFF	OFF	OFF	2960	21.6
7	OFF	ON	ON	ON	2720	19.8
6	OFF	ON	ON	OFF	2470	17.7
5	OFF	ON	OFF	ON	2220	15.6
4	OFF	ON	OFF	OFF	1960	13.8
3	OFF	OFF	ON	ON	1690	11.7
2	OFF	OFF	ON	OFF	1420	9.9
1	OFF	OFF	OFF	ON	1140	8.1
0	OFF	OFF	OFF	OFF	860	6.2