
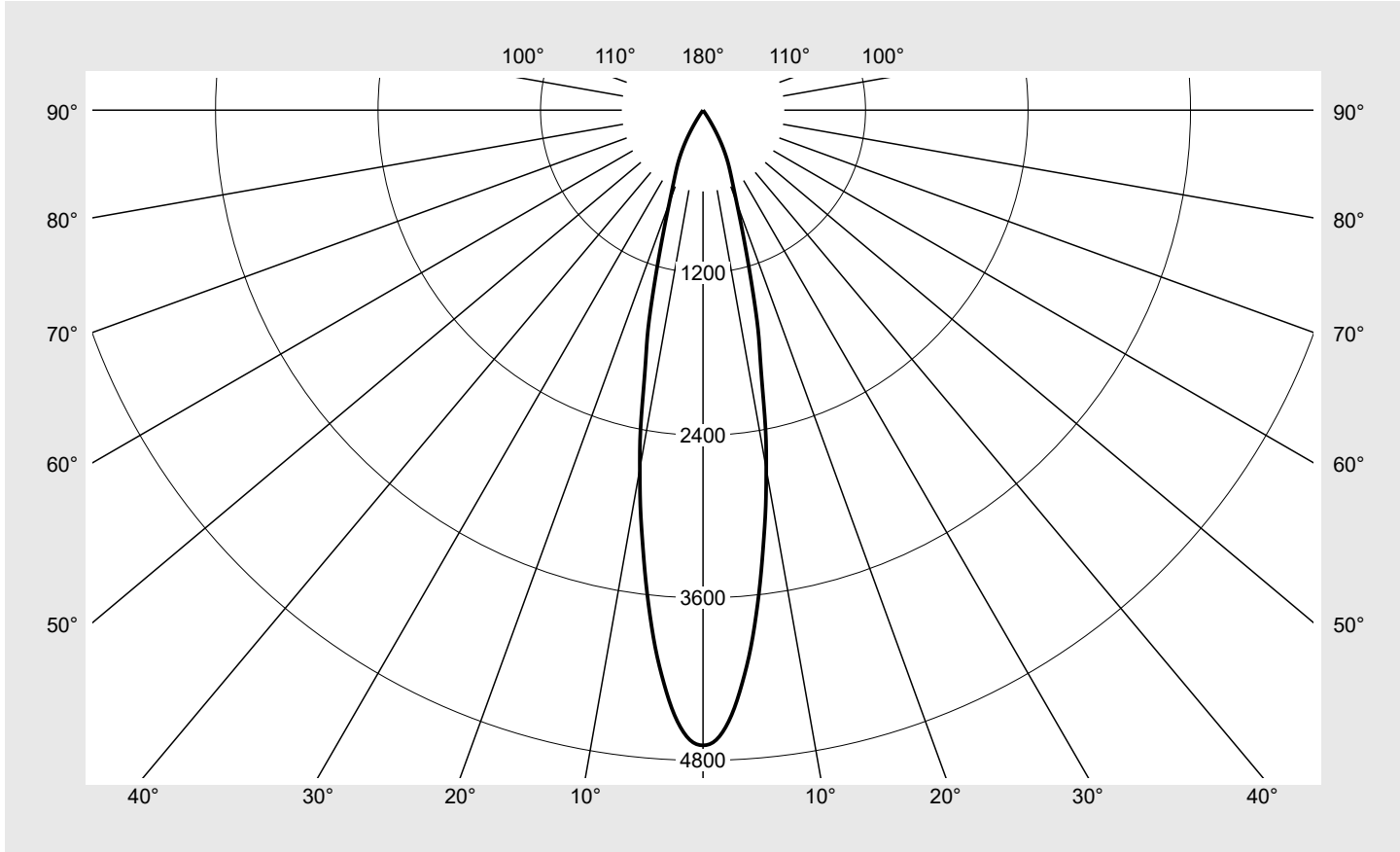


# Photometric test report

<b>Family</b> <b>Spot 21 Standard</b>	<b>Order number: 51SE32DB11B2C</b> <b>EAN: 4069025447302</b>	<b>LP number</b> <b>59932_31</b>
	<b>Version</b> housing, black, reflector, cover glass, transparent, narrow distribution <b>Lamps</b> LED 3000 K   CRI ≥ 90 <b>Controlgear</b> ECG-DALI-Multilumen <b>Setting</b> factory setting: DIP-Step=7 <b>Rated values</b> Net luminous flux = 2800 lm Power consumption = 19.8 W Luminous efficacy = 141.4 lm/W	<b>serial documentation</b> <b>11.05.2026</b>



**Luminous intensity in cd/klm** C180-0 **Imax: 4689 cd/klm**



Classifications	
DIN 5040	A 8 0
CIE	N1=100 N2=100 N3=100 N4=100 N5=100

Luminaire light output ratios	
$\eta_{LB}$	100.0%
$\phi_u$	100.0%
$\phi_o$	0.0%

**Measurement conditions**  
DIN EN 13032 and DIN 5032

## Photometric test report

<b>Family</b> Spot 21 Standard	<b>Order number: 51SE32DB11B2C</b> <b>EAN: 4069025447302</b>	<b>LP number</b> 59932_31
-----------------------------------	---	------------------------------

**sITeco**

<b>Table of values for luminous intensities</b>	<b>Maximum luminous intensity</b>
---	-----------------------------------

C-planes	0°	Phi-zone	Total Phi-zone
$\gamma$	Luminous intensity in cd/klm	Luminous flux in lm/klm	
0°	4689.0	1.1	1.1
1°	4662.7	8.9	10.0
2°	4570.2	17.5	27.5
3°	4419.7	25.4	52.9
4°	4221.2	32.3	85.2
5°	4002.2	38.3	123.4
6°	3748.8	43.0	166.4
7°	3484.3	46.6	213.0
8°	3214.3	49.1	262.0
9°	2959.0	50.8	312.8
10°	2688.0	51.2	364.0
11°	2425.9	50.8	414.7
12°	2119.1	48.3	463.1
13°	1876.2	46.3	509.3
14°	1687.1	44.8	554.1
15°	1466.8	133.0	687.1
20°	726.5	136.2	823.3
25°	445.9	103.3	926.6
30°	219.5	60.2	986.8
35°	21.0	6.6	993.4
40°	7.3	2.6	995.9
45°	3.6	1.4	997.3
50°	2.0	0.8	998.2
55°	1.5	0.7	998.9
60°	1.1	0.5	999.4
65°	0.7	0.4	999.7
70°	0.4	0.2	999.9
75°	0.1	0.1	1000.0
80°	0.0	0.0	1000.0
85°	0.0	0.0	1000.0
90°	0.0	0.0	1000.0

## Photometric test report

Family Spot 21 Standard	Order number: 51SE32DB11B2C EAN: 4069025447302	LP number 59932_31
----------------------------	---	-----------------------

UGR-Table		Standard room									
Reflection factor of ceiling	0.7	0.7	0.5	0.5	0.3	0.7	0.7	0.5	0.5	0.3	
Reflection factor of walls	0.5	0.3	0.5	0.3	0.3	0.5	0.3	0.5	0.3	0.3	
Reflection factor of floor	0.2	0.2	0.2	0.2	0.2	0.2	0.2	0.2	0.2	0.2	
Room dimensions		View crosswise (C0)					View endwise (C90)				
x	y										
2H	2H	9.9	10.8	10.3	11.2	11.5	9.9	10.8	10.3	11.2	11.5
	3H	9.8	10.6	10.2	10.9	11.3	9.8	10.6	10.2	10.9	11.3
	4H	9.7	10.4	10.1	10.7	11.1	9.7	10.4	10.1	10.7	11.1
	6H	9.5	10.2	10.0	10.6	11.0	9.5	10.2	10.0	10.6	11.0
	8H	9.6	10.1	10.0	10.5	10.9	9.6	10.1	10.0	10.5	10.9
	12H	9.5	10.0	10.0	10.4	10.8	9.5	10.0	10.0	10.4	10.8
4H	2H	9.7	10.4	10.1	10.7	11.1	9.7	10.4	10.1	10.7	11.1
	3H	9.5	10.1	9.9	10.4	10.9	9.5	10.1	9.9	10.4	10.9
	4H	9.3	9.9	9.8	10.3	10.7	9.3	9.9	9.8	10.3	10.7
	6H	9.2	9.7	9.6	10.1	10.6	9.2	9.7	9.6	10.1	10.6
	8H	9.2	9.5	9.6	10.0	10.5	9.2	9.5	9.6	10.0	10.5
	12H	9.1	9.4	9.6	9.9	10.4	9.1	9.4	9.6	9.9	10.4
8H	4H	9.2	9.6	9.6	10.0	10.5	9.2	9.6	9.6	10.0	10.5
	6H	9.0	9.3	9.5	9.8	10.3	9.0	9.3	9.5	9.8	10.3
	8H	8.9	9.2	9.4	9.7	10.2	8.9	9.2	9.4	9.7	10.2
	12H	8.8	9.1	9.3	9.6	10.2	8.8	9.1	9.3	9.6	10.2
12H	4H	9.1	9.4	9.6	9.9	10.4	9.1	9.4	9.6	9.9	10.4
	6H	8.9	9.2	9.4	9.7	10.2	8.9	9.2	9.4	9.7	10.2
	8H	8.8	9.1	9.3	9.6	10.2	8.8	9.1	9.3	9.6	10.2

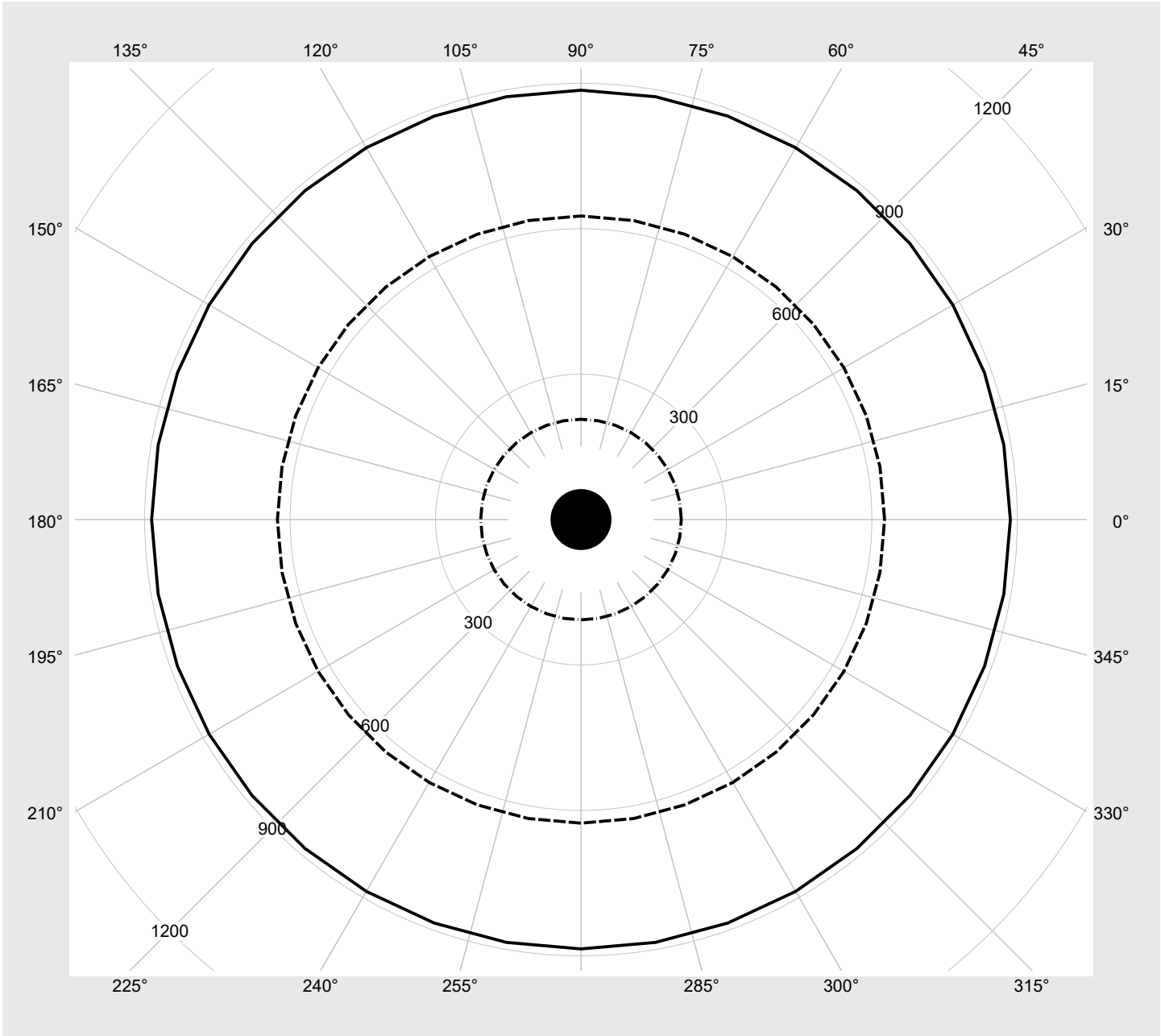
<b>Luminance table</b>	Max. for $\gamma \geq 65^\circ$	Photometric dimensions in mm: D = 82
------------------------	---------------------------------	--------------------------------------

C-planes	$0^\circ$
$\gamma$	Luminance in cd/m <sup>2</sup>
45°	2723.3
50°	1664.5
55°	1398.6
60°	1177.0
65°	885.7
70°	626.3
75°	206.9
80°	0.0
85°	0.0

**Photometric test report**

<b>Family</b> Spot 21 Standard	<b>Order number: 51SE32DB11B2C</b> <b>EAN: 4069025447302</b>	<b>LP number</b> 59932_31
-----------------------------------	---	------------------------------

**Luminance values in cd/m<sup>2</sup>**       $\gamma$  65°      $\gamma$  70°      $\gamma$  75°      $\gamma$  80°      $\gamma$  85°



### Photometric test report

<b>Family</b> <b>Spot 21 Standard</b>	<b>Order number: 51SE32DB11B2C</b> <b>EAN: 4069025447302</b>	<b>LP number</b> <b>59932_31</b>
--	---	-------------------------------------

<b>Multilumen Table</b>	environmental temperature: 25°C	
-------------------------	---------------------------------	---

DIP-Step	Switch Setting				Luminous flux [lm]	Power consumption [W]
	1	2	3	4		
11	ON	OFF	ON	ON	3770	28.1
10	ON	OFF	ON	OFF	3540	25.9
9	ON	OFF	OFF	ON	3300	23.8
8	ON	OFF	OFF	OFF	3050	21.7
7	OFF	ON	ON	ON	2800	19.8
6	OFF	ON	ON	OFF	2540	17.7
5	OFF	ON	OFF	ON	2280	15.7
4	OFF	ON	OFF	OFF	2010	13.8
3	OFF	OFF	ON	ON	1740	11.7
2	OFF	OFF	ON	OFF	1460	9.9
1	OFF	OFF	OFF	ON	1170	8.1
0	OFF	OFF	OFF	OFF	870	6.2