
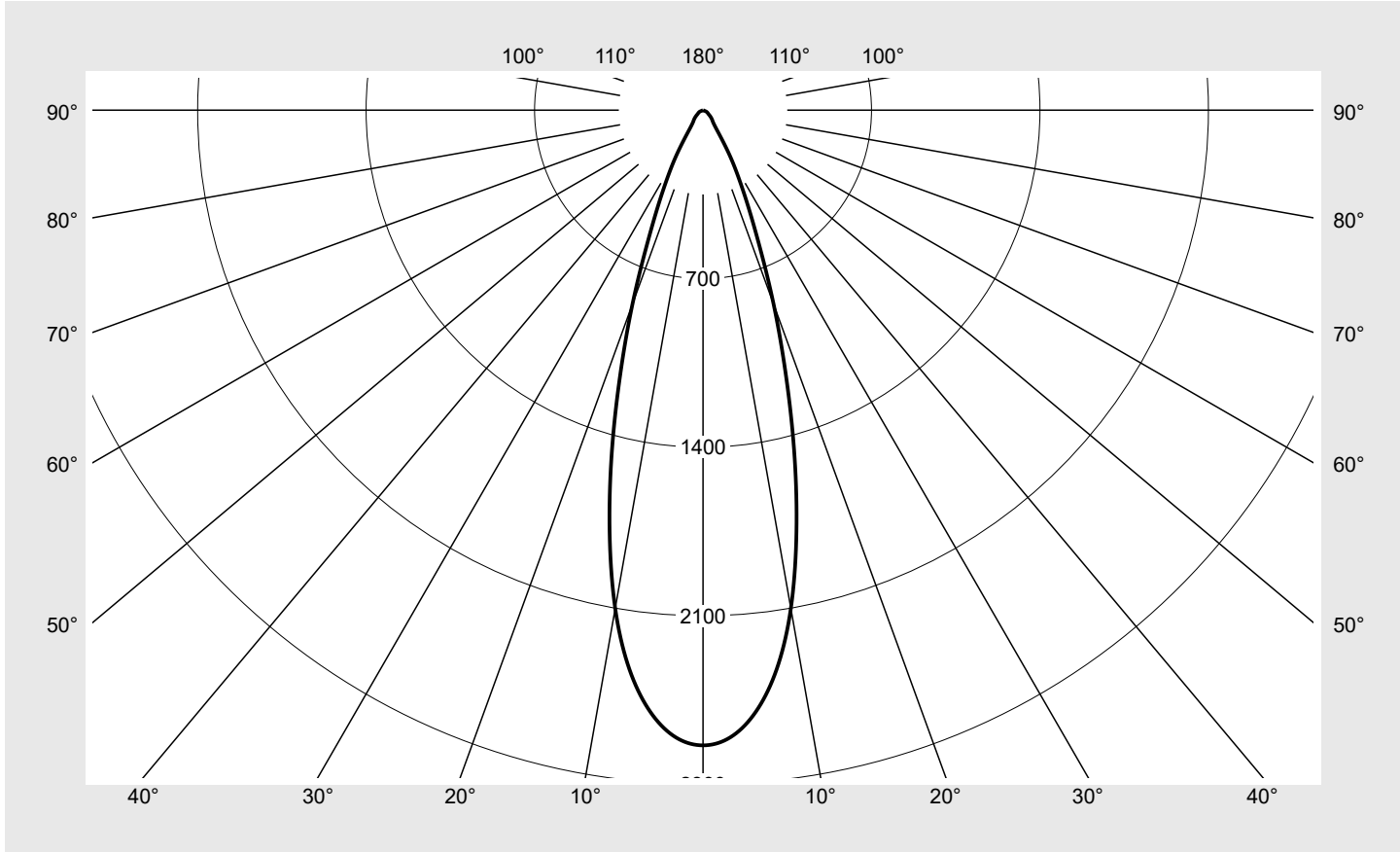


Photometric test report

Family Spot 21 Standard	Order number: 51SE33DA2DD2C EAN: 4069025447449	LP number 59940_16
	Version housing, black, reflector, lens PMMA, wide distribution Lamps LED 4000 K CRI ≥ 90 Controlgear ECG-DALI-Multilumen Setting factory setting: DIP-Step=5 Rated values Net luminous flux = 2160 lm Power consumption = 15.6 W Luminous efficacy = 138.5 lm/W	serial documentation 11.05.2026



Luminous intensity in cd/klm C180-0 **Imax: 2638 cd/klm**



Classifications	
DIN 5040	A 8 0
CIE	N1=92 N2=98 N3=100 N4=100 N5=100

Luminaire light output ratios	
η_{LB}	100.0%
ϕ_u	100.0%
ϕ_o	0.0%

Measurement conditions
DIN EN 13032 and DIN 5032

Photometric test report

Family Spot 21 Standard	Order number: 51SE33DA2DD2C EAN: 4069025447449	LP number 59940_16
-----------------------------------	---	------------------------------

siteco

Table of values for luminous intensities	Maximum luminous intensity
---	-----------------------------------

C-planes	0°	Phi-zone	Total Phi-zone
γ	Luminous intensity in cd/klm		Luminous flux in lm/klm
0,0°	2638.3	3.9	3.9
2,5°	2607.2	31.2	35.1
5,0°	2509.4	60.0	95.1
7,5°	2342.7	83.8	178.9
10,0°	2101.4	100.0	278.9
12,5°	1793.5	106.4	385.4
15,0°	1462.2	103.7	489.1
17,5°	1137.7	93.8	582.9
20,0°	857.0	80.4	663.2
22,5°	616.7	64.7	727.9
25,0°	449.1	52.0	780.0
27,5°	328.3	41.6	821.5
30,0°	236.7	32.4	854.0
32,5°	154.3	22.7	876.7
35,0°	101.7	16.0	892.7
37,5°	76.7	12.8	905.5
40,0°	64.2	11.3	916.8
42,5°	57.3	10.6	927.4
45,0°	51.1	9.9	937.3
47,5°	44.6	9.0	946.3
50,0°	37.9	8.0	954.3
52,5°	31.6	6.9	961.2
55,0°	26.8	6.0	967.2
57,5°	24.1	5.6	972.7
60,0°	21.5	5.1	977.8
62,5°	18.8	4.6	982.4
65,0°	15.7	3.9	986.3
67,5°	12.6	3.2	989.5
70,0°	10.1	2.6	992.1
72,5°	8.3	2.2	994.3
75,0°	6.8	1.8	996.1
77,5°	5.4	1.5	997.5
80,0°	4.1	1.1	998.7
82,5°	2.8	0.8	999.4
85,0°	1.6	0.4	999.9
87,5°	0.5	0.1	1000.0
90,0°	0.0	0.0	1000.0

Photometric test report

Family Spot 21 Standard	Order number: 51SE33DA2DD2C EAN: 4069025447449	LP number 59940_16
-----------------------------------	---	------------------------------

UGR-Table		Standard room									
Reflection factor of ceiling	0.7	0.7	0.5	0.5	0.3	0.7	0.7	0.5	0.5	0.3	
Reflection factor of walls	0.5	0.3	0.5	0.3	0.3	0.5	0.3	0.5	0.3	0.3	
Reflection factor of floor	0.2	0.2	0.2	0.2	0.2	0.2	0.2	0.2	0.2	0.2	
Room dimensions		View crosswise (C0)					View endwise (C90)				
x	y										
2H	2H	20.1	21.2	20.5	21.5	21.8	20.1	21.2	20.5	21.5	21.8
	3H	20.7	21.7	21.1	22.0	22.4	20.7	21.7	21.1	22.0	22.4
	4H	21.0	21.8	21.4	22.2	22.5	21.0	21.8	21.4	22.2	22.5
	6H	21.2	21.9	21.6	22.3	22.7	21.2	21.9	21.6	22.3	22.7
	8H	21.3	21.9	21.7	22.3	22.7	21.3	21.9	21.7	22.3	22.7
	12H	21.3	21.9	21.8	22.3	22.7	21.3	21.9	21.8	22.3	22.7
4H	2H	20.4	21.2	20.8	21.6	22.0	20.4	21.2	20.8	21.6	22.0
	3H	21.1	21.8	21.5	22.2	22.6	21.1	21.8	21.5	22.2	22.6
	4H	21.4	22.0	21.9	22.5	22.9	21.4	22.0	21.9	22.5	22.9
	6H	21.7	22.2	22.2	22.7	23.1	21.7	22.2	22.2	22.7	23.1
	8H	21.8	22.2	22.3	22.7	23.2	21.8	22.2	22.3	22.7	23.2
	12H	21.9	22.2	22.4	22.7	23.2	21.9	22.2	22.4	22.7	23.2
8H	4H	21.5	22.0	22.0	22.4	22.9	21.5	22.0	22.0	22.4	22.9
	6H	21.9	22.2	22.4	22.7	23.2	21.9	22.2	22.4	22.7	23.2
	8H	22.0	22.3	22.5	22.8	23.3	22.0	22.3	22.5	22.8	23.3
	12H	22.1	22.3	22.6	22.8	23.4	22.1	22.3	22.6	22.8	23.4
12H	4H	21.5	21.9	22.0	22.4	22.9	21.5	21.9	22.0	22.4	22.9
	6H	21.9	22.2	22.4	22.7	23.2	21.9	22.2	22.4	22.7	23.2
	8H	22.0	22.3	22.5	22.8	23.3	22.0	22.3	22.5	22.8	23.3

Luminance table	Max. for $\gamma \geq 65^\circ$	Photometric dimensions in mm: D = 62
------------------------	---------------------------------	--------------------------------------

C-planes	0°
γ	Luminance in cd/m ²
45,0°	51694.0
50,0°	42230.1
55,0°	33429.0
60,0°	30735.8
65,0°	26509.2
70,0°	21207.1
75,0°	18866.3
80,0°	16954.3
85,0°	13183.5

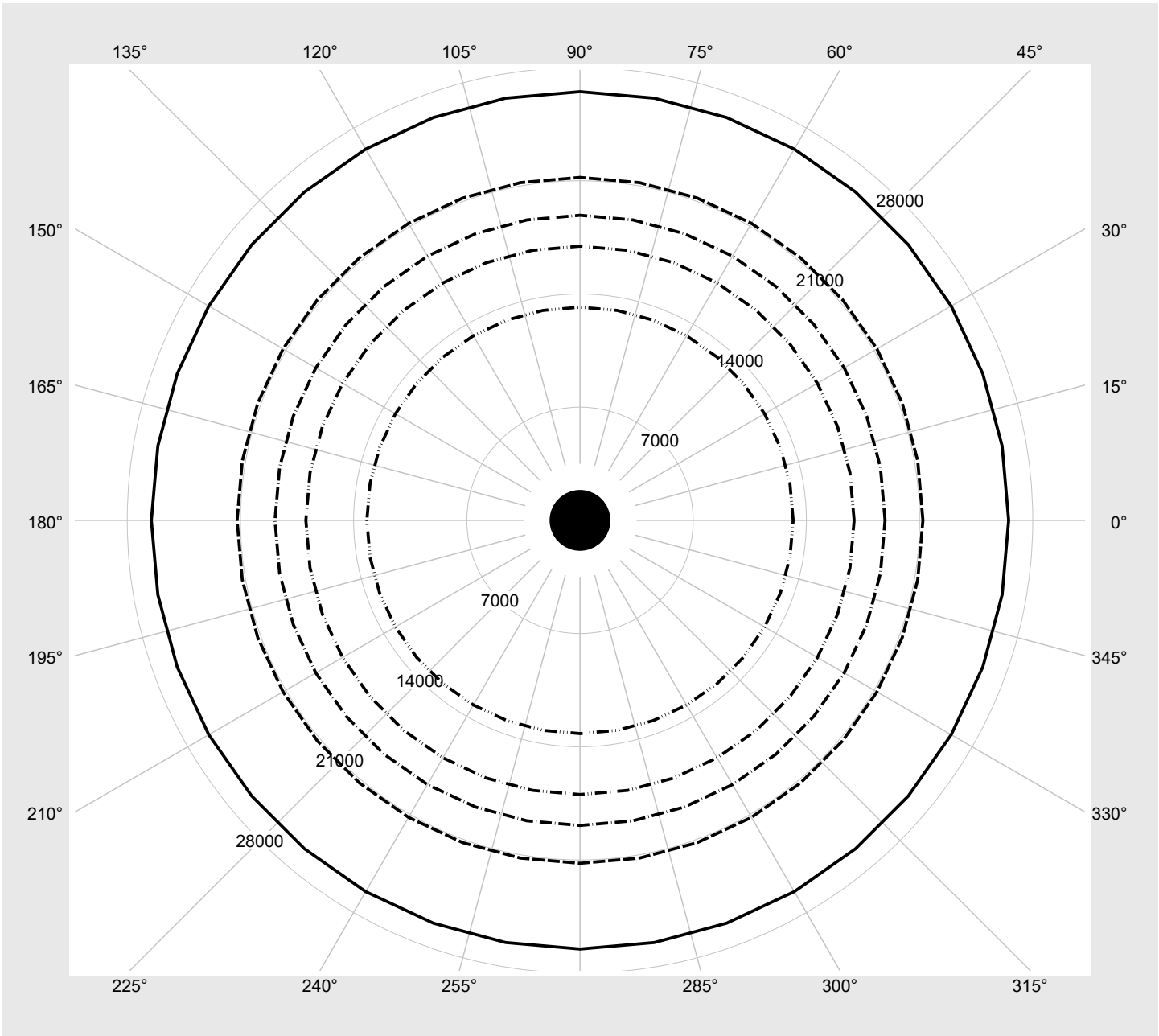
Photometric test report

Family
Spot 21 Standard

Order number: 51SE33DA2DD2C
EAN: 4069025447449

LP number
59940_16

Luminance values in cd/m² γ 65° γ 70° γ 75° γ 80° γ 85° **siteco**



Photometric test report

Family Spot 21 Standard	Order number: 51SE33DA2DD2C EAN: 4069025447449	LP number 59940_16
--	---	-------------------------------------

Multilumen Table	environmental temperature: 25°C	
-------------------------	---------------------------------	---

DIP-Step	Switch Setting				Luminous flux [lm]	Power consumption [W]
	1	2	3	4		
11	ON	OFF	ON	ON	3570	28.0
10	ON	OFF	ON	OFF	3350	25.8
9	ON	OFF	OFF	ON	3120	23.7
8	ON	OFF	OFF	OFF	2890	21.6
7	OFF	ON	ON	ON	2650	19.8
6	OFF	ON	ON	OFF	2410	17.7
5	OFF	ON	OFF	ON	2160	15.6
4	OFF	ON	OFF	OFF	1910	13.8
3	OFF	OFF	ON	ON	1650	11.7
2	OFF	OFF	ON	OFF	1390	9.9
1	OFF	OFF	OFF	ON	1110	8.0
0	OFF	OFF	OFF	OFF	840	6.2