
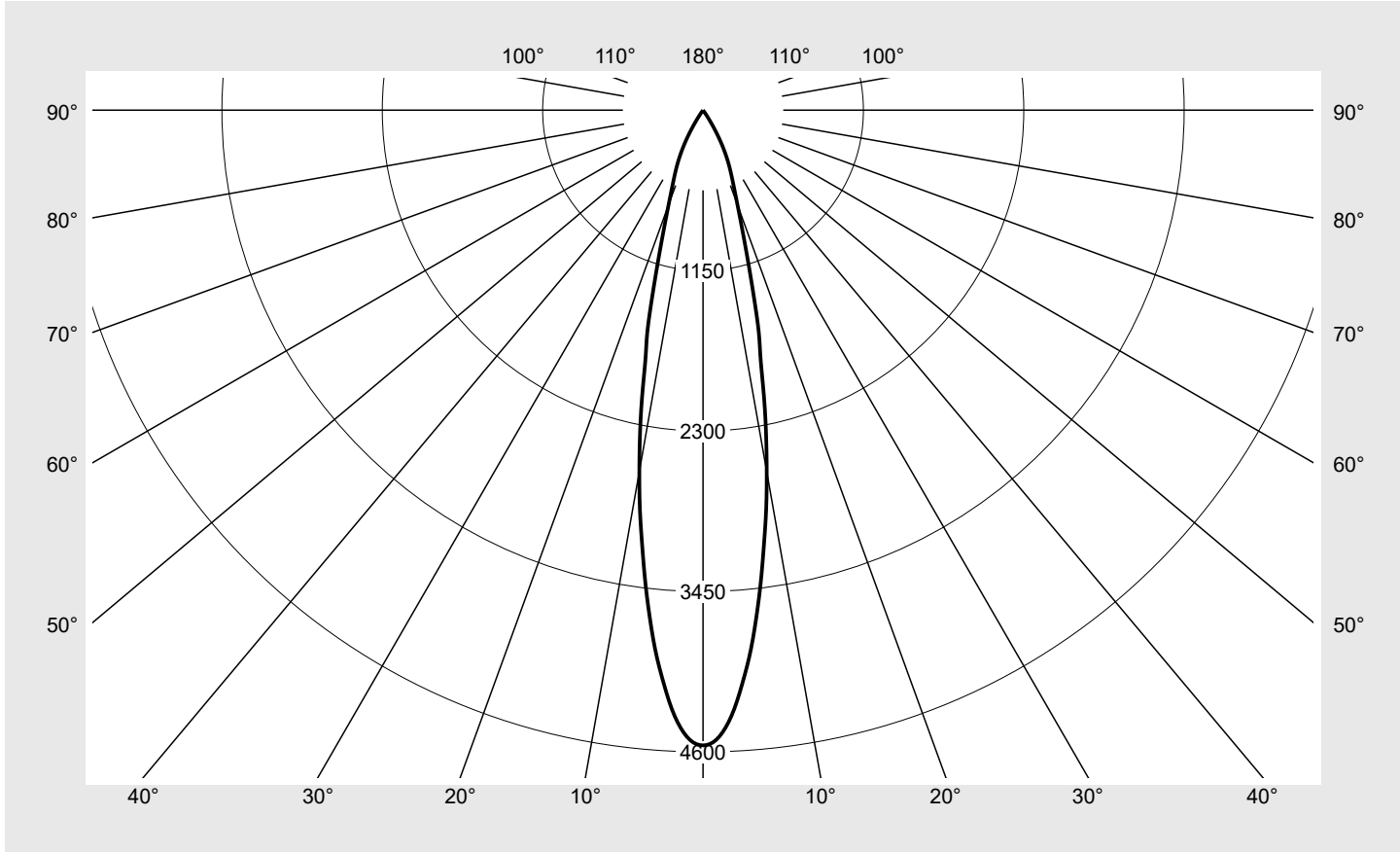


Photometric test report

Family Spot 21 Standard	Order number: 51SE62DB11A2C EAN: 4069025447784	LP number 59935_30
	Version housing, white aluminium, reflector, cover glass, transparent, narrow distribution Lamps LED 2700 K CRI ≥ 90 Controlgear ECG-DALI-Multilumen Setting factory setting: DIP-Step=7 Rated values Net luminous flux = 2670 lm Power consumption = 19.8 W Luminous efficacy = 134.8 lm/W	serial documentation 11.05.2026



Luminous intensity in cd/klm C180-0 **Imax: 4553 cd/klm**



Classifications	
DIN 5040	A 8 0
CIE	N1=98 N2=99 N3=100 N4=100 N5=100

Luminaire light output ratios	
η_{LB}	100.0%
ϕ_u	100.0%
ϕ_o	0.0%

Measurement conditions
DIN EN 13032 and DIN 5032

Photometric test report

Family Spot 21 Standard	Order number: 51SE62DB11A2C EAN: 4069025447784	LP number 59935_30
-----------------------------------	---	------------------------------

sITeco

Table of values for luminous intensities	Maximum luminous intensity
---	-----------------------------------

C-planes	0°	Phi-zone	Total Phi-zone
γ	Luminous intensity in cd/klm	Luminous flux in lm/klm	
0°	4553.1	1.1	1.1
1°	4526.9	8.7	9.8
2°	4439.5	17.0	26.7
3°	4295.7	24.7	51.4
4°	4103.9	31.4	82.8
5°	3897.2	37.2	120.0
6°	3655.5	41.9	161.9
7°	3402.4	45.5	207.4
8°	3140.8	47.9	255.3
9°	2894.7	49.7	305.0
10°	2630.2	50.1	355.1
11°	2369.8	49.6	404.7
12°	2103.0	47.9	452.6
13°	1837.1	45.3	497.9
14°	1659.8	44.0	542.0
15°	1439.9	130.6	672.5
20°	722.5	135.4	808.0
25°	446.5	103.4	911.4
30°	219.4	60.1	971.5
35°	25.7	8.1	979.6
40°	11.4	4.0	983.6
45°	7.9	3.0	986.7
50°	6.2	2.6	989.3
55°	5.3	2.4	991.7
60°	4.7	2.3	993.9
65°	4.1	2.1	996.0
70°	3.3	1.7	997.7
75°	2.3	1.2	998.9
80°	1.4	0.8	999.7
85°	0.6	0.3	1000.0
90°	0.0	0.0	1000.0

Photometric test report

Family Spot 21 Standard	Order number: 51SE62DB11A2C EAN: 4069025447784	LP number 59935_30
-----------------------------------	---	------------------------------

UGR-Table		Standard room									
Reflection factor of ceiling	0.7	0.7	0.5	0.5	0.3	0.7	0.7	0.5	0.5	0.3	
Reflection factor of walls	0.5	0.3	0.5	0.3	0.3	0.5	0.3	0.5	0.3	0.3	
Reflection factor of floor	0.2	0.2	0.2	0.2	0.2	0.2	0.2	0.2	0.2	0.2	
Room dimensions	View crosswise (C0)					View endwise (C90)					
x	y										
2H	2H	11.0	11.9	11.3	12.3	12.6	11.0	11.9	11.3	12.3	12.6
	3H	11.6	12.4	12.0	12.7	13.1	11.6	12.4	12.0	12.7	13.1
	4H	11.8	12.6	12.2	12.9	13.3	11.8	12.6	12.2	12.9	13.3
	6H	12.0	12.7	12.4	13.1	13.5	12.0	12.7	12.4	13.1	13.5
	8H	12.2	12.7	12.6	13.1	13.5	12.2	12.7	12.6	13.1	13.5
	12H	12.2	12.7	12.6	13.1	13.5	12.2	12.7	12.6	13.1	13.5
4H	2H	11.1	11.8	11.5	12.2	12.5	11.1	11.8	11.5	12.2	12.5
	3H	11.8	12.4	12.2	12.8	13.2	11.8	12.4	12.2	12.8	13.2
	4H	12.2	12.7	12.6	13.1	13.6	12.2	12.7	12.6	13.1	13.6
	6H	12.5	13.0	12.9	13.4	13.9	12.5	13.0	12.9	13.4	13.9
	8H	12.6	13.0	13.1	13.5	14.0	12.6	13.0	13.1	13.5	14.0
	12H	12.7	13.0	13.2	13.5	14.0	12.7	13.0	13.2	13.5	14.0
8H	4H	12.3	12.7	12.8	13.1	13.6	12.3	12.7	12.8	13.1	13.6
	6H	12.7	13.0	13.2	13.5	14.0	12.7	13.0	13.2	13.5	14.0
	8H	12.8	13.1	13.3	13.6	14.2	12.8	13.1	13.3	13.6	14.2
	12H	12.9	13.2	13.4	13.7	14.3	12.9	13.2	13.4	13.7	14.3
12H	4H	12.2	12.6	12.7	13.1	13.6	12.2	12.6	12.7	13.1	13.6
	6H	12.7	13.0	13.2	13.5	14.0	12.7	13.0	13.2	13.5	14.0
	8H	12.8	13.1	13.4	13.6	14.2	12.8	13.1	13.4	13.6	14.2

Luminance table	Max. for $\gamma \geq 65^\circ$	Photometric dimensions in mm: D = 82
------------------------	---------------------------------	--------------------------------------

C-planes	0°
γ	Luminance in cd/m ²
45°	5624.9
50°	4838.9
55°	4712.3
60°	4792.9
65°	4946.8
70°	4919.5
75°	4532.0
80°	4111.1
85°	3509.6

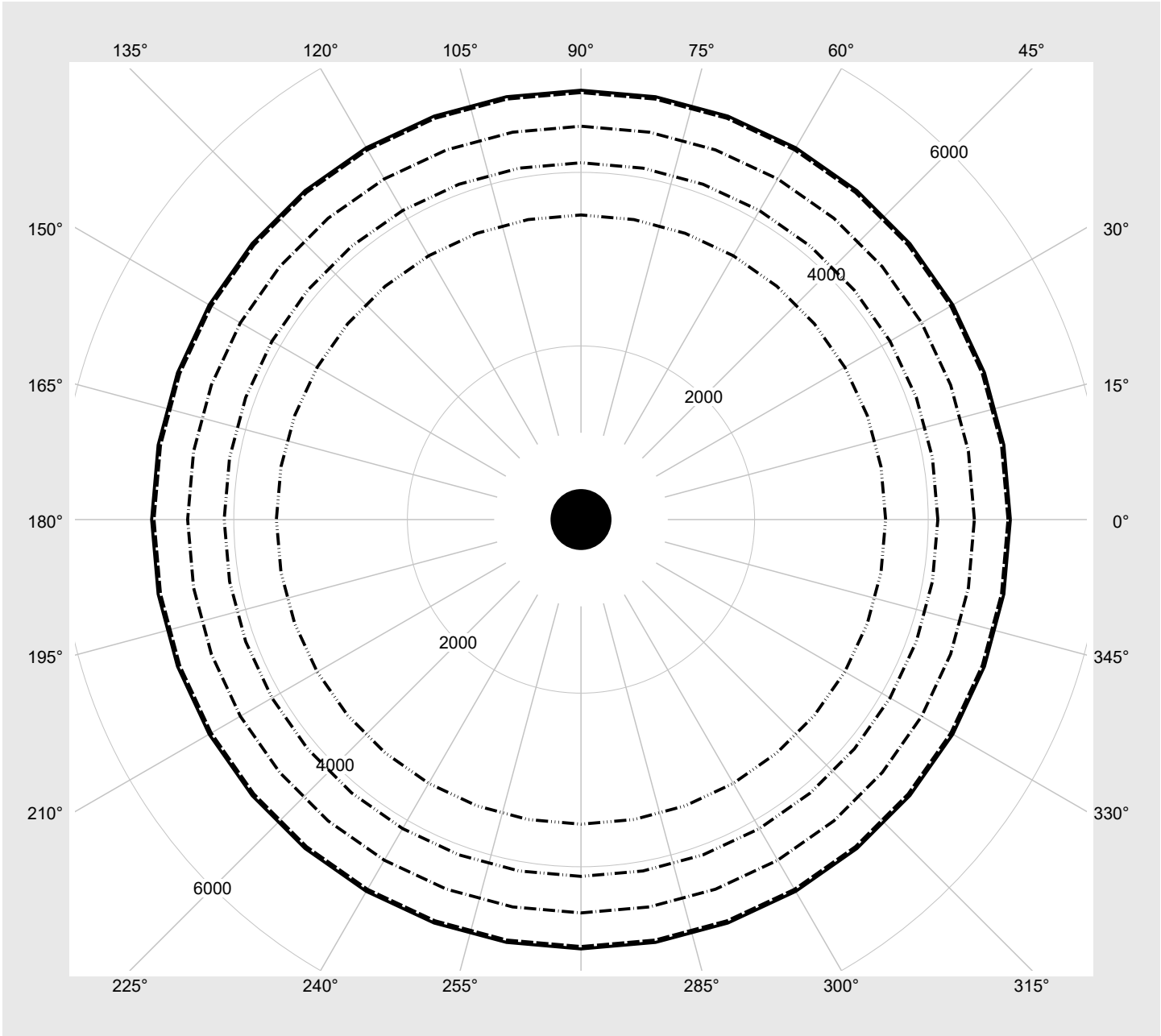
Photometric test report

Family Spot 21 Standard	Order number: 51SE62DB11A2C EAN: 4069025447784	LP number 59935_30
-----------------------------------	---	------------------------------

Luminance values in cd/m²


γ 65°
 γ 70°
 γ 75°
 γ 80°
 γ 85°

siteco



Photometric test report

Family Spot 21 Standard	Order number: 51SE62DB11A2C EAN: 4069025447784	LP number 59935_30
--	---	-------------------------------------

Multilumen Table	environmental temperature: 25°C	
-------------------------	---------------------------------	---

DIP-Step	Switch Setting				Luminous flux [lm]	Power consumption [W]
	1	2	3	4		
11	ON	OFF	ON	ON	3600	28.1
10	ON	OFF	ON	OFF	3380	25.9
9	ON	OFF	OFF	ON	3150	23.8
8	ON	OFF	OFF	OFF	2910	21.7
7	OFF	ON	ON	ON	2670	19.8
6	OFF	ON	ON	OFF	2430	17.7
5	OFF	ON	OFF	ON	2180	15.7
4	OFF	ON	OFF	OFF	1920	13.8
3	OFF	OFF	ON	ON	1660	11.7
2	OFF	OFF	ON	OFF	1390	9.9
1	OFF	OFF	OFF	ON	1120	8.1
0	OFF	OFF	OFF	OFF	840	6.2