
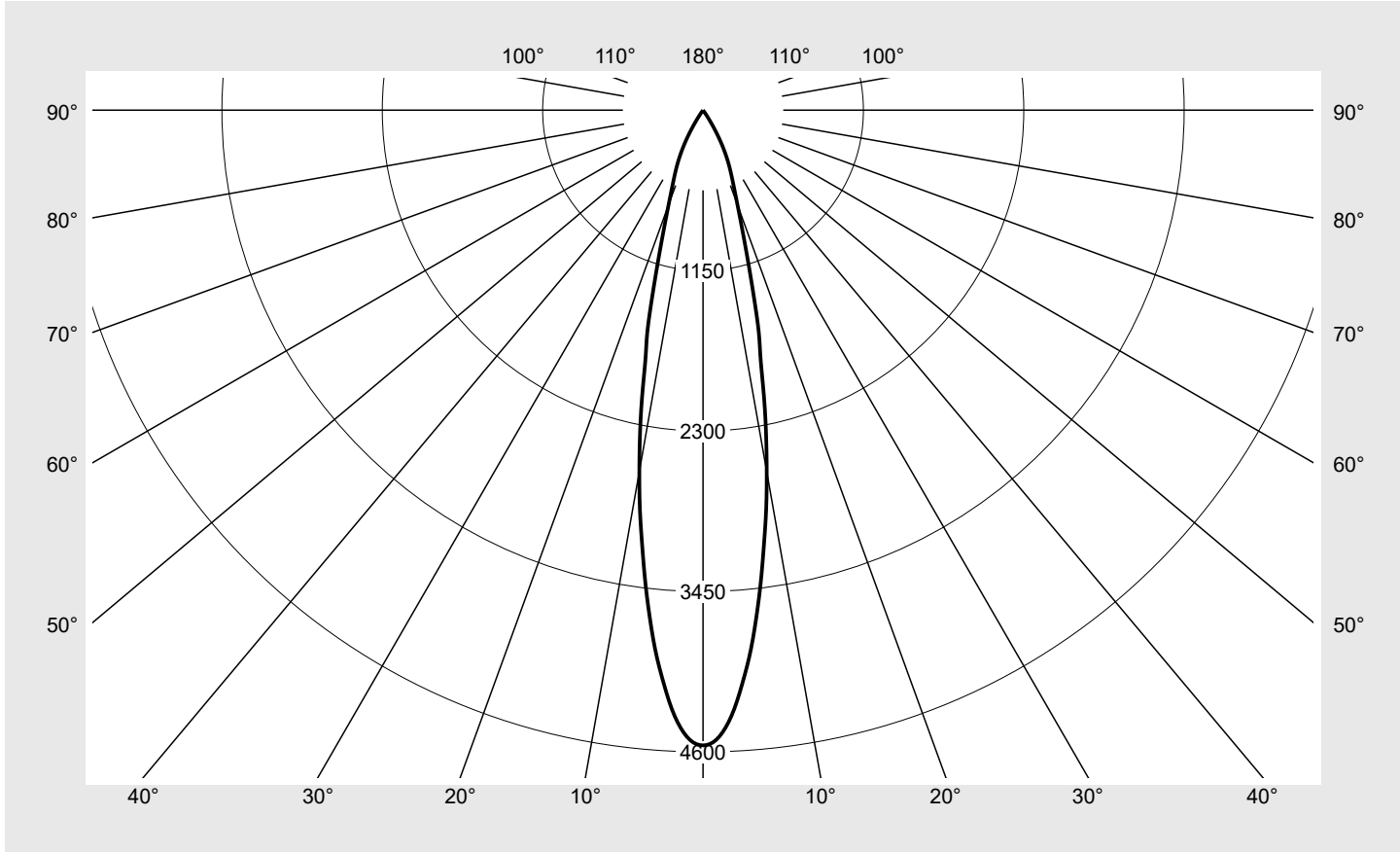


Photometric test report

Family Spot 21 Standard	Order number: 51SE62DB11C2C EAN: 4069025447807	LP number 59935_32
	Version housing, white aluminium, reflector, cover glass, transparent, narrow distribution Lamps LED 3500 K CRI ≥ 90 Controlgear ECG-DALI-Multilumen Setting factory setting: DIP-Step=7 Rated values Net luminous flux = 2900 lm Power consumption = 19.8 W Luminous efficacy = 146.5 lm/W	serial documentation 11.05.2026



Luminous intensity in cd/klm C180-0 **Imax: 4553 cd/klm**



Classifications	
DIN 5040	A 8 0
CIE	N1=98 N2=99 N3=100 N4=100 N5=100

Luminaire light output ratios	
η_{LB}	100.0%
ϕ_u	100.0%
ϕ_o	0.0%

Measurement conditions
DIN EN 13032 and DIN 5032

Photometric test report

Family Spot 21 Standard	Order number: 51SE62DB11C2C EAN: 4069025447807	LP number 59935_32
-----------------------------------	---	------------------------------



Table of values for luminous intensities	Maximum luminous intensity
---	-----------------------------------

C-planes	0°	Phi-zone	Total Phi-zone
γ	Luminous intensity in cd/klm		Luminous flux in lm/klm
0°	4553.1	1.1	1.1
1°	4526.9	8.7	9.8
2°	4439.5	17.0	26.7
3°	4295.7	24.7	51.4
4°	4103.9	31.4	82.8
5°	3897.2	37.2	120.0
6°	3655.5	41.9	161.9
7°	3402.4	45.5	207.4
8°	3140.8	47.9	255.3
9°	2894.7	49.7	305.0
10°	2630.2	50.1	355.1
11°	2369.8	49.6	404.7
12°	2103.0	47.9	452.6
13°	1837.1	45.3	497.9
14°	1659.8	44.0	542.0
15°	1439.9	130.6	672.5
20°	722.5	135.4	808.0
25°	446.5	103.4	911.4
30°	219.4	60.1	971.5
35°	25.7	8.1	979.6
40°	11.4	4.0	983.6
45°	7.9	3.0	986.7
50°	6.2	2.6	989.3
55°	5.3	2.4	991.7
60°	4.7	2.3	993.9
65°	4.1	2.1	996.0
70°	3.3	1.7	997.7
75°	2.3	1.2	998.9
80°	1.4	0.8	999.7
85°	0.6	0.3	1000.0
90°	0.0	0.0	1000.0

Photometric test report

Family Spot 21 Standard	Order number: 51SE62DB11C2C EAN: 4069025447807	LP number 59935_32
----------------------------	---	-----------------------

UGR-Table	Standard room	siteco								
-----------	---------------	--------	--	--	--	--	--	--	--	--

Reflection factor of ceiling	0.7	0.7	0.5	0.5	0.3	0.7	0.7	0.5	0.5	0.3	
Reflection factor of walls	0.5	0.3	0.5	0.3	0.3	0.5	0.3	0.5	0.3	0.3	
Reflection factor of floor	0.2	0.2	0.2	0.2	0.2	0.2	0.2	0.2	0.2	0.2	
Room dimensions	View crosswise (C0)					View endwise (C90)					
x	y										
2H	2H	11.3	12.2	11.6	12.5	12.9	11.3	12.2	11.6	12.5	12.9
	3H	11.9	12.7	12.2	13.0	13.4	11.9	12.7	12.2	13.0	13.4
	4H	12.1	12.9	12.5	13.2	13.6	12.1	12.9	12.5	13.2	13.6
	6H	12.3	13.0	12.7	13.4	13.8	12.3	13.0	12.7	13.4	13.8
	8H	12.5	13.0	12.9	13.4	13.8	12.5	13.0	12.9	13.4	13.8
	12H	12.5	13.0	12.9	13.4	13.8	12.5	13.0	12.9	13.4	13.8
4H	2H	11.3	12.1	11.7	12.5	12.8	11.3	12.1	11.7	12.5	12.8
	3H	12.1	12.7	12.5	13.1	13.5	12.1	12.7	12.5	13.1	13.5
	4H	12.5	13.0	12.9	13.4	13.9	12.5	13.0	12.9	13.4	13.9
	6H	12.7	13.2	13.2	13.7	14.2	12.7	13.2	13.2	13.7	14.2
	8H	12.9	13.3	13.4	13.8	14.3	12.9	13.3	13.4	13.8	14.3
	12H	12.9	13.3	13.4	13.8	14.3	12.9	13.3	13.4	13.8	14.3
8H	4H	12.6	13.0	13.0	13.4	13.9	12.6	13.0	13.0	13.4	13.9
	6H	13.0	13.3	13.5	13.8	14.3	13.0	13.3	13.5	13.8	14.3
	8H	13.1	13.4	13.6	13.9	14.5	13.1	13.4	13.6	13.9	14.5
	12H	13.2	13.5	13.7	14.0	14.5	13.2	13.5	13.7	14.0	14.5
12H	4H	12.5	12.9	13.0	13.4	13.9	12.5	12.9	13.0	13.4	13.9
	6H	12.9	13.3	13.5	13.8	14.3	12.9	13.3	13.5	13.8	14.3
	8H	13.1	13.4	13.6	13.9	14.5	13.1	13.4	13.6	13.9	14.5

Luminance table	Max. for $\gamma \geq 65^\circ$	Photometric dimensions in mm: D = 82
-----------------	---------------------------------	--------------------------------------

C-planes	0°
γ	Luminance in cd/m ²
45°	6109.5
50°	5255.7
55°	5118.2
60°	5205.8
65°	5372.9
70°	5343.3
75°	4922.3
80°	4465.2
85°	3811.9

Photometric test report

Family Spot 21 Standard	Order number: 51SE62DB11C2C EAN: 4069025447807	LP number 59935_32
-----------------------------------	---	------------------------------

Luminance values in cd/m²

 γ 65°

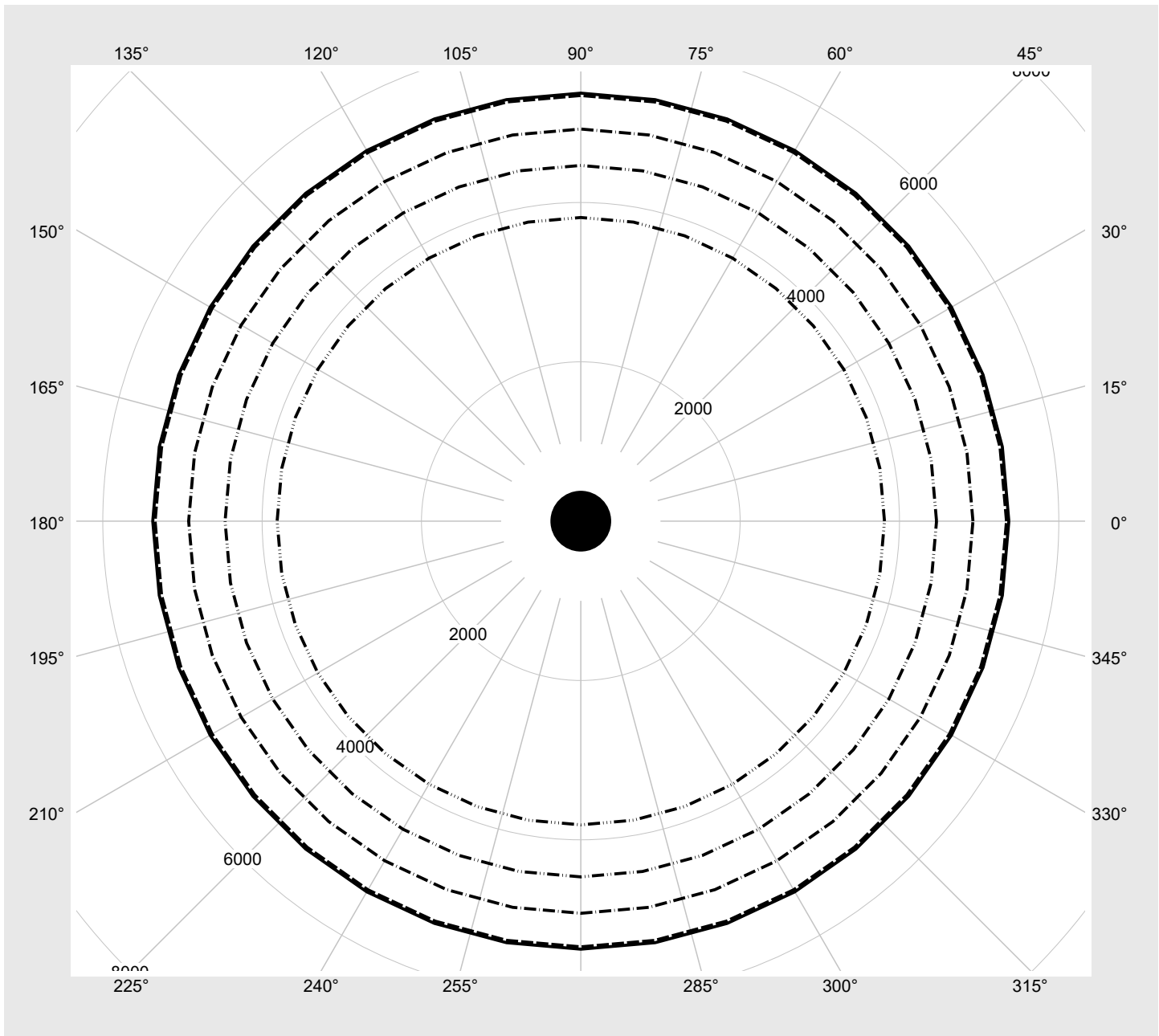
 γ 70°

 γ 75°

 γ 80°

 γ 85°

siteco



Photometric test report

Family Spot 21 Standard	Order number: 51SE62DB11C2C EAN: 4069025447807	LP number 59935_32
--	---	-------------------------------------

Multilumen Table	environmental temperature: 25°C	
-------------------------	---------------------------------	---

DIP-Step	Switch Setting				Luminous flux [lm]	Power consumption [W]
	1	2	3	4		
11	ON	OFF	ON	ON	3910	28.1
10	ON	OFF	ON	OFF	3670	25.9
9	ON	OFF	OFF	ON	3420	23.8
8	ON	OFF	OFF	OFF	3160	21.7
7	OFF	ON	ON	ON	2900	19.8
6	OFF	ON	ON	OFF	2630	17.7
5	OFF	ON	OFF	ON	2360	15.7
4	OFF	ON	OFF	OFF	2090	13.8
3	OFF	OFF	ON	ON	1800	11.7
2	OFF	OFF	ON	OFF	1510	9.9
1	OFF	OFF	OFF	ON	1210	8.1
0	OFF	OFF	OFF	OFF	910	6.2