
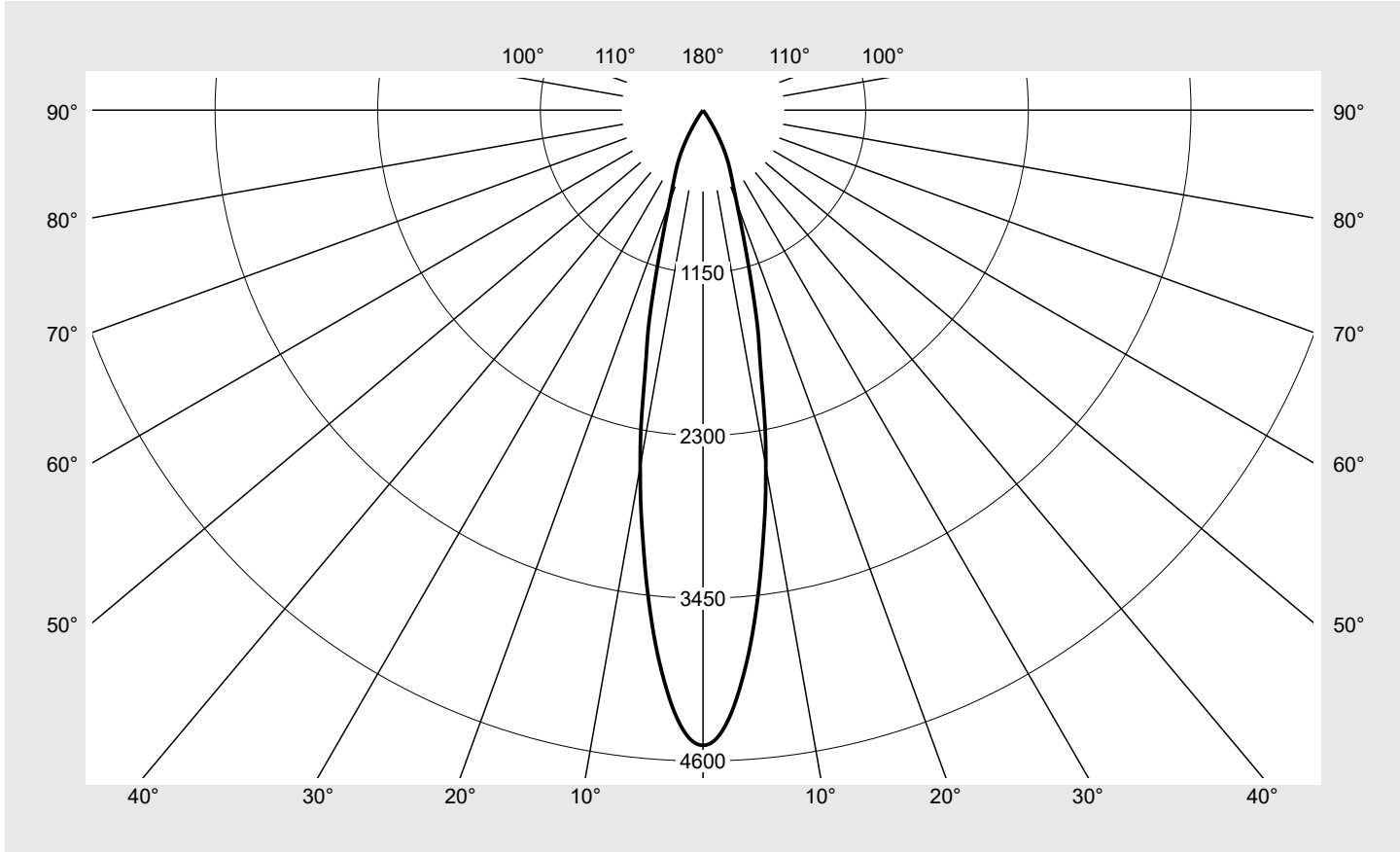


Photometric test report

Family Spot 21 Licross®	Order number: 51SL12DB11B2C EAN: 4069025603432	LP number 59919_44
	Version housing, white, reflector, cover glass, transparent, narrow distribution Lamps LED 3000 K CRI ≥ 90 Controlgear ECG-DALI-Multilumen Setting factory setting: DIP-Step=7 Rated values Net luminous flux = 2920 lm Power consumption = 19.8 W Luminous efficacy = 147.5 lm/W	serial documentation 21.05.2026



Luminous intensity in cd/klm C180-0 **Imax: 4489 cd/klm**



Classifications	
DIN 5040	A 8 0
CIE	N1=96 N2=98 N3=100 N4=100 N5=100

Luminaire light output ratios	
η_{LB}	100.0%
ϕ_u	100.0%
ϕ_o	0.0%

Measurement conditions
DIN EN 13032 and DIN 5032

Photometric test report

Family Spot 21 Licross®	Order number: 51SL12DB11B2C EAN: 4069025603432	LP number 59919_44
-----------------------------------	---	------------------------------



Table of values for luminous intensities	Maximum luminous intensity
---	-----------------------------------

C-planes	0°	Phi-zone	Total Phi-zone
γ	Luminous intensity in cd/klm		Luminous flux in lm/klm
0°	4489.5	1.1	1.1
1°	4458.6	8.5	9.6
2°	4362.9	16.7	26.3
3°	4213.2	24.2	50.5
4°	4022.2	30.8	81.3
5°	3808.9	36.4	117.7
6°	3568.3	40.9	158.6
7°	3317.2	44.3	202.9
8°	3058.8	46.7	249.6
9°	2814.7	48.3	297.9
10°	2557.1	48.7	346.6
11°	2304.4	48.2	394.8
12°	2017.1	46.0	440.8
13°	1784.0	44.0	484.8
14°	1604.7	42.6	527.3
15°	1395.8	126.6	653.9
20°	696.2	130.5	784.4
25°	435.5	100.9	885.3
30°	217.1	59.5	944.8
35°	31.8	10.0	954.8
40°	19.0	6.7	961.5
45°	15.4	6.0	967.4
50°	13.5	5.7	973.1
55°	12.4	5.6	978.7
60°	11.7	5.6	984.2
65°	10.6	5.3	989.5
70°	8.8	4.5	994.0
75°	6.2	3.3	997.3
80°	3.5	1.9	999.2
85°	1.5	0.8	1000.0
90°	0.0	0.0	1000.0

Photometric test report

Family Spot 21 Licross®	Order number: 51SL12DB11B2C EAN: 4069025603432	LP number 59919_44
-----------------------------------	---	------------------------------

UGR-Table		Standard room									
Reflection factor of ceiling	0.7	0.7	0.5	0.5	0.3	0.7	0.7	0.5	0.5	0.3	
Reflection factor of walls	0.5	0.3	0.5	0.3	0.3	0.5	0.3	0.5	0.3	0.3	
Reflection factor of floor	0.2	0.2	0.2	0.2	0.2	0.2	0.2	0.2	0.2	0.2	
Room dimensions		View crosswise (C0)					View endwise (C90)				
x	y										
2H	2H	14.2	15.2	14.6	15.5	15.8	14.2	15.2	14.6	15.5	15.8
	3H	15.9	16.7	16.3	17.1	17.4	15.9	16.7	16.3	17.1	17.4
	4H	16.5	17.3	16.9	17.7	18.0	16.5	17.3	16.9	17.7	18.0
	6H	17.0	17.7	17.4	18.1	18.5	17.0	17.7	17.4	18.1	18.5
	8H	17.2	17.8	17.6	18.2	18.6	17.2	17.8	17.6	18.2	18.6
	12H	17.3	17.8	17.7	18.2	18.6	17.3	17.8	17.7	18.2	18.6
4H	2H	14.8	15.6	15.2	15.9	16.3	14.8	15.6	15.2	15.9	16.3
	3H	16.6	17.3	17.1	17.7	18.1	16.6	17.3	17.1	17.7	18.1
	4H	17.4	18.0	17.9	18.4	18.9	17.4	18.0	17.9	18.4	18.9
	6H	17.9	18.5	18.4	18.9	19.4	17.9	18.5	18.4	18.9	19.4
	8H	18.1	18.6	18.6	19.0	19.5	18.1	18.6	18.6	19.0	19.5
	12H	18.2	18.6	18.7	19.1	19.6	18.2	18.6	18.7	19.1	19.6
8H	4H	17.7	18.1	18.2	18.6	19.1	17.7	18.1	18.2	18.6	19.1
	6H	18.4	18.7	18.9	19.2	19.7	18.4	18.7	18.9	19.2	19.7
	8H	18.6	18.9	19.1	19.4	19.9	18.6	18.9	19.1	19.4	19.9
	12H	18.7	19.0	19.2	19.5	20.0	18.7	19.0	19.2	19.5	20.0
12H	4H	17.7	18.1	18.2	18.5	19.0	17.7	18.1	18.2	18.5	19.0
	6H	18.3	18.7	18.8	19.2	19.7	18.3	18.7	18.8	19.2	19.7
	8H	18.6	18.9	19.1	19.4	19.9	18.6	18.9	19.1	19.4	19.9

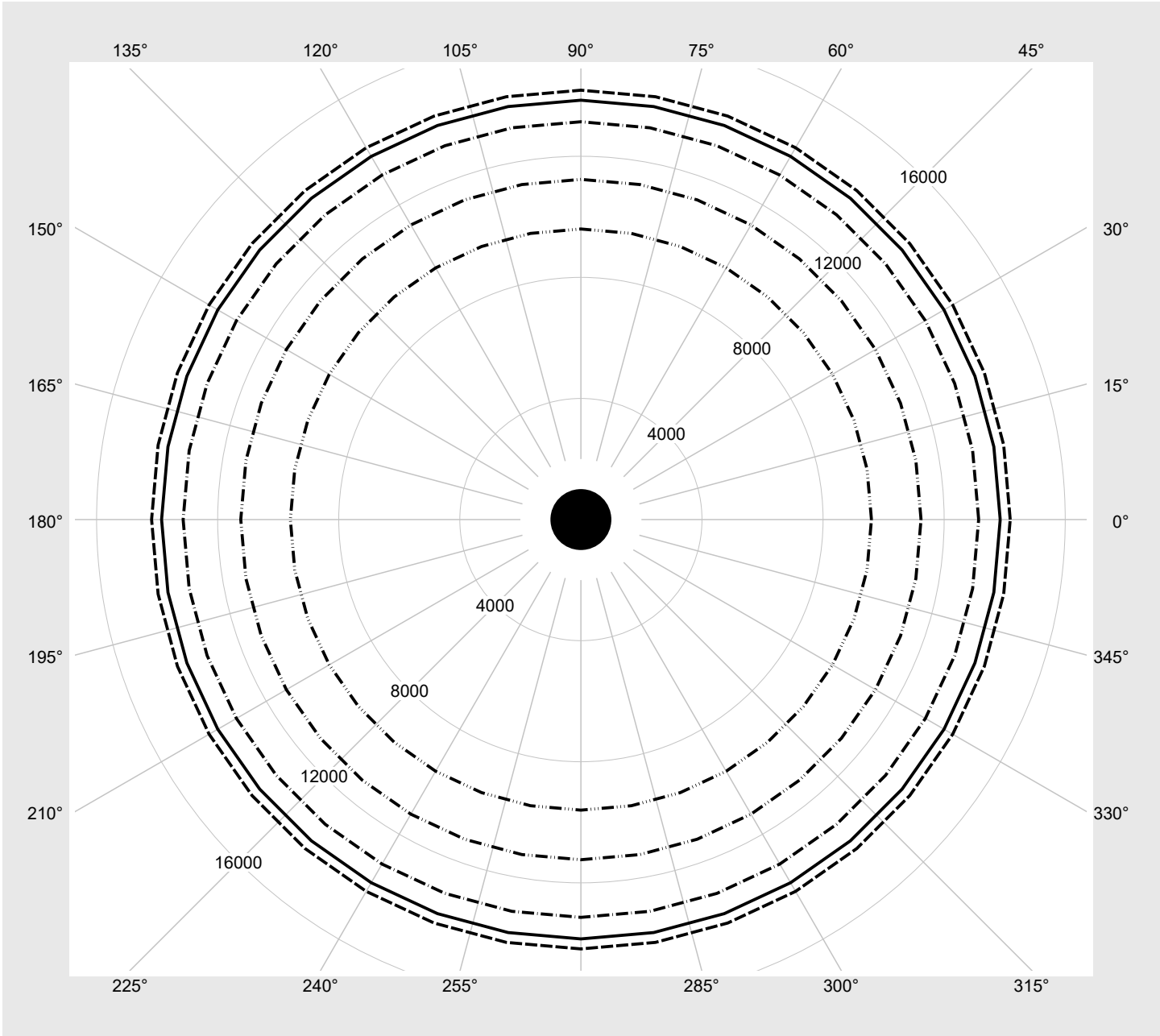
Luminance table	Max. for $\gamma \geq 65^\circ$	Photometric dimensions in mm: D = 82
------------------------	---------------------------------	--------------------------------------

C-planes	0°
γ	Luminance in cd/m ²
45°	12064.0
50°	11623.0
55°	11956.4
60°	12935.1
65°	13852.6
70°	14182.8
75°	13140.6
80°	11236.9
85°	9598.6

Photometric test report

Family Spot 21 Licross®	Order number: 51SL12DB11B2C EAN: 4069025603432	LP number 59919_44
-----------------------------------	---	------------------------------

Luminance values in cd/m² γ 65° γ 70° γ 75° γ 80° γ 85° **siteco**



Photometric test report

Family Spot 21 Licross®	Order number: 51SL12DB11B2C EAN: 4069025603432	LP number 59919_44
--	---	-------------------------------------

Multilumen Table	environmental temperature: 25°C	
-------------------------	---------------------------------	---

DIP-Step	Switch Setting				Luminous flux [lm]	Power consumption [W]
	1	2	3	4		
11	ON	OFF	ON	ON	3930	28.1
10	ON	OFF	ON	OFF	3690	25.9
9	ON	OFF	OFF	ON	3440	23.8
8	ON	OFF	OFF	OFF	3180	21.7
7	OFF	ON	ON	ON	2920	19.8
6	OFF	ON	ON	OFF	2650	17.7
5	OFF	ON	OFF	ON	2380	15.7
4	OFF	ON	OFF	OFF	2100	13.8
3	OFF	OFF	ON	ON	1810	11.7
2	OFF	OFF	ON	OFF	1520	9.9
1	OFF	OFF	OFF	ON	1220	8.1
0	OFF	OFF	OFF	OFF	910	6.2