

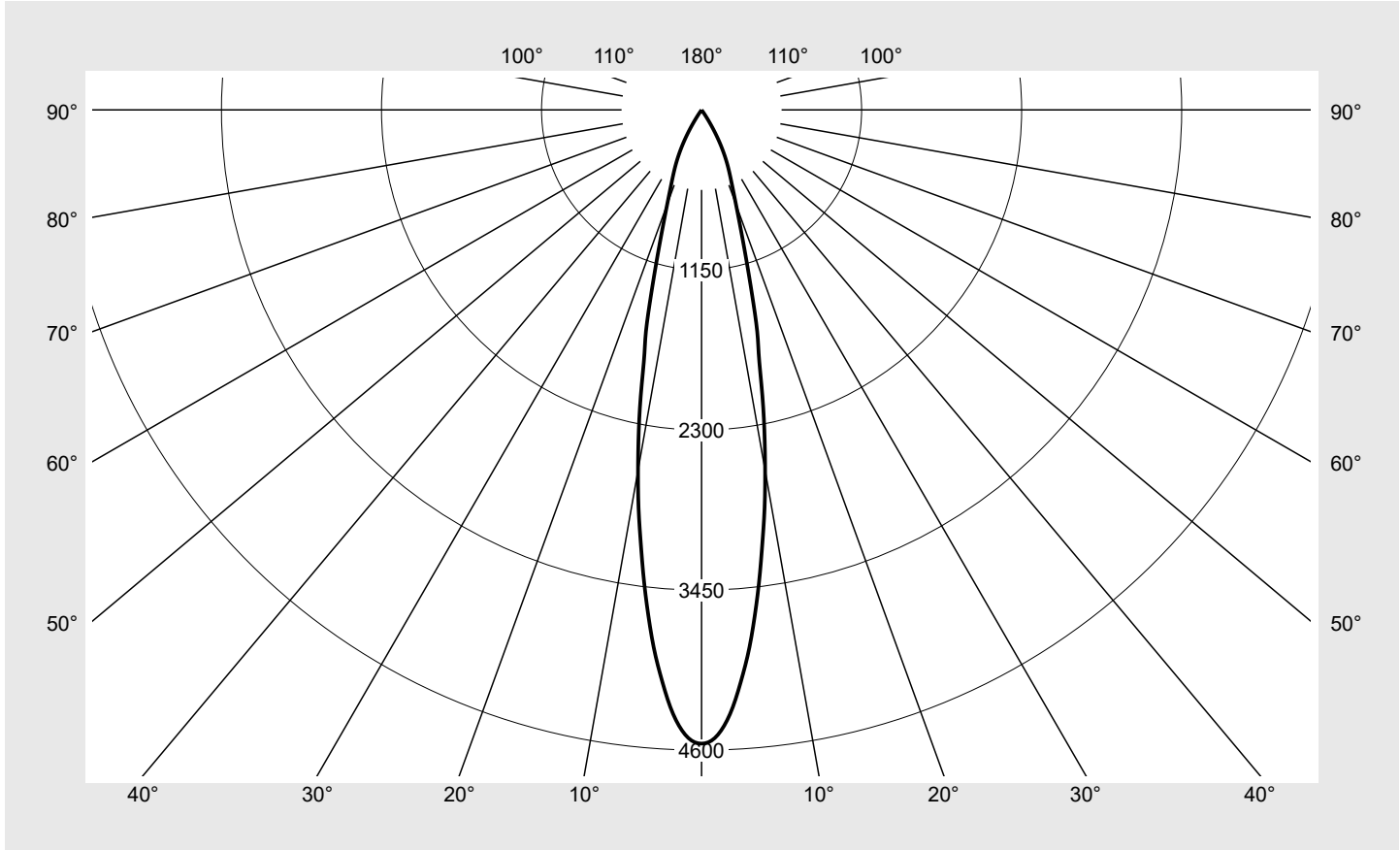


Photometric test report

Family Spot 21 Licross®	Order number: 51SL62DB11B2C EAN: 4069025603968	LP number 59935_40
	Version housing, white aluminium, reflector, cover glass, transparent, narrow distribution Lamps LED 3000 K CRI ≥ 90 Controlgear ECG-DALI-Multilumen Setting factory setting: DIP-Step=7	serial documentation 21.05.2026
	Rated values Net luminous flux = 2810 lm Power consumption = 19.8 W Luminous efficacy = 141.9 lm/W	

Luminous intensity in cd/klm C180-0 **Imax: 4553 cd/klm**



Classifications	
DIN 5040	A 8 0
CIE	N1=98 N2=99 N3=100 N4=100 N5=100

Luminaire light output ratios	
η_{LB}	100.0%
ϕ_u	100.0%
ϕ_o	0.0%

Measurement conditions
 DIN EN 13032 and DIN 5032

Photometric test report

Family Spot 21 Licross®	Order number: 51SL62DB11B2C EAN: 4069025603968	LP number 59935_40
-----------------------------------	---	-------------------------------------

sITeco

Table of values for luminous intensities	Maximum luminous intensity
---	-----------------------------------

C-planes	0°	Phi-zone	Total Phi-zone
γ	Luminous intensity in cd/klm		Luminous flux in lm/klm
0°	4553.1	1.1	1.1
1°	4526.9	8.7	9.8
2°	4439.5	17.0	26.7
3°	4295.7	24.7	51.4
4°	4103.9	31.4	82.8
5°	3897.2	37.2	120.0
6°	3655.5	41.9	161.9
7°	3402.4	45.5	207.4
8°	3140.8	47.9	255.3
9°	2894.7	49.7	305.0
10°	2630.2	50.1	355.1
11°	2369.8	49.6	404.7
12°	2103.0	47.9	452.6
13°	1837.1	45.3	497.9
14°	1659.8	44.0	542.0
15°	1439.9	130.6	672.5
20°	722.5	135.4	808.0
25°	446.5	103.4	911.4
30°	219.4	60.1	971.5
35°	25.7	8.1	979.6
40°	11.4	4.0	983.6
45°	7.9	3.0	986.7
50°	6.2	2.6	989.3
55°	5.3	2.4	991.7
60°	4.7	2.3	993.9
65°	4.1	2.1	996.0
70°	3.3	1.7	997.7
75°	2.3	1.2	998.9
80°	1.4	0.8	999.7
85°	0.6	0.3	1000.0
90°	0.0	0.0	1000.0

Photometric test report

Family Spot 21 Licross®	Order number: 51SL62DB11B2C EAN: 4069025603968	LP number 59935_40
-----------------------------------	---	------------------------------

UGR-Table		Standard room									
Reflection factor of ceiling	0.7	0.7	0.5	0.5	0.3	0.7	0.7	0.5	0.5	0.3	
Reflection factor of walls	0.5	0.3	0.5	0.3	0.3	0.5	0.3	0.5	0.3	0.3	
Reflection factor of floor	0.2	0.2	0.2	0.2	0.2	0.2	0.2	0.2	0.2	0.2	
Room dimensions		View crosswise (C0)					View endwise (C90)				
x	y										
2H	2H	11.2	12.1	11.5	12.4	12.8	11.2	12.1	11.5	12.4	12.8
	3H	11.8	12.6	12.1	12.9	13.3	11.8	12.6	12.1	12.9	13.3
	4H	12.0	12.8	12.4	13.1	13.5	12.0	12.8	12.4	13.1	13.5
	6H	12.2	12.9	12.6	13.3	13.7	12.2	12.9	12.6	13.3	13.7
	8H	12.4	12.9	12.8	13.3	13.7	12.4	12.9	12.8	13.3	13.7
	12H	12.4	12.9	12.8	13.3	13.7	12.4	12.9	12.8	13.3	13.7
4H	2H	11.2	12.0	11.6	12.3	12.7	11.2	12.0	11.6	12.3	12.7
	3H	12.0	12.6	12.4	13.0	13.4	12.0	12.6	12.4	13.0	13.4
	4H	12.3	12.9	12.8	13.3	13.8	12.3	12.9	12.8	13.3	13.8
	6H	12.6	13.1	13.1	13.6	14.1	12.6	13.1	13.1	13.6	14.1
	8H	12.8	13.2	13.3	13.7	14.1	12.8	13.2	13.3	13.7	14.1
	12H	12.8	13.2	13.3	13.7	14.2	12.8	13.2	13.3	13.7	14.2
8H	4H	12.5	12.9	12.9	13.3	13.8	12.5	12.9	12.9	13.3	13.8
	6H	12.9	13.2	13.4	13.7	14.2	12.9	13.2	13.4	13.7	14.2
	8H	13.0	13.3	13.5	13.8	14.3	13.0	13.3	13.5	13.8	14.3
	12H	13.1	13.4	13.6	13.9	14.4	13.1	13.4	13.6	13.9	14.4
12H	4H	12.4	12.8	12.9	13.3	13.8	12.4	12.8	12.9	13.3	13.8
	6H	12.8	13.2	13.4	13.6	14.2	12.8	13.2	13.4	13.6	14.2
	8H	13.0	13.3	13.5	13.8	14.4	13.0	13.3	13.5	13.8	14.4

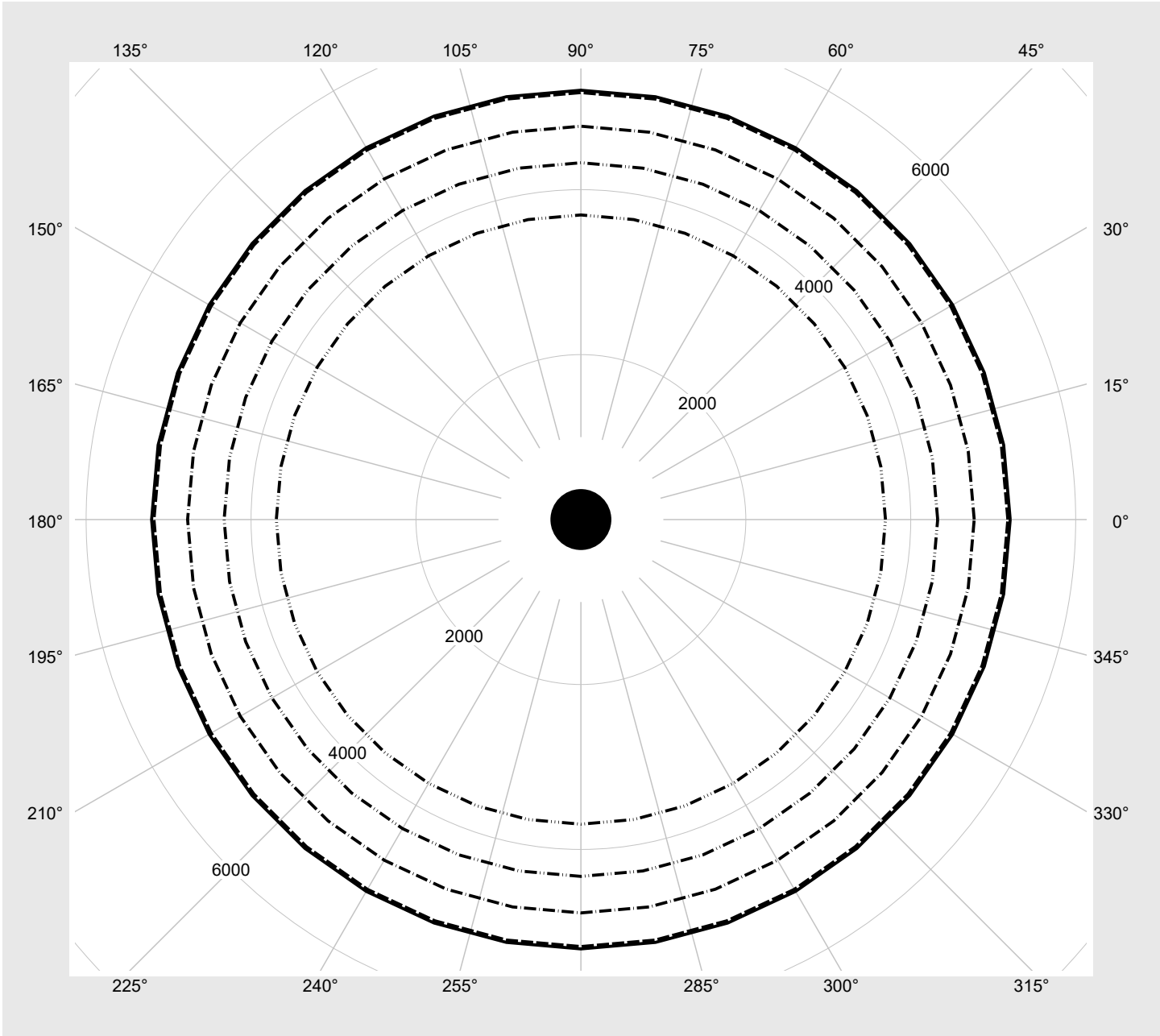
Luminance table	Max. for $\gamma \geq 65^\circ$	Photometric dimensions in mm: D = 82
------------------------	---------------------------------	--------------------------------------

C-planes	0°
γ	Luminance in cd/m ²
45°	5919.9
50°	5092.6
55°	4959.4
60°	5044.3
65°	5206.1
70°	5177.5
75°	4769.6
80°	4326.7
85°	3693.6

Photometric test report


Family Spot 21 Licross®	Order number: 51SL62DB11B2C EAN: 4069025603968	LP number 59935_40
-----------------------------------	---	------------------------------

Luminance values in cd/m² γ 65° γ 70° γ 75° γ 80° γ 85° **siteco**



Photometric test report

Family Spot 21 Licross®	Order number: 51SL62DB11B2C EAN: 4069025603968	LP number 59935_40
--	---	-------------------------------------

Multilumen Table	environmental temperature: 25°C	
-------------------------	---------------------------------	---

DIP-Step	Switch Setting				Luminous flux [lm]	Power consumption [W]
	1	2	3	4		
11	ON	OFF	ON	ON	3790	28.1
10	ON	OFF	ON	OFF	3550	25.9
9	ON	OFF	OFF	ON	3310	23.8
8	ON	OFF	OFF	OFF	3070	21.7
7	OFF	ON	ON	ON	2810	19.8
6	OFF	ON	ON	OFF	2560	17.7
5	OFF	ON	OFF	ON	2290	15.7
4	OFF	ON	OFF	OFF	2020	13.8
3	OFF	OFF	ON	ON	1750	11.7
2	OFF	OFF	ON	OFF	1470	9.9
1	OFF	OFF	OFF	ON	1180	8.1
0	OFF	OFF	OFF	OFF	880	6.2