

**Order No.:** 51MP25WM2441WA | **GTIN (EAN):** 4069025077981

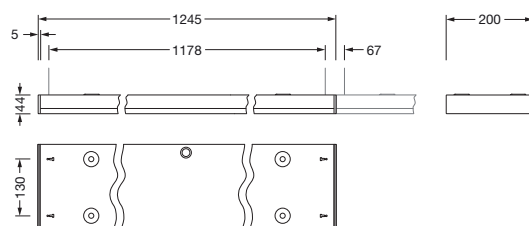
**Product description:** Apol31Sf,1245x200,3800lm840,ML



Apollon® 31 Surface, office luminaire, primary optical cover: micro prismatic cover, of PMMA, light emission: direct distribution, primary light characteristic: symmetric, installation type: surface-mounted, LED, rated luminous flux: 3.800lm, luminous efficacy: 139lm/W, light colour: 840, colour temperature: 4000K, control gear: ON/OFF Multilumen, with terminal, 3-pole, mains connection: 220..240V, AC, 50/60Hz, rated input power: 27W, housing, of sheet steel, coil coated, traffic white (RAL 9016), length: 1.245mm, width: 200mm, height: 44mm, protection rating (complete): IP40, insulation class (complete): insulation class II (safety insulation), certification: CE, ENEC, UKCA, impact resistance: IK02, permissible operating ambient temperature: - 20...+40°C, packaging unit: 1 piece

IP 40

Lamps:	LED
Wt. (kg):	3.4
GTIN (EAN):	4069025077981




It is mandatory that the assembly instructions must be observed when planning and installing the electrical installation (to be found at [www.siteco.com](http://www.siteco.com))

Tolerances related to thermal, electrical and photometric data according to IEC 62722

Issued 08.08.2025 - Modifications and errors subject to change - Ensure that you always use the latest version -

**Order No.:** 51MP25WM2441WA | **GTIN (EAN):** 4069025077981

**Detailed technical description:** Apol31Sf,1245x200,3800lm840,ML



## Key data

- Product type: office luminaire
- Product name: Apollon® 31 Surface
- Order No.: 51MP25WM2441WA

## Lighting technology | Lamps | Control gear

### Component 1

#### Lighting technology:

- Cover: micro prismatic cover
- Beam angle: wide distribution, 90°
- Symmetry: symmetric
- Light emission: direct distribution
- UGR viewing direction along longitudinal luminaire axis:  $\leq 19$
- UGR viewing direction along lateral luminaire axis:  $\leq 19$

#### Lamps:

- Lamps: with LED
- Rated luminous flux: 3800lm
- Luminous efficacy: 139lm/W
- Colour temperature: 4000K
- Colour rendering index: CRI > 80
- Light colour: 840
- SDCM (Standard Deviation of Colour Matching): MacAdam  $\leq 3$  SDCM (initial)
- Rated input power: 27W
- Supplement: with through-wiring, luminous flux adjustable on luminaire in four steps (2900/3600/4100/4700lm), connected load according to luminous flux setting (23/27/33/38W)

#### Operating device:

- Control: ON/OFF Multilumen

#### Certificates, Standards

- Protection rating: IP40
- Insulation class: insulation class II (safety insulation)
- Impact resistance: IK02
- Temperature range (operation): -20...+40°C
- Certification, designation: CE, ENEC, UKCA

## Material, Colour

- housing: sheet steel, coil coated, traffic white (RAL 9016)
- Colour specification: traffic white (RAL 9016)
- Cover: micro prismatic cover of PMMA

## Mounting

- Mounting method, mounting location: surface-mounted, to the ceiling
- Arrangement: single arrangement

## Electrical connection

- Connection: terminal, 3-pole
- Nominal voltage: 220..240V, 50/60Hz, AC

## Dimensions, Weight

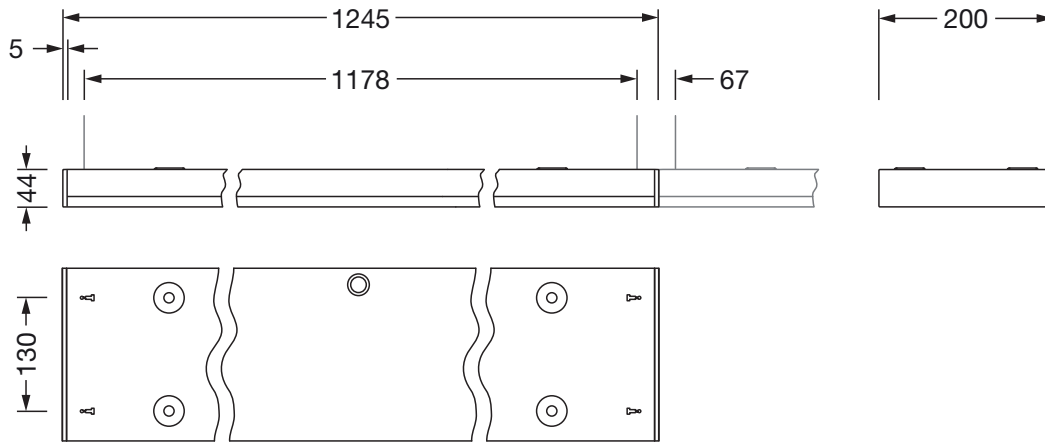
- Length: 1245mm
- Width: 200mm
- Height: 44mm
- Weight: 3.4kg

## Service life

- Rated service life: 50000h (L80/B50) at AT = 25°C

**Order No.:** 51MP25WM2441WA | **GTIN (EAN):** 4069025077981

**Dimensions:** Apol31Sf,1245x200,3800lm840,ML



It is mandatory that the assembly instructions must be observed when planning and installing the electrical installation (to be found at [www.siteco.com](http://www.siteco.com))

Tolerances related to thermal, electrical and photometric data according to IEC 62722

Issued 08.08.2025 - Modifications and errors subject to change - Ensure that you always use the latest version -